

— Emperor

Barber Chair



1 —
3

Crafted for professionals seeking excellence, this barber chair epitomizes quality and comfort. Its distinctive design is accentuated by chrome handles, levers, and a sturdy metal footrest with legs. The robust, uniquely contoured frame, coupled with synthetic leather upholstery, ensures unparalleled comfort and effortless maintenance. With a hydraulic pump for height adjustment and customizable features like the headrest, backrest, and footrest, each client enjoys personalized comfort. The chair's reclining capability, nearly horizontal, prioritizes client relaxation without compromising the efficiency of the barber's work.

Technical parameters

Product model
YTY1219E

Dimensions
995x660x985 (mm)

Net weight
122kg

Rated voltage
220~240V AC

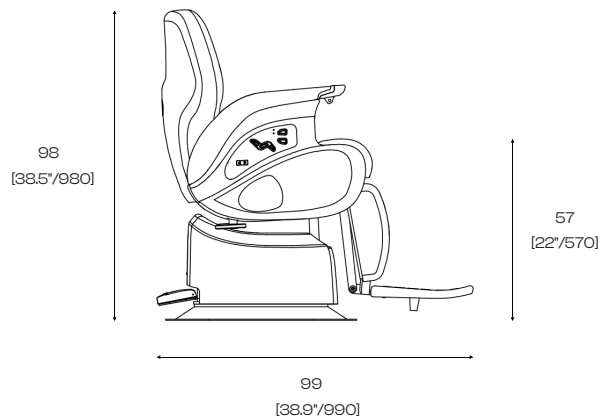
Rated frequency
50 Hz

Rated power
320W

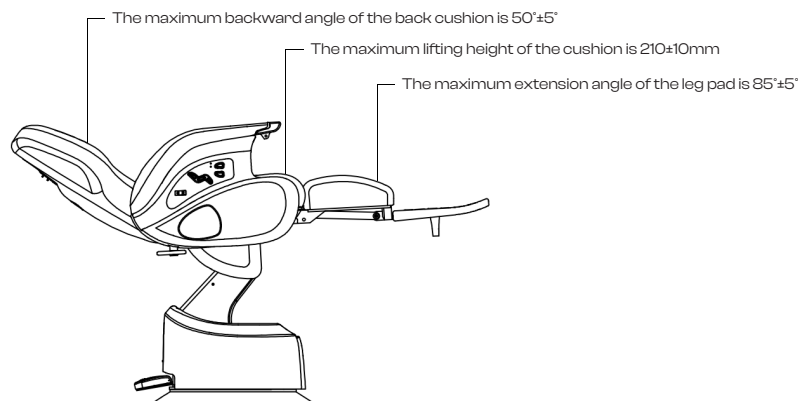
Material

- High-quality fire-retardant PVC poly-leather.
- Wooden internal structure and backrest.
- Aluminum alloy armrests with leather-covered surface.
- Aluminum footrest.
- Rapid-recovery high-density foam.
- Chrome-plated metal base with protective ring fixed to the base.
- Pump with load capacity up to 300 kg.

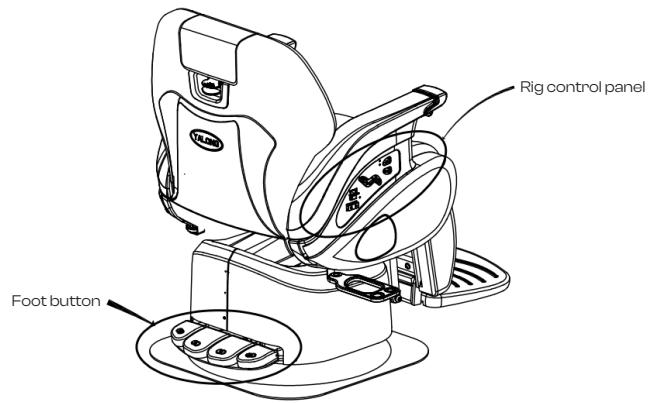
Dimensions



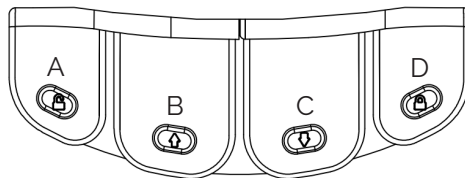
Moving parts



Control panel diagram

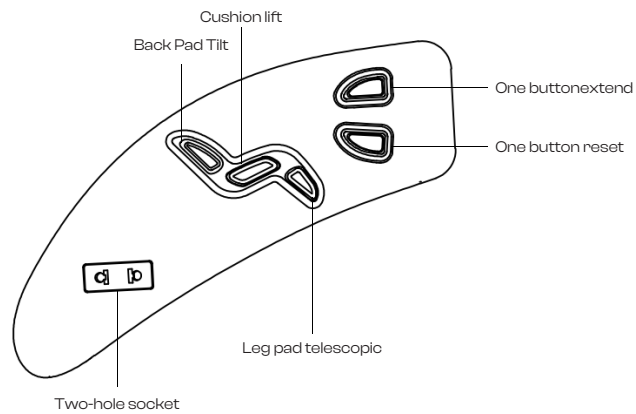


Foot button



- A: Unlock buttons
- B: Raise the saddle and press the button
- C: Lowering of the back pad for health
- D: Lock button

Rig control panel



Right control panel (same as the left control panel)