

G304 (G-Type)

Sealed Clip Type Subminiature Micro Switch



■ Features

- ◆ Designed for water and dust tight (IP67)
- ◆ Small compact size
- ◆ Long life and high reliability
- ◆ Variety of levers
- ◆ Wide range of wiring terminals
- ◆ Widely used in automotive electronics, appliances and industrial control etc.
- ◆ Customized designs
- ◆ Slide structure
- ◆ Non short circuit conversion

■ Application

- ◆ Car
- ◆ Air-conditioner
- ◆ Communication
- ◆ Electric toothbrush
- ◆ Toys

■ Parameters

Operation Speed		1~500mm/s
Operating Frequency		120 cycles/min.
Insulation Resistance		≥100MΩ
Contact Resistance (Initial Value)	With terminals type	≤100mΩ
	With wires type	≤500mΩ (Standard wire length 300mm)
Voltage Resistance	Between terminals	AC500V, 50/60Hz, 1min.
	Between terminals and uncharged metal parts	AC1000V, 50/60Hz, 1min.
Vibration	No transformation action	10-55Hz (Double amplitude 1.5mm)
Service Life	Electrical	300,000 cycles (15 cycles/min.) DC12V 0.1A DC3V 50μA
	Mechanical	300,000 cycles (30 cycles/min.)
Protection Level		IEC IP67 (Except terminals)
Operating Temperature		-40~+85°C 60%RH Max. (No icing, no condensation)
Operating Humidity		95%RH Max. (+5~+35°C)

G304G-Type Series Micro Switch Ordering Instruction

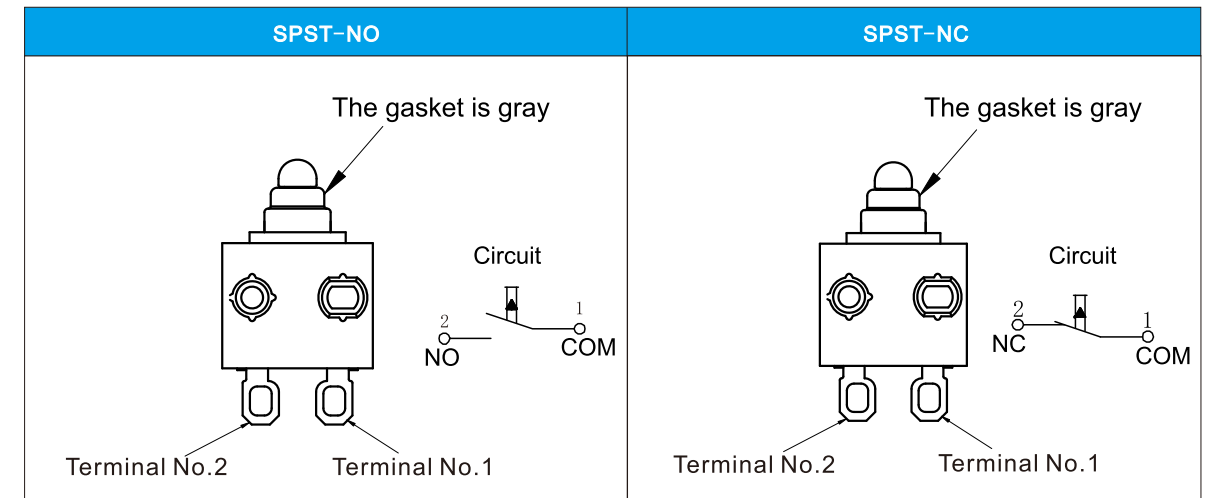
G3	04G	150	U	00	E	39		
Switch Type	Electrical Rating	Operating Force at Pin Plunger	Terminal Type	Lever Type	Circuitry	Shape and Posts		
G3 Series-Micro Switch	04G	0.1A 12VDC 50μA 3VDC	80 80gf Max.	U Left-right PCB Terminals	G Type Left Side PCB Terminals	00 No Lever Pin Plunger	E Slide Type SPST-NO 1, 2	39 G Type W/O Post
	...	Other	150 150gf Max.	V Solder Terminals 6# 7#	G Type Left Solder Terminals	...	F Slide Type SPST-NC 1, 2	40 G Type Left Posts
	...	Other	...	M Short Solder Terminals 6# 7#	G Type Short Solder Terminals	...	Other	41 G Type Right Posts
	...	Other	...	P Straight PCB Terminals	G Type Straight PCB Terminals	42 G Type Two Sides Posts
	...	Other	...	S 2.0 Short Solder Terminals with Hole 6# 2.0	G Type Short Solder Terminals with Holes	44 G Type Revers Left Posts
	...	Other	Other	48 G Type Rectangle one Side Posts
	...	Other	Other

Unionwell

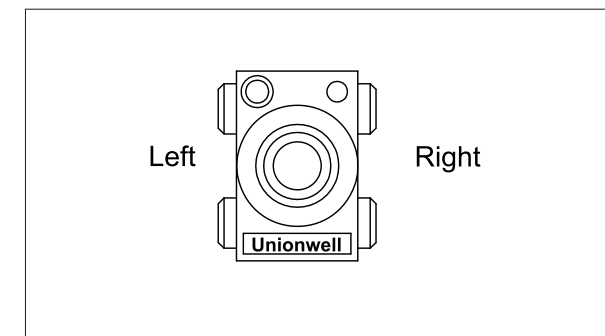
	G	A	280	B	T001	U
Posts Dimension	AWG Type (For wire type only)	AWG Number (For wire type only)	Wires Length	Type of Wires Outline	Custom Code	LOGO
Standard Posts: 2.60mmx5.0mm	W/O Molded Lead Wires	W/O Molded Lead Wires	300mm Length Standard Lead Wires 300mm	B Molded Lead Wires on Left Side	General	U Unionwell
G Φ 2.6x1.5mm Posts.	... Other	A UL1007	280 280mm Length	C Molded Lead Wires on Right Side	Customized according to requirements, the code format is T+serial number XXX, for example: T001	... Other
H Φ 2.6x2.0mm Posts.		C UL1430	... Other	E Molded Lead Wires on Bottom		
I Φ 2.2x0.8mm Posts.		D UL1061		... Other		
K 7.3x1.2x1.2mm Posts.		E UL1330				
... Other		F AVSS				
		H UL1332				
		G UL3132				
		... Other				

Unionwell

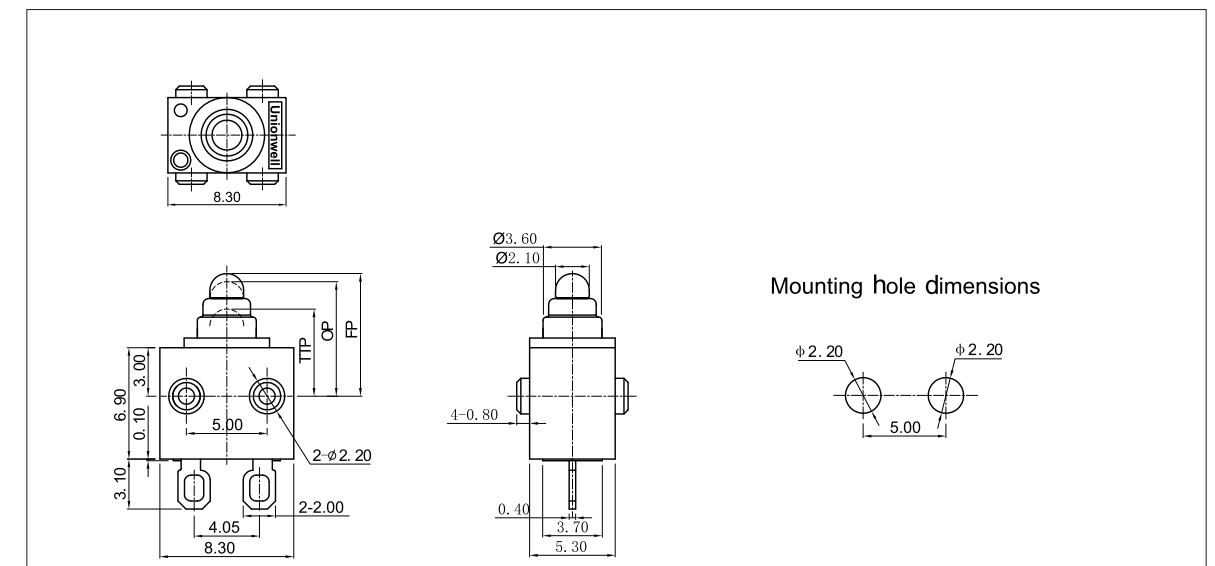
■ Circuit



■ Post direction define



■ Basic Mounting Dimensions and Operating Characteristics



Switch Terminal Type(can be customized)

5# Straight PCB terminals	6# Straight left side PCB terminals
6# Solder terminals	

Posts Type

Standard Type:φ2.60mm x 5.0mm left posts	H Type:φ2.60mm x 2.0mm left posts	G Type:φ2.60mm x 1.5mm reverse left posts
I Type:φ2.20mm x 0.8mm two sides posts	G Type rectangle one side posts	W/O posts

Dimensions and Operating Characteristics

◆ G304G-150U00E40HU

OF Max. (gf)	TTP Max. (mm)	FP Max. (mm)	OP (mm)
150	5.3	7.9	7.1±0.4

◆ G304G-150V00F44GU

OF Max. (gf)	TTP Max. (mm)	FP Max. (mm)	OP (mm)
150	5.3	7.9	7.1±0.4

◆ G304G-150M00E48-□□□□□BU

OF Max. (gf)	TTP Max. (mm)	FP Max. (mm)	OP (mm)
150	5.3	4.9	4.1±0.4

◆ G304G-150M00E40H-□□□□□CU

OF Max. (gf)	TTP Max. (mm)	FP Max. (mm)	OP (mm)
150	5.3	7.9	7.1±0.4