

ProductID 325-SG-02 series

Bare Die (Flip chip form, AuSn Pad)

Typical Optical-Electrical Characteristics

($I_F=100\text{mA}$, $T_a=25^\circ\text{C}$)


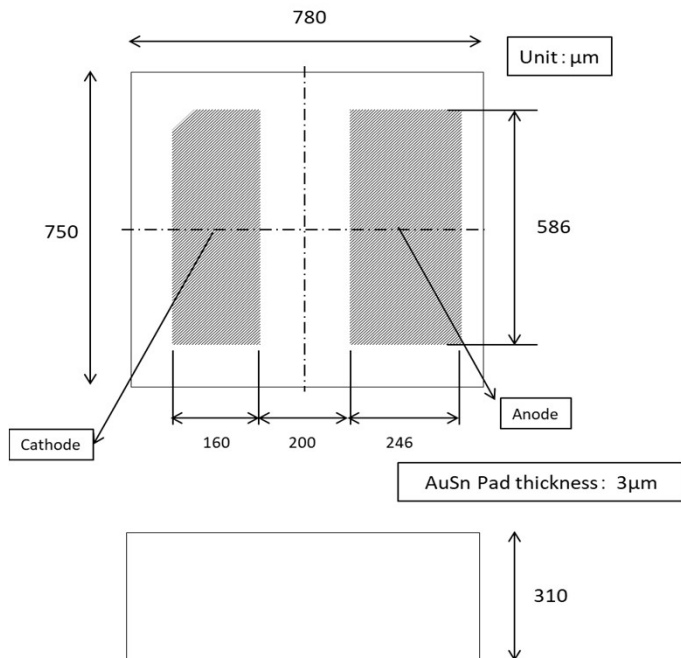
Item	Symbol	Unit	325-SG-02-C		
			Min	Typ	Max
Peak Wavelength	λ_p	nm	320	325	330
Radiant Flux	P_o	mW	-	22	-
Full Width at Half Maximum	$\Delta\lambda$	nm	-	13	-
Forward Voltage	V_F	V	-	5.1	-

(*)Peak Wavelength Measurement tolerance is $\pm 3\text{nm}$.

(**)Radiant Flux Measurement tolerance is $\pm 10\%$.

Specification and dimension are subject to change for improvement without notice.

Product ID, Physical dimensions and Sapmle photo 325-SG-02-C



Cathode(AuSn)

Anode(AuSn)

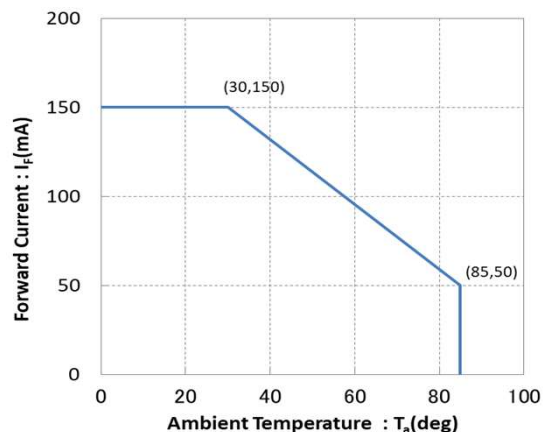
WARNING	
	<ul style="list-style-type: none"> • LEDs emit very strong UV radiation. • Do not look at the LED light with the naked eye or irradiate the skin. UV radiation can harm your eyes and skin. • To prevent UV radiation exposure, wear protective eyewear and protective equipment. • If LEDs are embedded in devices, please indicate warning labels against the UV light LED used. • Keep out of reach of children.

ProductID 325-SG-02 series Bare Die (Flip chip form, AuSn Pad)

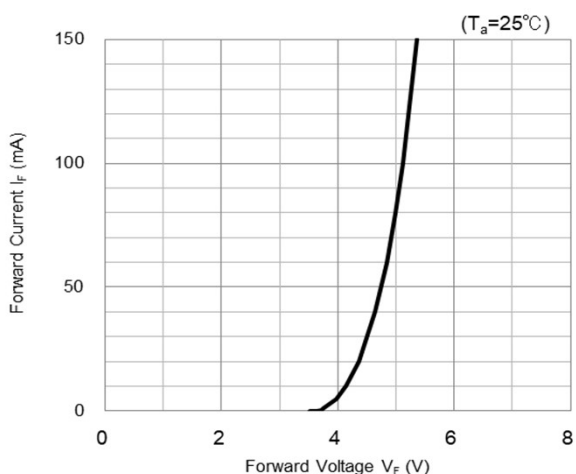
Absolute Maximum Ratings

Item	Symbol	Unit	Value
Forward Current	I_F	mA	150
Junction Temperature	T_J	°C	90
Operating Temperature	T_{OPR}	°C	-30 ~ +85
Storage Temperature	T_{STR}	°C	-40 ~ +85 (No condensation)

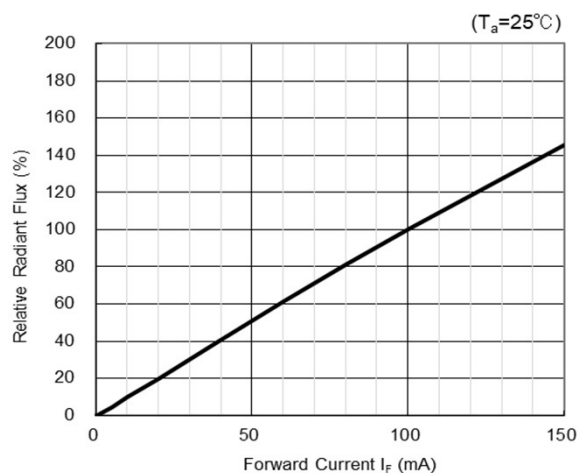
Derating Curve



Forward Voltage vs Forward Current



Forward Current vs Radiant Flux



Spectrum

