

## Model 310-FL-02 series

### Bare Die (Flip chip form, Au Pad)

#### Typical Optical-Electrical Characteristics

( $I_F=350\text{mA}$ ,  $T_a=25^\circ\text{C}$ )

| Item                       | Symbol          | Unit | 310-FL-02-C |     |     |
|----------------------------|-----------------|------|-------------|-----|-----|
|                            |                 |      | Min         | Typ | Max |
| Peak Wavelength (*)        | $\lambda_p$     | nm   | 305         | 310 | 315 |
| Radiant Flux (**)          | $P_o$           | mW   | 50          | 70  | -   |
| Full Width at Half Maximum | $\Delta\lambda$ | nm   | -           | 15  | 20  |
| Forward Voltage            | $V_F$           | V    | -           | 6.0 | -   |

(\*)Peak Wavelength Measurement tolerance is  $\pm 3\text{nm}$ .

(\*\*)Radiant Flux Measurement tolerance is  $\pm 10\%$ .

Specification and dimension are subject to change for improvement without notice.

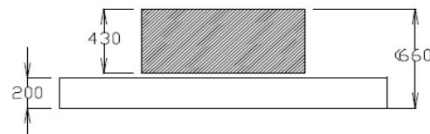
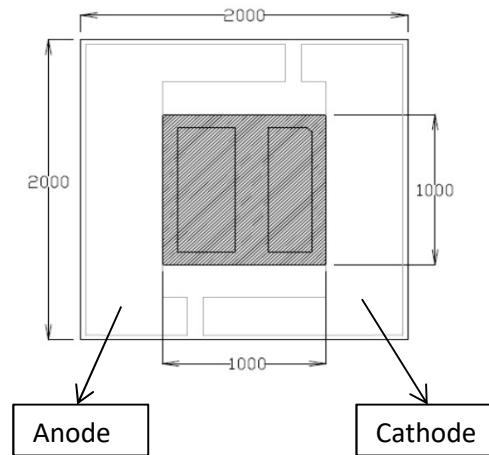
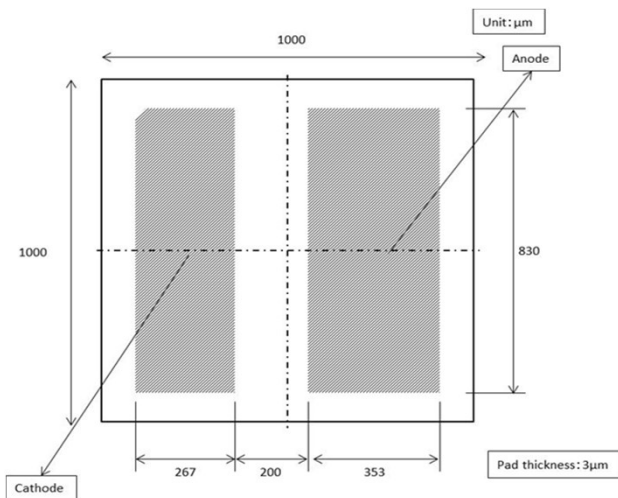
#### Product ID, Physical dimensions

**310-FL-02-C**

Bare Die

**310-FL-02-S08**

With AlN Submount



|  |  |
|--|--|
|  | <b>⚠ WARNING</b>   |
|  | <ul style="list-style-type: none"> <li>• LEDs emit very strong UV radiation.</li> <li>• Do not look at the LED light with the naked eye or irradiate the skin.<br/>UV radiation can harm your eyes and skin.</li> <li>• To prevent UV radiation exposure, wear protective eyewear and protective equipment.</li> <li>• If LEDs are embedded in devices, please indicate warning labels against the UV light LED used.</li> <li>• Keep out of reach of children.</li> </ul> |

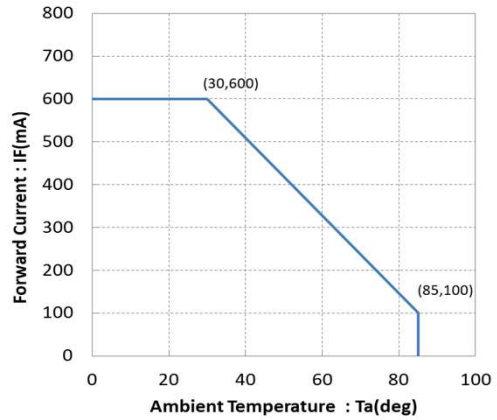
# Model 310-FL-02 series

## Bare Die (Flip chip form, Au Pad)

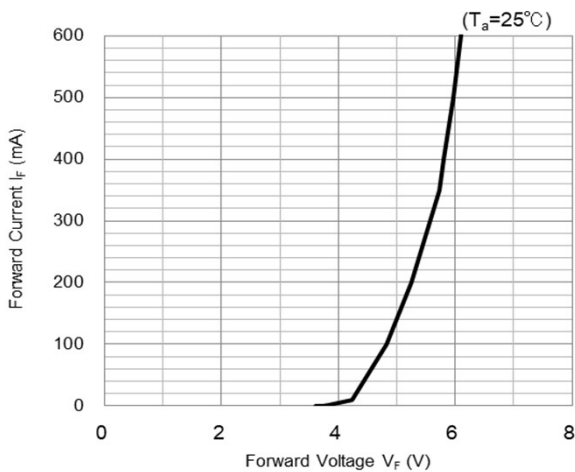
### Absolute Maximum Ratings

| Item                  | Symbol    | Unit | Value                       |
|-----------------------|-----------|------|-----------------------------|
| Forward Current       | $I_F$     | mA   | 600                         |
| Junction Temperature  | $T_J$     | °C   | 100                         |
| Operating Temperature | $T_{OPR}$ | °C   | -30 ~ +85                   |
| Storage Temperature   | $T_{STR}$ | °C   | -40 ~ +85 (No condensation) |

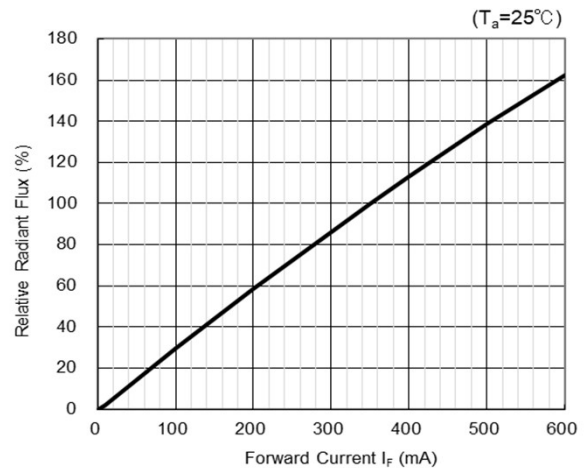
### Derating Curve



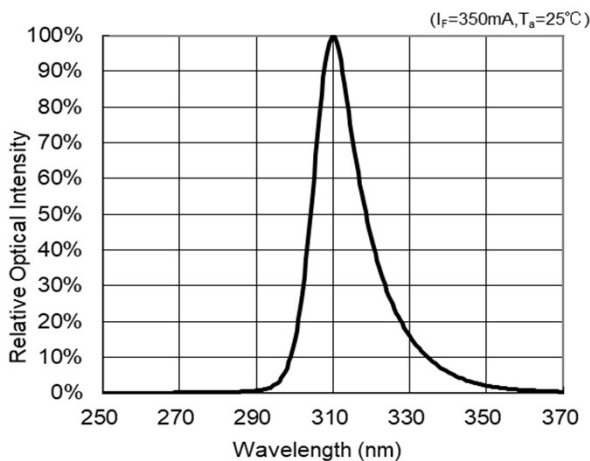
### Forward Voltage vs Forward Current



### Forward Current vs Radiant Flux



### Spectrum

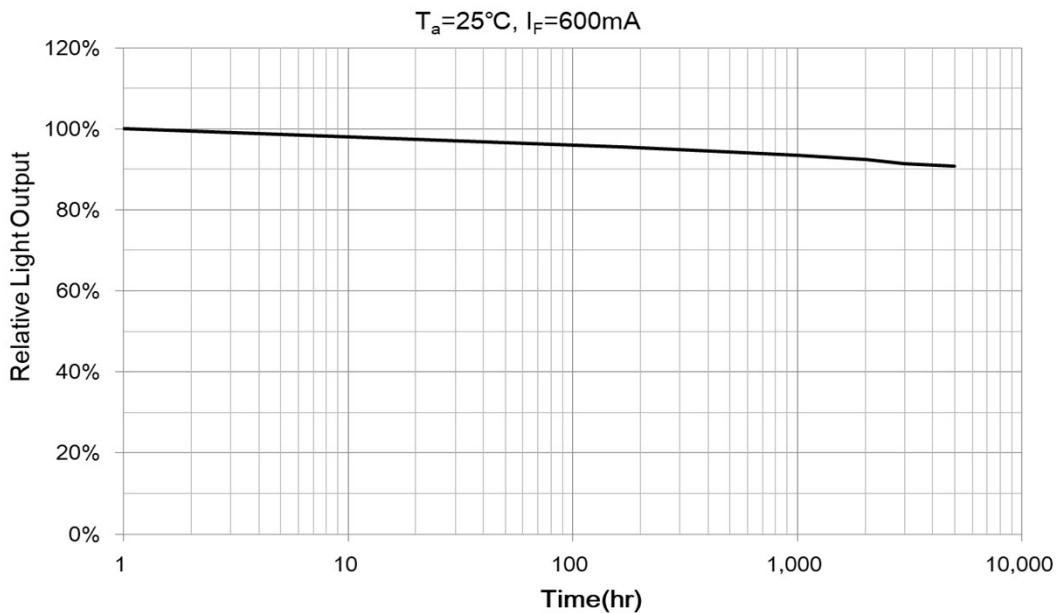
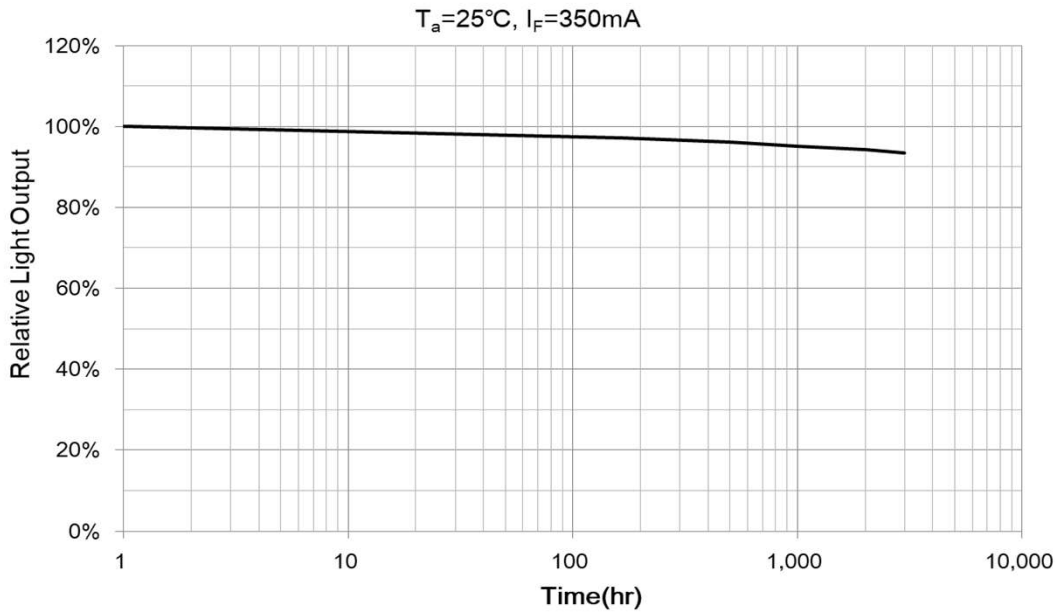


## Model 310-FL-02 series

### Bare Die (Flip chip form, Au Pad)

#### Life Expectancy Data

(for reference only)



This life data was measured with the AIN submount on Al-substrate and fan.