
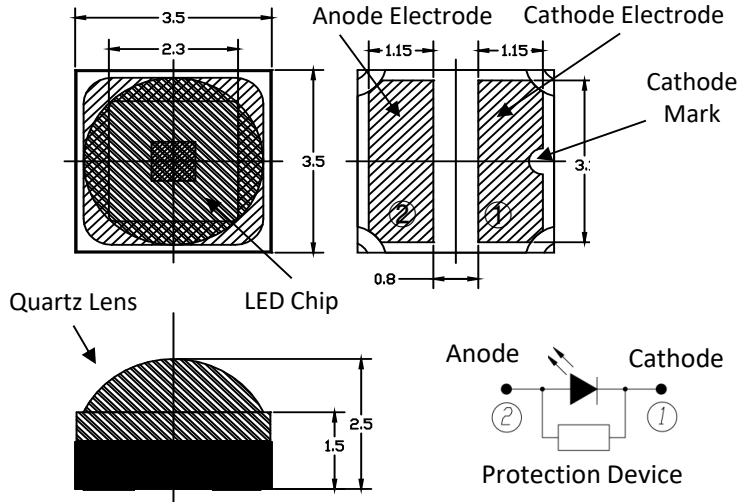


MODEL 308-FG-02-G02

3.5 x 3.5mm Metal Sealed SMD Hemispherical Lens Type

Mechanical Specifications and Materials (Unit: mm)



Typical Optical-Electrical Characteristics

($I_F=100\text{mA}$, $T_a=25^\circ\text{C}$)

Item	Symbol	Unit	308-FG-02-G02		
			Min	Typ	Max
Peak Wavelength(*)	λ_p	nm	303	308	313
Radiant Flux(**)	P_o	mW	-	18	-
Full Width at Half Maximum	$\Delta\lambda$	nm	-	15	-
Forward voltage	V_F	V	-	5.4	-
Viewing Half Angle	$2\theta_{1/2}$	deg.	-	60	-

(*)Peak Wavelength Measurement tolerance is $\pm 3\text{nm}$.

(**)Radiant Flux Measurement tolerance is $\pm 10\%$.

(***)Junction-ambient

Specification and dimension are subject to change for improvement without notice.

Binning is available.

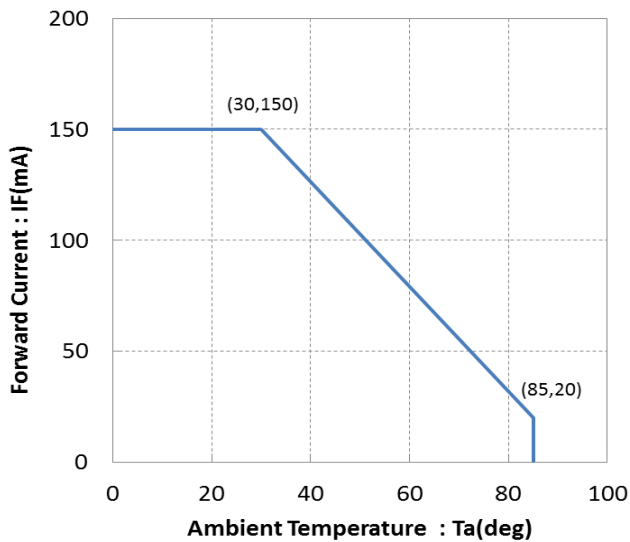
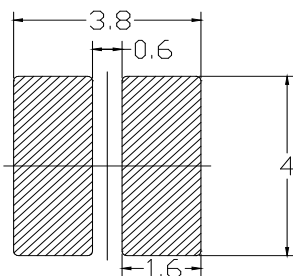


WARNING

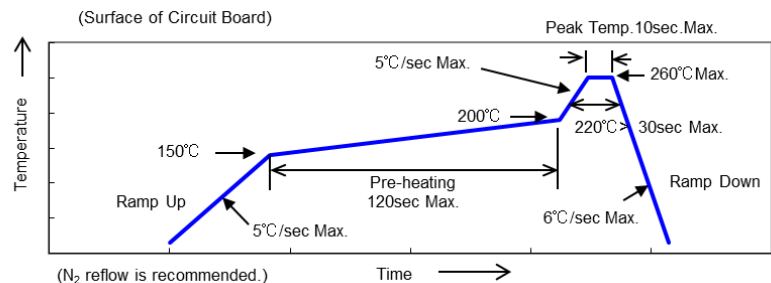
- LEDs emit very strong UV radiation.
- Do not look at the LED light with the naked eye or irradiate the skin. UV radiation can harm your eyes and skin.
- To prevent UV radiation exposure, wear protective eyewear and protective equipment.
- If LEDs are embedded in devices, please indicate warning labels against the UV light LED used.
- Keep out of reach of children.

MODEL 308-FG-02-G02**3.5 x 3.5mm Metal Sealed SMD Hemispherical Lens Type****Absolute Maximum Ratings**

Item	Symbol	Unit	Value
Forward Current	I_F	mA	150
Junction Temperature	T_J	°C	90
Operating Temperature	T_{OPR}	°C	-30 ~ +85
Storage Temperature	T_{STR}	°C	-40 ~ +85 (No condensation)

Derating Curve**Recommended solder pad**

Unit : mm

Reflow soldering profile

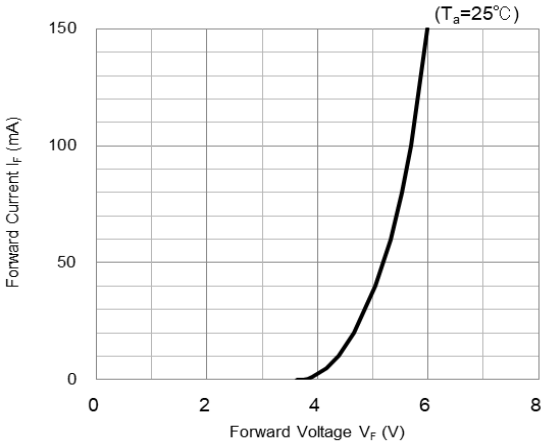
This soldering profile is according to JEDEC-J-STD-020D.

MODEL 308-FG-02-G02

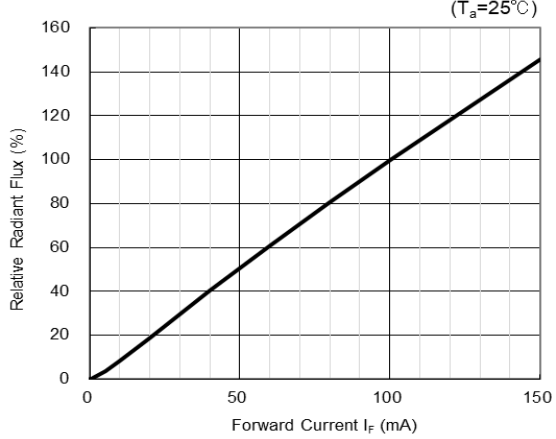
3.5 x 3.5mm Metal Sealed SMD Hemispherical Lens Type

Reference Data(1)

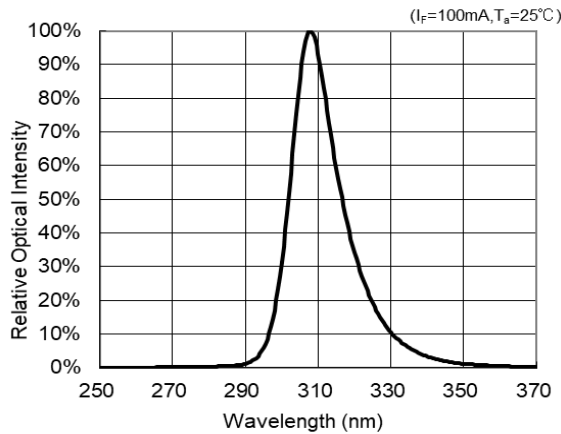
Forward Voltage vs Forward Current



Forward Current vs Radiant Flux



Spectrum



Radiation Pattern

