











# SL570-585W

High efficiency bifacial modules



**TOPCon 182mm**

## • TOPCon MODULE ADVANTAGE

-  Multi-Busbar technology
-  Superior load capacity
-  High module efficiency
-  Excellent low-light performance
-  Lower annual attenuation  
Longer warranty
-  Low BOS and LCOE
-  Reduce hot spot effect
-  Higher bifaciality

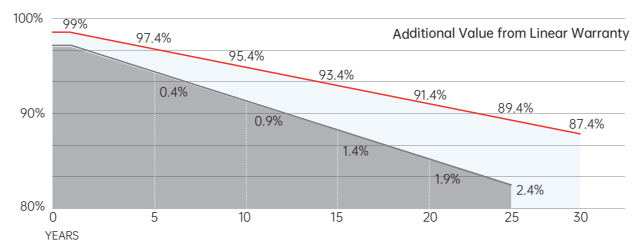
## ● QUALITY SYSTEM

ISO9001 / ISO14001 / ISO45001

## ● PRODUCT CERTIFICATION



## ● WARRANTY



Guarantee on product material and workmanship



Linear power output warranty

## Mechanical Specifications

External Dimension	2278 x 1134 x 30 mm
Weight	32.0 kg
Solar Cells	TOPCon 182 x 91mm (144pcs)
Front / Back Glass	2.0mm AR coating semi-tempered glass, low iron
Frame	Anodized aluminium alloy
Junction Box	IP68, 3 diodes
Output Cables	4.0mm <sup>2</sup> , 250mm(+)/350mm(-) or Customized Length

## Packing Configuration

Container	40'HQ	40'HQ
Pieces per Pallet	36	36
Pallets per Container	4	20
Pieces per Container	144	720

## Electrical Characteristics

Module Type	SL-570-BG			SL-575-BG			SL-580-BG			SL-585-BG		
	Front STC	Front NOCT	Back STC	Front STC	Front NOCT	Back STC	Front STC	Front NOCT	Back STC	Front STC	Front NOCT	Back STC
Maximum Power -P <sub>mp</sub> (W)	570	429	456	575	433	460	580	437	464	585	441	468
Open Circuit Voltage -V <sub>oc</sub> (V)	51.70	49.12	51.68	51.90	49.31	51.88	52.10	49.50	52.08	52.30	49.69	52.28
Short Circuit Current -I <sub>sc</sub> (A)	13.95	11.16	11.16	14.01	11.21	11.21	14.07	11.26	11.26	14.13	11.30	11.30
Maximum Power Voltage -V <sub>mp</sub> (V)	43.00	40.44	42.98	43.20	40.63	43.18	43.40	40.86	43.38	43.60	41.05	43.58
Maximum Power Current -I <sub>mp</sub> (A)	13.26	10.61	10.61	13.32	10.66	10.66	13.37	10.70	10.70	13.43	10.74	10.75
Module Efficiency STC-η <sub>m</sub> (%)	22.07			22.26			22.45			22.65		
Power Tolerance (W)	(0, +4.99)											
Pmax Temperature Coefficient	-0.29 %/°C											
Voc Temperature Coefficient	-0.25 %/°C											
Isc Temperature Coefficient	+0.046 %/°C											

STC: Irradiance 1000 W/m<sup>2</sup> module temperature 25°C AM=1.5  
Power measurement tolerance: +/-3%

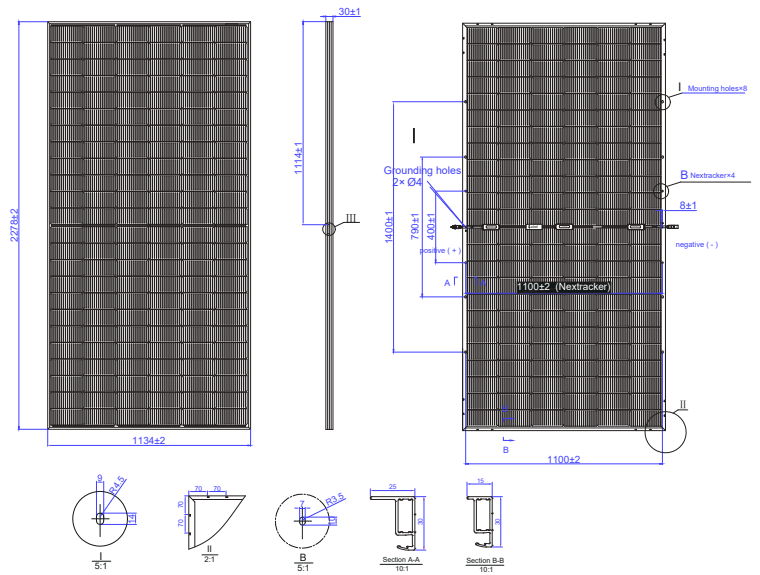
## Rear Side Power Gain( SRP-585-BTA-BG )

Power Gain	10%	15%	20%	25%	30%
Maximum Power -P <sub>mp</sub> (W)	644	673	702	731	761
Open Circuit Voltage -V <sub>oc</sub> (V)	52.30	52.30	52.30	52.30	52.30
Short Circuit Current -I <sub>sc</sub> (A)	15.54	16.25	16.96	17.66	18.37
Maximum Power Voltage -V <sub>mp</sub> (V)	43.60	43.60	43.60	43.60	43.60
Maximum Power Current -I <sub>mp</sub> (A)	14.77	15.44	16.12	16.79	17.46

## Application Conditions

Maximum System Voltage	1500V DC
Maximum Series Fuse Rating	25 A
Operating Temperature	-40~+85 °C
Nominal Operating Cell Temperature	45±2 °C
Bifaciality	80%±5%
Mechanical Load	Front side 5400 Pa / Back side 2400 Pa

## Technical drawing



## I-V Curve

