

FOYO



**MARINE
ACCESSORIES CATALOG**

2026-2027



FOYO(CHANGTING)MARINE CO.,LTD

福达 (长汀) 船舶设备有限公司

Brand Story

Foyo (Changting) Marine Co., Ltd. established in 2018, and located in Longyan Changting, Covering an area of 10688 square meter.

Foyo has a complete production line with polishing machines, Bending machines, C N C, linear cutting machine, arc welding oil pressure machine, cast vibration machines .

Foyo brand has more than 20 years, is an international operating developer, manufacturer and trading company, selling marine hardware and equipment to the whole world.

We have won the unanimous recognition of consumers with satisfactory product quality and perfect after-sales service.

The foyo range of products consists of over 2000 high quality products which covering most of the specification in different boat parts.we have developped more than one thousands of new moulds in the past few years.

You can achieve one stop shopping in foyo for all of your boat accessories here.

The high sales service and technical R&D team in foyo is being maintaned by education and training of everyone involved in the production ,sales,technical,after-service. we can design and produce according to the drawings provided by our customers.

Our goal is to offer best quality,prompt and accurate delivery and compatible price for all of our customers.

We sincerely welcome friends from all over the world to visit our company and cooperate with us on the basis of long-term mutual benefits.

Xiamen foyo team

DIRECTORY

ANTENNA MOUNT	1-2
FLAG POLE	3-5
BASE RAIL FITTING	6
AWNING ACCESSORIES	7-8
RELEASE PIN	9
STEERING WHEEL	10-13
LADDER	14-21
HANDRAIL	22-23
DRINK HOLDER	24-25
THRU-HULL TRIM COVER	26-32
CONNECTOR	33-34
FULE LINE ASSY	35-36
LIFT HANDLE	37-38
HINGES	39-40
LID BUCKLE DOORBOLT DOORLOCK	41
BOAT HOOK & PADDLE	42-43
WOODEN OARS	44-45
ANCHOR ACCESSORIES	46-50
CLEAT/U-BOLT/SKI-TOW	51-54
HATCH HOLDER/BRACKET	55-56
ROD HOLDER	57-61
FENDER HOLDER	62
LAMP SERIES	63-80
ELECTRICAL ACCESSORIES	81-116
MOTOR ACCESSORIES	117-124
ANCHOR LINES	125-133
BOAT CHAIRS	134-149
MISCELLANEOUS	150-160
MARINE TANKS	161-164
FISH SLAUGHTERING BOARD	165-166
TRAILER JACK	167-176
PORTHOLE WINDOW FOR MARINE	177-178
PORTABLE TOILET	179-182
BOA INSTRUMENTS	183-217
BRASS FITTINGS	218-224

ANTENNA MOUNT

ANTENNA BASE

Nylon Deck Mount Fits 1" Tubing or 7/8" with insert
P/N A040100



ANTENNA RAIL MOUNT

High-Polished cast 316 stainless steel fits tubing 7/8" & 1" 1"-14 male thread
P/N A030100



HEAVY DUTY ANTENNA BASE

High-Polished cast 316 stainless steel
Base dimensions: 2-3/8" x 3-3/4"
Overall Height: 4" 1"-14 male thread
P/N A020100



ANTENNA RATCHET MOUNT

Material: High Impact White Nylon
P/N A050100



ANTENNA BASE

SS 316 Ratchet Mount
P/N Thread
A020201 1"-14



FIXED ANTENNA BASE

This antenna base will accept any standard antenna with 1"-14 threads

P/N	Base	Height	M' TL
A090100	2-13/16"	1-5/8"	Nylon



ANTENNA BASE

SS 316 Ratchet Mount
P/N Thread
A020203 1"-14



QUICK CONNECT SS RATCHET MOUNT

SS 316 Stainless Steel Ratchet Rail Mount
P/N Thread
A020202F 1"-14



ANTENNA BASE

HEAVY DUTY SS 316 Ratchet Mount
P/N Thread
A020200 1"-14



ANTENNA RAIL MOUNT

Heavy Duty SS 316 Rail Mount
P/N Thread
A030101 1"-14



QUICK CONNECT SS RATCHET MOUNT

SS 316 Stainless Steel Ratchet Mount
P/N Thread
A020200F 1"-14



ANTENNA RAIL MOUNT

Heavy Duty SS 316 Rail Mount
P/N Thread
A020202 1"-14



NYLON STAND-OFF BRACKET

Stand-off Bracket

P/N	Material
A140200	Nylon



FIXED ANTENNA BASE, WITH 1"-14 THREAD

Made of 304 Stainless Steel

P/N	length	Base Dia	Tube. O D
A060100	40	φ 77	φ 25.4
A060200	105	φ 77	φ 25.4



QUICK CONNECT SS RATCHET MOUNT

SS 316 Flange Mount

P/N	Height	Thread
A060201	4"	1"-14



SWIVEL MOUNT

SS316 Swivel Mount

P/N	Thread
A140100	1"-14



ANTENNA MOUNT EXTENSION WITH 1"-14 THREAD

Made of 304 Stainless Steel

P/N	length	Tube. O D
A110100	6"	1-1/16"
A110200	12"	1-1/16"
A110300	24"	1-1/16"



TUBE MOUNT ANTENNA BASE, WITH 1"-14 THREAD

Made of 316Stainless Steel

P/N	Length	Fits	Fastener
A100100	2"	1"	1/4"-28UNC



RAIL MOUNT ANTENNA BRACKET WITH 1"-14 THREAD

Made of 304 Stainless Steel

P/N	Fits Tubing
A120100	7/8" TO 1"



RAIL MOUNT ANTENNA BRACKET, WITH 1"-14 THREAD

Made of 304 Stainless Steel

P/N	Fits Tubing
A080100	7/8" TO 1"



FIXED ANTENNA BASE WITH 1"-14 THREAD - HEAVY DUTY

Made of 316 Stainless Steel

P/N	length	Base Dia	Tube. O D
A070100	40	φ 77	φ 25.4
A070200	105	φ 77	φ 25.4



FLAG POLE

RAIL MOUNTED FLAG STAFF

Made of 304 Stainless Steel

P/N	Dia	Length	Description
B010212Q	1/2"	14"	Flagpole + flag
B010212	1/2"	14"	Flagpole



PONTOON FLAG POLE SOCKET

Material of 6063 Aluminum alloy
aluminum tube + nylon plastic

P/N	Dia	Length	Description
B010100	7/8"	24"	Flagpole + flag
B010200	7/8"	24"	Flagpole



STAINLESS STEEL FLAG POLE

Made of 304 Stainless Steel

P/N	Dia	Length
B330205	1"	19.7"
B330110	1"	39.4"
B330306	1"	23.6"



FLAG POLE & BASE REMOVABLE

Made of 304 Stainless Steel

P/N	Dia	Length	Description
B250100Q	7/8"	24"	Flagpole + flag
B250100	7/8"	24"	Flagpole



STANCHION

Made of 316 Stainless Steel

P/N	Tube	Length
B011025	1"	24"



STANCHION

Made of 304 Stainless Steel

P/N	Tube	Length
B010750	1"	19-11/16"
B010966	1"	26"
B010861	1"	24"



RAIL MOUNTED FLAG STAFF

Made of 304 Stainless Steel

P/N	Dia	Length	Description
B010314Q	1/2"	14"	Flagpole + flag
B010314	1/2"	14"	Flagpole



STANCHION

Made of 304 Stainless Steel

P/N	Tube	Length
B010450	1"	19-11/16"
B010561	1"	24"
B010666	1"	26"



STANCHION

Made of 304 Stainless Steel

P/N	Tube	Length
B011120	1"	20.3"
B011224	1"	24"



RAIL MOUNT PENNANT STAFF

Made of 304 Stainless Steel

P/N	Dia	Length	Rail	Description
B220100Q	1/2"	18"	1"	Flagpole + flag
B220100	1/2"	18"	1"	Flagpole
B240100	1/2"	18"	1"	Independent of the rod



STANCHION

Made of 316 Stainless Steel

P/N	Tube
B011725	1"



ADJUSTABLE BASE FOR LIGHT POLE

Made of 316 Stainless Steel

P/N	Dia	Base
B190100	7/8"	2.6"*1.25"



FLAG POLE BASE 10°

Made of 316 Stainless Steel

P/N	Dia	Base
B260200	1"	φ 2.6"



STANCHION SOCKET

Made of 304 Stainless Steel

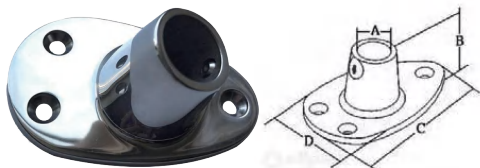
P/N	Tube	Degree	Base
B011590	1"	90°	3"*3.5"
B011684	1"	84°	3"*3.5"



FLAG POLE BASE

Made of 316 Stainless Steel

P/N	Dia	A	B	C	D
B260100	0.7"	0.7"	1.2"	3.3"	2"



STANCHION SOCKET

Made of 304 Stainless Steel

P/N	Tube	Degree	Base
B011390	1"	90°	2-1/2"*3-1/2"
B011484	1"	84°	2-1/2"*3-1/2"



FLAG POLE BASE 45°

Made of 316 Stainless Steel

P/N	Dia	Base
B200100	7/8"	3"*1.7"



ROUND FLAG POLE BASE W/ SECURING

Made of 316 Stainless Steel


P/N	Tube OD	Length	Angle
B330190	1"	17.7"	90°
B330245	1"	17.7"	45°



ELOW

Made of 316 stainless steel

P/N	Tube Size
B061178	7/8"
B061201	1"



RECTANGULAR FLAG POLE BASE W/ SECURING

Made of 316 Stainless Steel

P/N	Tube OD	Length	Angle	Base
B330390	1"	17.7"	90°	3.2"*1.7"
B330445	1"	17.7"	45°	3.2"*1.7"



UNIVERSAL TEE

Made of 316 stainless steel

P/N	Size
B041590	1"
B041690	7/8"



Customize any flag you need

America Flag



FLAG

Waterproof material ,The embroidery

P/N	Width	Length
B180100	13"	20"
B180200	12"	19"

kuwait Flag



France Flag



Netherlands Flag



Argentina Flag



Qatar Flag



Russia Flag



Brazil Flag



Britain Flag



United Arab Emirates Flag



Australia Flag



Canada Flag



Germany Flag



BASE RAIL FITTING

ROUND BASE RAIL FITTING

Made of 316 Stainless Steel

P/N	Tube OD	Angle
B020130	7/8"	30°
B020530	1"	30°
B020490	7/8"	90°
B020360	7/8"	60°
B020245	7/8"	45°
B020760	1"	60°
B020890	1"	90°
B020645	1"	45°



RECTANGULAR BASE RAIL FITTING

Made of 316 Stainless Steel

P/N	Tube OD	Angle
B030130	7/8"	30°
B030330	1"	30°
B030290	7/8"	90°
B030160	7/8"	60°
B030145	7/8"	45°
B030360	1"	60°
B030490	1"	90°
B030345	1"	45°



UNIVERSAL TEE

Made of 316 Stainless Steel

P/N	Tube OD	Angle
B040160	7/8"	60°
B040490	1"	90°
B040360	1"	60°
B040290	7/8"	90°



FLAG POLE BASE

Made of 316 Stainless Steel

P/N	Tube OD	Angle
B340145	1"	45°
B340245	0.78"	45°



HANDRAIL STANCHION

Made of 316 Stainless Steel

P/N	Tube OD	Type
B050160	7/8"	Center 60°
B050650	1"	After 60°
B050460	1"	Center 60°
B050360	7/8"	Forward 60°
B050260	7/8"	After 60°
B050660	1"	Forward 60°



ELBOW

Made of 316 Stainless Steel
90 degree(includes set screws)

P/N	Tube Inch
B060190	7/8"
B060290	1"



UNIVERSAL TEE

Made of 316 Stainless Steel

P/N	Tube Inch
B210178	7/8"
B210201	1"



UNIVERSAL TEE

Made of 316 Stainless Steel

P/N	Tube Inch
B350178	7/8"
B350201	1"



AWNING ACCESSORIES

TOP CAP

Made of 316 Stainless Steel

P/N	Tube OD
B080178	7/8"
B080201	1"
B080334	3/4"
B080414	1-1/4"



TOP CAP

Made of 316 Stainless Steel

P/N	Tube OD
B081178	7/8"
B081201	1"
B081314	1-1/4"



CAP FOR PIPE END

Made of Nylon

P/N	FOR PIPE
B124512	20MM
B124513	25MM



TOP CAP

Made of nylon

P/N	Tube OD
B080178S	7/8"
B080201S	1"



TOP CAP

Made of nylon

P/N	Tube OD
B081178S	7/8"



INSERT EYE

Made of 316 Stainless Steel

P/N	Tube Size
B280334	3/4"



INSERT EYE

Made of 316 Stainless Steel

P/N	Tube Size
B280178	7/8"
B280201	1"



JAW SLIDE

Made of 316 stainless steel

P/N	Tube OD
B091178	7/8"
B091201	1"
B091314	1-1/4"



JAW SLIDE

Made of 316 Stainless Steel

P/N	Tube OD
B090178	7/8"
B090201	1"
B090334	3/4"
B090414	1-1/4"



HINGE JAW SLIDE

Made of 316 Stainless Steel

P/N	Tube Size	Bolt Size
B290100	7/8"	1/4"
B290200	1"	1/4"
B290300	1-1/4"	1/4"
B290400	1-1/2"	1/4"
B290500	2"	1/4"



HINGE JAW SLIDE

Made of nylon

P/N	SIZE
B090178S	7/8"
B090201S	1"



DECK HINGE

Made of 316 Stainless Steel

P/N	Base Size	PIN	Description
B100290	3/4"*2-1/4"	1/4"	90Degree



DECK HINGE SIDE MOUNT

Made of 316 Stainless Steel


P/N	Base Size	Bolt Size
B110100	7/8"*2"	1/4"



DECK HINGE HEAVY DUTY

Made of 316 Stainless Steel

P/N	SIZE
B160100	Bolt
B160210	Push and pull pin
B160300	Through-hole



HINGE JAW SLIDE

Made of nylon

P/N
B100190S



REMOVABLE DECK HINGE

Made of 316 Stainless Steel

P/N	Base Size	Bolt Size
B320100	3"*1.4"	1/4"



DECK HINGE HEAVY DUTY

Made of 316 Stainless Steel

P/N	Base Size	Screw Size
B120100	1"*2-1/8"	1/4"



RAIL END-IN

Made of 316 Stainless Steel

P/N	Chief	Tube Inch
B070100	5-1/2"	7/8"



DECK HINGE

Made of 316 Stainless Steel

P/N	Base Size	Bolt Size	Description
B100190	3/4"*2-1/4"	1/4"	90Degree



DECK HINGE BALL STYLE TOP CAP

Made of 316 Stainless Steel

P/N	Tube Size
B300178	7/8"
B300201	1"



JAW SLIDE BALL STYLE TOP CAP

Made of 316 Stainless Steel

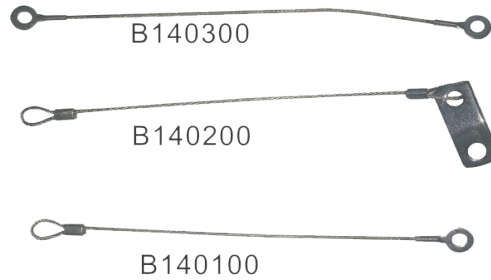
P/N	Tube Size
B310178	7/8"
B310201	1"

RELEASE PIN

QUICK DISCONNECT RELEASE PIN

Made of 304 Stainless Steel

P/N	Dia	Length	Plate
B140100	0.05"	6"	Round
B140200	0.05"	6"	Oblong
B140300	0.05"	6"	Round



QUICK DISCONNECT PIN

Made of 304 Stainless Steel

P/N	Dia	Grip
B150400	1/4"	2-1/4"
B150500	1/4"	1"
B150600	5/16"	1-1/2"
B150100	3/16"	1/2"
B150200	1/4"	7/8"
B150300	1/4"	1-1/4"
B150700	3/8"	1-1/2"



QUICK DISCONNECT PIN

Made of 304 Stainless Steel

P/N	Dia	Grip	Description
B160200	1/4"	1"	whole
B160300	1/4"	1"	Single Pin
B160400	1/4"	1"	Single Ring



QUICK DISCONNECT RELEASE PIN

Made of 304 Stainless Steel

P/N	SIZE
B130110	1/4"*1"
B130215	1/4"*5/8"
B130310	5/16"*1-1/2"
B130565	5/16"*2-7/16"



STEERING WHEEL

TEAK STEERING WHEEL W/KNOB

Made of teak & stainless steel 304
5-spoke Fits standard 3/4" tapered

P/N	Diameter	Degree
C040111T	11"	25
C040213T	13-1/2"	25
C040315T	15-1/2"	25
C040411T	11"	10
C040513T	13-1/2"	10
C040615T	15-1/2"	10



TEAK STEERING WHEEL

Made of teak & stainless steel 304
5-spoke 25 degree
Fits standard 3/4" tapered

P/N	Diameter
C030111T	11"
C030213T	13-1/2"
C030315T	15-1/2"



TEAK STEERING WHEEL

Made of teak & stainless steel 304
5-spoke 10 degree Fits standard 3/4" tapered

P/N	Diameter
C020611T	11"
C020713T	13-1/2"
C020815T	15-1/2"



WOODEN STEERING WHEEL

Made of teak Shaft hole 1"

P/N	Diameter
C150124T	24"



TEAK SAIL-BOAT WHEEL

Made of teak & stainless steel 304
Shaft hole 1"

P/N	Size	Hole
C110824T	24"	1"
C110926T	26"	1"
C111028T	28"	1"
C111130T	30"	1"
C111236T	36"	1"
C111334T	34"	1"
C111432T	32"	1"



TEAK STEERING WHEEL

Made of teak & stainless steel 316
standard 3/4" tapered

P/N	Diameter
C130445T	450mm
C130555T	550mm
C130670T	700mm



TEAK SAIL-BOAT WHEEL

Made of teak & stainless steel 304
Shaft hole 7/8"

P/N	Size	Hole
C110124T	24"	7/8"
C110226T	26"	7/8"
C110328T	28"	7/8"
C110430T	30"	7/8"
C110736T	36"	7/8"
C110634T	34"	7/8"
C110532T	32"	7/8"



TEAK STEERING WHEEL

Made of teak & stainless steel 316
standard 5/8" tapered

P/N	Diameter
C130145T	450mm
C130255T	550mm
C130370T	700mm



TEAK STEERING WHEEL

Made of teak & stainless steel 304
standard 3/4" tapered

P/N	Diameter
C080113T	13-1/2" with wooden knob
C080215T	15-1/2" with wooden knob
C080313T	13-1/2"
C080415T	15-1/2"



TEAK SPORT WHEEL W/FINGER GRIPS & CONTROL KNOB

Made of teak & stainless steel 304
standard 3/4" tapered

P/N	Diameter	
C070315T	15-1/2"	with wooden knob
C070413T	13-1/2"	with wooden knob
C070115T	15-1/2"	
C070213T	13-1/2"	



SPORT WHEEL W/FINGER GRIPS & CONTROL KNOB

Made of 304 Stainless Steel
Highly Polished

P/N	Diameter	Shaft
C070115	15-1/2"	3/4"
C070213	13-1/2"	3/4"



SPORT WHEEL W/FINGER GRIPS & CONTROL KNOB

Made of 304 Stainless Steel
Highly Polished

P/N	Diameter	Shaft
C090115	15-1/2"	3/4"
C090213	13-1/2"	3/4"



TEAK SPORT WHEEL W/FINGER GRIPS & CONTROL KNOB

Made of teak & stainless steel 304
standard 3/4" tapered

P/N	Diameter	
C090115T	15-1/2"	
C090213T	13-1/2"	
C090315T	15-1/2"	with wooden knob
C090413T	13-1/2"	with wooden knob



STEERING WHEEL W/KNOB

Made of 304 Stainless Steel
5-spoke 25 degree Fits standard 3/4" tapered
shaft Comes with standard black center cap

Highly Polished

P/N	Diameter
C040111	11"
C040315	15-1/2"
C040213	13-1/2"



STEERING WHEEL

Made of 304 Stainless Steel
Highly Polished


P/N	Diameter	Shaft
C080215	15-1/2"	3/4"
C080113	13-1/2"	3/4"



STEERING WHEEL

Made of 304 Stainless Steel
Steel 5-spoke 25 degree
Fits standard 3/4" tapered
shaft Comes with standard black center cap Highly Polished

P/N	Diameter
C030111	11"
C030315	15-1/2"
C030213	13-1/2"



SPORT WHEEL W/FINGER GRIPS & CONTROL KNOB

Made of 304 Stainless Steel
Highly Polished

P/N	Diameter	Shaft
C100115	15-1/2"	3/4"
C100213	13-1/2"	3/4"



SAIL-BOAT WHEEL

Made of 304 Stainless Steel Highly Polished

P/N	Size	Hole	P/N	Size	Hole
C110124	24"	7/8"	C110824	24"	1"
C110226	26"	7/8"	C111130	30"	1"
C110328	28"	7/8"	C111028	28"	1"
C110430	30"	7/8"	C110926	26"	1"
C110736	36"	7/8"	C111436	36"	1"
C110634	34"	7/8"	C111334	34"	1"
C110532	32"	7/8"	C111232	32"	1"
			C111538	38"	1"



STEERING WHEEL

Made of 304 Stainless Steel
6-Spoke wheel with black polyurethane rim and grip
Including insert to adapt to 2 different shaft cones

P/N	Diameter	shaft
C130145	450mm	1"
C130255	550mm	1"
C130370	700mm	1"
C130245	450mm	3/4"
C130355	550mm	3/4"
C130470	700mm	3/4"



STEERING WHEEL

4-Spoke Rim features rich leather grain, stitching and finger grips.
Fits all standard 3/4" tapered shafts

P/N	Diameter
C140113	13-1/2"



STEERING WHEEL W/BLACK FOAM COATING

Made of 304 Stainless Steel
5-spoke 25 degree Fits standard 3/4" tapered shaft Comes with standard black center cap
Highly Polished

P/N	Diameter
C060111	11"
C060315	15-1/2"
C060213	13-1/2"



STEERING WHEEL W/KNOB

Made of 304 Stainless Steel 5-spoke 25 degree Fits standard 3/4" tapered shaft Comes with standard black center cap
Highly Polished

P/N	Diameter
C050111	11"
C050315	15-1/2"
C050213	13-1/2"



STEERING WHEEL

Made of 304 Stainless Steel 5-spoke 25 degree
Fits standard 3/4" tapered shaft
Comes with standard black center cap
Highly Polished

P/N	Diameter
C020213	13-1/2"
C020111	11"
C020315	15-1/2"



TURNING KNOB

Made of 304 Stainless Steel
Highly Polished

P/N	Fits Rim Size
C010100	3/4"*1"
C010200	3/4"*1"



Replacement Nut

Made of 316 Stainless Steel

P/N	Diameter
C090112	1/2" - 20 Replacement Nut
C090258	5/8" - 18 Replacement Nut
C090312	M12



CAP FOR WHEEL

Made of Bakelite/Teak/Investment Cast 316 Stainless Steel

P/N	Material
C120100	Bakelite
C120200	Teak
C120300	Investment Cast S. S. 316
C120400	PC
C120500	W/304 CAP



**PLASTIC CARBON PATTERN
STEERING WHEEL**

Made of 304 Stainless Steel+ABS plastic with a carbon fiber pattern.

P/N	Diameter
C070213P	13-1/2"
C070115P	15-1/2"



**PLASTIC CARBON PATTERN
STEERING WHEEL**

Made of 304 Stainless Steel+ABS plastic with a carbon fiber pattern.

P/N	Diameter
C020213P	13-1/2"
C020315P	15-1/2"



**PLASTIC CARBON PATTERN
STEERING WHEEL**

Made of 304 Stainless Steel+ABS plastic with a carbon fiber pattern.

P/N	Diameter
C090213P	13-1/2"
C090115P	15-1/2"



**PLASTIC CARBON PATTERN
STEERING WHEEL**

Made of 304 Stainless Steel+ABS plastic with a carbon fiber pattern.

P/N	Diameter
C080313P	13-1/2"
C080415P	15-1/2"



LADDER

BOARDING LADDER

Made of 6063 Aluminum
tube+polyethylene

P/N	Step
D010103	3
D010204	4
D010305	5



OVER PLATFORM LADDER

Made of 304 Stainless Steel

P/N	Step	Deployed	Stowed	Width
D020102	2	23.5"	13.5"	10"
D020203	3	35"	14.5"	10"
D020304	4	45.5"	15.5"	10"
D020405	5	62.5"	16.5"	10"



TELESCOPIC BATHING LADDER

Made of 304 Stainless Steel

P/N	Step	Extended	Stowed	Width
D290102	2	604mm	354mm	358mm
D290203	3	880mm	374mm	358mm
D290304	4	1156mm	394mm	358mm



TELESCOPING TRANSOM MOUNT LADDER

Made of 304 Stainless Steel

P/N	Step	Deployed	Stowed	Width
D060103	2+1	23.5"	13.5"	10"
D060204	3+1	35"	14.5"	10"



UNDER PLATFORM LADDER

Made of 304 Stainless Steel

P/N	Step	Deployed	Stowed	Width
D080102	2	23.5"	13.5"	10"
D080203	3	35"	14.5"	10"



UNIVERSAL SWIM PLATFORM W/UNDER MOUNT TELESCOPING LADDER

Made of 304 Stainless Steel
Platform T 0.75"*W 18"*D 14"

P/N	Step	Deployed	Stowed	Width
D050102	2	23.5"	13.5"	12"
D050203	3	35"	14.5"	12"



DELUXE UNIVERSAL SWIM PLATFORM W/SIDE MOUNT TELESCOPING LADDER

Made of 304 Stainless Steel
Platform T 0.75"*W 18"*D 14"

P/N	Step	Deployed	Stowed	Width
D040102	2	23.5"	13.5"	12"
D040203	3	35"	14.5"	12"



SWIM LADDER

Made of 304 Stainless Steel

P/N	Step	Length	Dia
D300104	4	2055mm	25mm



DELUXE SLIDE LADDER

Made of 304 Stainless Steel

P/N	Step	Deployed	Stowed	Width
D070102	2	23.5"	13.5"	10"
D070203	3	35"	14.5"	10"



DIVE LADDER

Made of 304 Stainless Steel

P/N	Step	Length	Width
D130103	3	34"	14"
D130204	4	44-3/4"	14"



SWIM PLATFORM W/LADDER

Made of 304 Stainless Steel

Platform T 0.75"*W 18"*D 14"

P/N	Step	Deployed	Stowed	Width
D030102	2	23.5"	13.5"	14"
D030203	3	35"	14.5"	14"
D030304	4	45.5"	15.5"	14"
D030301	1		14"	14"



FOLDING LADDER

Made of 304 Stainless Steel

P/N	Step	Deployed	Stowed	Width
D090102	2+1	23.6"	12.6"	7.87"
D090202	2+2	34.6"	17.7"	9.25"
D090303	3+2	42.7"	28.7"	9.25"
D090402	2+3	42.7"	23.9"	10"
D090503	3+3	51.8"	28.7"	10"



THE BOW HANGING LADDER

Made of 304 Stainless Steel

P/N	Step	Deployed	Stowed	Width
D110100	3	49.25"	37.25"	11.5"



FOLDING LADDER

Made of 304 Stainless Steel+Teak

P/N	Step	Deployed	Stowed	Width
D090102T	2+1	23.6"	12.6"	7.87"
D090202T	2+2	34.6"	17.7"	9.25"
D090303T	3+2	42.7"	28.7"	9.25"
D090402T	2+3	42.7"	23.9"	10"
D090503T	3+3	51.8"	28.7"	10"



BOARDING LADDER

Made of 304 Stainless Steel

P/N	Step	Deployed	Stowed	Width
D100103	3+2	51.2"	36.7"	10"
D100202	2+3	51.2"	27"	10"
D100303	3+3	60.2"	36.7"	10"



ARTHROSIS LADDER

Made of 304 Stainless Steel

P/N	Step	Deployed	Stowed	Width	Height Stowed
D120102	2+2	42"	28"	14"	7.7"
D120202	2+2	33.5"	17"	10"	4.8"



UNDER PLATFORM LADDER

Made of 304 Stainless Steel

P/N	Step	Deployed	Stowed	Width
D190102	2	23.5"	13.5"	10"
D190203	3	35"	14.5"	10"



UNDER PLATFORM LADDER

Made of 304 Stainless Steel

P/N	Step	Deployed	Stowed	Width	Height Stowed
D200102	2	26"	17"	10"	5"
D200203	3	37"	18"	10"	6"



COMPACT TRANSOM LADDER

Made of 304 Stainless Steel

P/N	Step	Length	Width
D210102	2	6.5"	15.5"



TELESCOPING LADDER

Made of 304 Stainless Steel

P/N	Step	Deployed	Stowed	Width
D240103	3	27.5"	12"	11.5"
D240204	4	36.5"	12.4"	11.7"



TELESCOPING SWIM LADDER

Made of 304 Stainless Steel

P/N	Step	Deployed	Stowed	Width
D140102	2	23"	14-1/2"	13-1/2"
D140203	3	33-1/8"	33-5/8"	13-1/2"
D140304	4	44-1/8"	19-1/2"	13-1/2"



TELESCOPING SWIM LADDER

Made of 304 Stainless Steel

P/N	Step	Deployed	Stowed	Width
D150103	3	35"	15.5"	10"
D150204	4	45.5"	17"	10"



FOLDING LADDER

Made of 304 Stainless Steel

P/N	Step	Length	Width	Color
D180103	3	26.7"	9.1"	White
D180203	3	26.7"	9.1"	Black



TELESCOPING DROP LADDER

Made of 304 Stainless Steel

P/N	Step	Deployed	Stowed	Width
D250103	3	35"	15"	16"
D250202	2	23.5"	14"	16"



TELESCOPING DROP LADDER W/HANDLE

Made of 304 Stainless Steel

P/N	Step	Deployed	Stowed	Width
D280102	2	35"	13-1/2"	10"
D280203	3	34-3/16"	14-7/8"	10"
D280304	4	45-5/8"	15-5/8"	10"



BOX LADDERS

Made of 304 Stainless Steel

P/N	Step	Deployed	Stowed	BoxDimension
D220103	3	35"	14.5"	18"*16"*3.5"
D220204	4	45"	15.5"	19"*16"*3.5"



FOLDING BATHING LADDER

Made of 304 Stainless Steel

P/N	Step	Deployed	Stowed	Width
D300103	3	950 mm	500 mm	270 mm



TELESCOPING DROP LADDER

Made of 304 Stainless Steel

P/N	Step	Width	Height
D290101	1	11"	13.5"



UNDER PLATFORM LADDER

Made of 304 Stainless Steel

P/N	Step	Deployed	Stowed	Width
D270102	2	23.5"	13.5"	10"
D270203	3	35"	14.5"	10"
D270304	4	45.5"	15.5"	10"



REMOVABLE FOLDING TRANSOM LADDERS

Made of 304 Stainless Steel

P/N	Step	Deployed	Stowed	Width
D400303	6	62.6"	34"	13"
D400202	4	42"	24"	13"



TELESCOPIC DINGHY BATHING LADDER

Made of 304 Stainless Steel

P/N	Step	Deployed	Stowed	Width
D310104	3+1	1250 mm	750 mm	290 mm




WHITE ALUMINUM DIVER LADDER

Made of Aluminum, with mounting brackets

Capacity: 275 pounds

P/N	Steps	Length	Width
D440102AL	2	27"	12-1/4"
D440203AL	3	38"	12-1/4"
D440304AL	4	48"	12-1/4"



ALUMINUM FOLDING LADDER

Made of Aluminum + Polyethylene

P/N	Step	Length	Width
D400104AL	2+2	43.6"	13.6"



GUNWALE MOUNT LADDERS

Made of 304 stainless steel

P/N	Step	deployed length	stowed length	width
D500204	2+2	45-1/2"	28-3/8"	13-3/4"
D500105	2+3	55.8"	38"	13-3/4"
D500306	3+3	65"	38"	13-3/4"



ALUMINUM FOLDABLE LADDER

Made of Aluminum

P/N	Step	Length	Width
D430105AL	5	58.4"	19.7"



ALUMINUM FIXED LADDER

Made of Aluminum

P/N	Step	Length	Width
D420103AL	3	52.4"	18"
D420204AL	4	63.8"	18"
D420305AL	5	75.2"	18"



POP-N-LOCK LADDER

Made of 304 stainless steel

P/N	Step	Deployed length	Width
D073603	3	35"	13.6"



ALUMINUM FIXED LADDER

Made of Aluminum

P/N	Step	Length	Width
D420103AL-R	3	52.4"	18"
D420204AL-R	4	63.8"	18"
D420305AL-R	5	75.2"	18"



ROBUST TELESCOPING BATHING LADDER

Made of 304 Stainless Steel.

Oval steps with black plastic.

Slides in and folds up.

P/N	Step	Deployed	Stowed	Width
D310304	3+1	880 mm	380 mm	300 mm



ALUMINUM FOLDING LADDER

Made of Aluminum

P/N	Step	Deployed	Stowed	Width
D410104AL	2+2	42"	22.8"	13.8"



Ladder

Made of aluminum

P/N	Step	Length	Width
D450103AL	3	31"	14.65"
D450103ALC	3	31"	14.65"



Exclusive patent

patent number : 202130591452.2

**TEFLON OVER PLATFORM LADDER
(BLUE COLOR)**

Made of 304 Stainless Steel and Teflon surface

P/N	Step	Deployed	Stowed	Width
D020102TB	2	23.5"	13.5"	10"
D020203TB	3	35"	14.5"	10"
D020304TB	4	45.5"	15.5"	10"
D020405TB	5	62.5"	16.5"	10"



Exclusive patent

patent number : 202130591452.2

**TEFLON OVER PLATFORM LADDER
(BLACK COLOR)**

Made of 304 Stainless Steel and Teflon surface

P/N	Step	Deployed	Stowed	Width
D020102TBL	2	23.5"	13.5"	10"
D020203TBL	3	35"	14.5"	10"
D020304TBL	4	45.5"	15.5"	10"
D020405TBL	5	62.5"	16.5"	10"



CARBON FIBER LADDER

Made of carbon fiber+ss+plastic

Features: light weight, corrosion resistance
(resistant to acids and alkalis), new design
load-bearing capacity of 150kg

P/N	Step	Deployed	Stowed	Width
D020102F	2	23.5"	13.5"	10"
D020203F	3	35"	14.5"	10"
D020304F	4	45.5"	15.5"	10"
D020405F	5	62.5"	16.5"	10"



Exclusive patent

patent number : 202130591452.2

**TEFLON OVER PLATFORM LADDER
(WHITE COLOR)**

Made of 304 Stainless Steel and Teflon surface

P/N	Step	Deployed	Stowed	Width
D020102TW	2	23.5"	13.5"	10"
D020203TW	3	35"	14.5"	10"
D020304TW	4	45.5"	15.5"	10"
D020405TW	5	62.5"	16.5"	10"



SWIM DECK LADDER

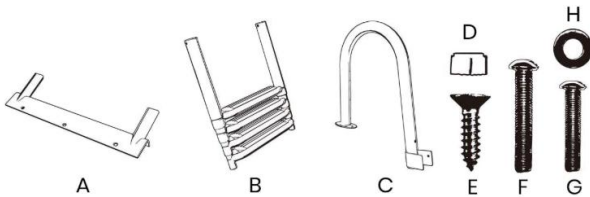
Made of 304 Stainless Steel

On the base of D320104,

You can assemble all the parts of this ladder by yourself

P/N	Step	Deployed	Stowed	Width
D320204	4	48.3"	18"	14"

- A L-Shaped Plate
- B The Steps
- C Handrail
- D Nuts 2pcs
- E M8*40 Self-Tapping Screw 7pcs
- F M8*60 Pan-head cross Bolts 2pcs
- G M8*50 Pan-head cross Bolts 2pcs
- H Nylon Spacer 4pcs



UNDER PLATFORM LADDER

Made of 304 Stainless Steel

P/N	Step	Deployed	Stowed	Width
D320104	4	48.3"	18"	15"



4-STEP HINGED TRANSOM LADDER

Made of 304 Stainless Steel

P/N	Step length	Width
D200104	4 37.5"	16.3"



3-STEP UNDER PLATFORM TELESCOPING SWIM LADDER

Made of 304 Stainless Steel

P/N	Step	Deployed	Stowed	Width
D078568	3	35.5"	16"	13.6"



2-STEP FOLDING DOCK/SWIM LADDER

Made of 304 Stainless Steel

P/N	Step	length	Width
D300102	2	24"	12"



SWIM PLATFORM

Made of 304 Stainless Steel

P/N D050100

Platform T1**W18**D14"



TRANSOM GUDGEON

Made of 304 Stainless Steel

P/N	Width	Length	Tab
D230100	1.06"	4.5"	A
D230200	1.14"	5.75"	B
D230300	1.06"	4.5"	C
D230400	1.4"	5.75"	A
D230500	1.38"	5.75"	B
D230600	1.4"	5.5"	C
D230700	1.73"	6.5"	A
D230800	1.73"	6.5"	B
D230900	1.73"	6.5"	C



MOUNTING KITS FOR FOLDING LADDER

Made of 304 Stainless Steel

P/N	Length	Width	Thickness
D260100	2.5"	1"	5/32" (Plate only)
D260200	2.5"	1"	5/32" (Two Sets)



MOUNTING SOCKETS

D500418-P

Surface Mounting Sockets brackets for

Removable Folding Transom, 3 1/2" Length x 1 1/2" Width



VERTICAL TRANSOM MOUNTING FOR SPORT DIVER LADDER

Made of 304 stainless steel

P/N	Width	Height	Depth
D160100	2.5"	8.5"	3.33"



CLAMP FOR LADDER

Made of Nylon

P/N	Tube	Color
D170100	7/8"	Black
D170300	1-1/4"	Black
D170400	1-1/2"	Black
D170200	1"	Black



HANDRAIL

OVAL HANDRAIL

Made of 304 Stainless Steel

P/N	Length	Stud	Oval Tube
E010112	12"	5/16"*2"	1"*3/4"
E010116	16"	5/16"*2"	1"*3/4"
E010218	18"	5/16"*2"	1"*3/4"
E010120	20"	5/16"*2"	1"*3/4"
E010324	24"	5/16"*2"	1"*3/4"



OVAL HANDRAIL

Made of 304 Stainless Steel

P/N	Length	screw thread	Oval Tube
E020112	12"	5/16"	1"*3/4"
E020116	16"	5/16"	1"*3/4"
E020218	18"	5/16"	1"*3/4"
E020324	24"	5/16"	1"*3/4"



CAST HANDRAIL

Made of 316 Stainless Steel

P/N	Length	Height
E080100	11.8"	2"



ROUND HANDRAIL

Made of 304 Stainless Steel

P/N	Length	Stub	Tube
E030112	12"	5/16"*2"	7/8"
E030116	16"	5/16"*2"	7/8"
E030218	18"	5/16"*2"	7/8"
E030324	24"	5/16"*2"	7/8"



ROUND HANDRAIL

Made of 304 Stainless Steel

P/N	Length	Screw thread	Tube
E030412	12"	1/4"	7/8"
E030416	16"	1/4"	7/8"
E030518	18"	1/4"	7/8"
E030624	24"	1/4"	7/8"



CAST HANDRAIL

Made of 316 Stainless Steel

P/N	Length	Height
E070100	6.7"	1.6"



ROUND HANDRAIL

Made of 304 Stainless Steel

P/N	Length	Stud	Round Tube
E040108	8"	5/16"*3-1/4"	7/8"
E040208	8"	5/16"*2"	7/8"
E040313	13"	5/16"*1-1/2"	7/8"



HANDRAIL+SKI TOW W/STUD

Made of 304 Stainless Steel

P/N	Length	Stud	Oval Tube
E050124	24"	5/16"*1-1/4"	1"*7/8"



HANDRAIL W/STUD & FINGER GRIP

Made of 304 Stainless Steel

P/N	Length	Stud	Round Tube
E060108	8-5/8"	5/16*2"	1"
E060212	12"	5/16*2"	1"
E060324	24"	5/16*2"	1"
E060416	16"	5/16*2"	1"
E060518	18"	5/16*2"	1"



OVAL HANDRAIL

Made of 304 Stainless Steel

P/N	Length	Screw Thread	Oval Tube
E110109	9"	1/4"	1"*7/8"
E110212	12"	1/4"	1"*7/8"
E110316	16"	1/4"	1"*7/8"
E110418	18"	1/4"	1"*7/8"
E110524	24"	1/4"	1"*7/8"



TEAK OVAL HANDRAIL

Made of teak & stainless steel 304

P/N	Length	Screw Thread	Round Tube
E101212T	12"	1/4"	7/8"
E101316T	16"	1/4"	7/8"
E101418T	18"	1/4"	7/8"
E101524T	24"	1/4"	7/8"



TEAK OVAL HANDRAIL

Made of teak & stainless steel 304

P/N	Length	Stud	Oval Tube
E100212T	12"	5/16"*2"	1"*3/4"
E100316T	16"	5/16"*2"	1"*3/4"
E100318T	18"	5/16"*2"	1"*3/4"
E100424T	24"	5/16"*2"	1"*3/4"



ASSIST HANDRAIL

Made of Stainless Steel and Solid Acrylic.

Available lengths: 13" , 18" , 24" & 34.75"

High output is 200% brighter than the standard output.

CL= White Standard Output|OO = Unlit Handle |

WH = White High Output |

BL= Blue High Output

P/N	Length	Feature(can be choosed)
E086435-12	12"	OO/CL/WH/BL
E086435-18	18"	OO/CL/WH/BL



ASSIST HANDRAIL

Made of Stainless Steel and Solid Acrylic.

P/N	Length	Fuction
E086433-00	20"	Unlit handle
E086433-WH	20"	White LED Illumination



OVAL HANDRAIL

Made of 304 Stainless Steel

P/N	Length	Stud	RoundTube
E100110	10"	5/16*2"	7/8"
E100212	12"	5/16*2"	7/8"
E100316	16"	5/16*2"	7/8"
E100418	18"	5/16*2"	7/8"



TEAK ROUND HANDRAIL

Made of teak & stainless steel 304

P/N	Length	Stub	Tube
E030112T	12"	5/16"*2"	7/8"
E030116T	16"	5/16"*2"	7/8"
E030218T	18"	5/16"*2"	7/8"
E030324T	24"	5/16"*2"	7/8"



TEAK ROUND HANDRAIL

Made of teak & stainless steel 304

P/N	Length	Screw thread	Tube
E030412T	12"	1/4"	7/8"
E030416T	16"	1/4"	7/8"
E030518T	18"	1/4"	7/8"
E030624T	24"	1/4"	7/8"



ALUMINUM HANDLE WITH GRIPS/POLISHED FINISHED

Made of 6463-T5 Aluminum

P/N	Length
E250914AL	14"
E250918AL	18"
E250924AL	24"
E250936AL	36"



ROUND HANDRAIL

Made of 304 Stainless Steel

P/N	Length	Hole	Round Tube
E090112	12"	1/4"	7/8"
E090216	16"	1/4"	7/8"
E090318	18"	1/4"	7/8"
E090424	24"	1/4"	7/8"



DRINK HOLDER

FOLD-UP DRINK HOLDERS

Adjustable and made of ABS

P/N	Length	Depth	Width	Color
F030100	4"	13/16"	3-7/8"	Chrome
F040100	4"	13/16"	3-7/8"	White
F040200	4"	13/16"	3-7/8"	Black
F040300	4"	13/16"	3-7/8"	Gray



FLUSH CUP HOLDER

Made of 304 Stainless Steel

P/N	Height	W/Pad Gasket	Flange	Nipple
F010114	3-3/4"	φ 2-13/16" φ 3-1/4"	4-1/4"	1/4"
F010238	3-3/4"	φ 2-13/16" φ 3-1/4"	4-1/4"	3/8"



DRINK HOLDER

Made of 304 Stainless Steel

P/N	Height	Hole OD	Hole	Nipple
F010383	3-3/4"	4"	3-3/4"	3/8"



FOLD-UP DRINK HOLDER

Made of 304 Stainless Steel And Adjustable

P/N	Length	Depth	Width
F050100	4"	13/16"	3-7/8"



DRINK HOLDER

Made of plastic Polypropylene

P/N	Height	Hole OD	Hole	Nipple	Color
F100100	3-3/4"	3-5/16"	3"	3/8"	White
F100200	3-3/4"	3-5/16"	3"	3/8"	Black



LED FLUSH CUP HOLDER

Made of 304 Stainless Steel

P/N	Height	W/Pad Gasket	Flange	Nipple	LED Color
F020114	3-3/4"	φ 2-13/16" φ 3-1/4"	4-1/4"	1/4"	Blue
F020214	3-3/4"	φ 2-13/16" φ 3-1/4"	4-1/4"	1/4"	Red
F020338	3-3/4"	φ 2-13/16" φ 3-1/4"	4-1/4"	3/8"	Blue
F020438	3-3/4"	φ 2-13/16" φ 3-1/4"	4-1/4"	3/8"	Red
F020514	3-3/4"	φ 2-13/16" φ 3-1/4"	4-1/4"	1/4"	Green
F020638	3-3/4"	φ 2-13/16" φ 3-1/4"	4-1/4"	3/8"	Green



FOLD-UP DRINK HOLDER

Made of Plastic Polypropylene+S.S.304

P/N	Length	Width	Height
F090100	3-3/4"	3-3/4"	3-3/4"



DRINK HOLDERS

Made of 316 Stainless Steel
3-1/2" I. D. Solid Rings 1/4" Thread Holes

P/N	Rings
F070100	1
F070200	2



DRINK HOLDER

Made of 316 Stainless Steel
1/4*4"O.D. solid rings 1/4*7/8"thread studs
2-1/2"above deck when installed

P/N	Rings	Total Length
F080200	2	16-3/4"



LED CUP HOLDER WITH DEUTSCH CONNECTOR

Made of 304 Stainless Steel
RGB cup holder with DEUTSCH connector,
Easily compatible with smart devices
that may be installed in the future

P/N	Height	Flange	Nipple	LED Color
F020340	3-3/4"	φ 2-13/16" φ 3-1/4"	3/8"	RGB



SWIVEL DRINK HOLDER

Made of chrome plated mug holder with foam insulator
LOGO can be customized.

P/N	SS Holder ID	Foam Cup ID
F110100	85mm	65mm



DRINK HOLDERS

Made of 304 Stainless Steel
5/16*4-1/8" O.D. Solid Rings 5/16*2" Thread Studs
2" Above Deck When Installed

P/N	Rings
F080100	1



DRINK HOLDERS

Made of 316 Stainless Steel
FOLD-UP DRINK HOLDER
Made of Plastic Polypropylene+S.S.304
P/N Length Width Height
F090100 3-3/4" 3-3/4" 3-3/4"
5/16*4-1/8"O.D. solid rings 5/16*2"thread studs
2"above deck when installed

P/N	Rings
F060100	1
F060200	2
F060300	3



THRU-HULL TRIM COVER



Nylon #66 compound with 30% fiber glass body
W/Stainless steel 316 trim cover
Black, white, gray, can choose

straight				90 degree			
P/N	Hose	Flange	Install,Hole	P/N	Hose	Flange	Install,Hole
H010134	3/4"	1-7/8"	1-3/8"	H030234	3/4"	1-7/8"	1-3/8"
H010258	5/8"	1-7/8"	1-3/8"	H030158	5/8"	1-7/8"	1-3/8"
H010310	1"	1-7/8"	1-3/8"	H030310	1"	1-7/8"	1-3/8"
H010418	1-1/8"	1-7/8"	1-3/8"	H030418	1-1/8"	1-7/8"	1-3/8"
H010514	1-1/4"	2-3/8"	1-5/8"	H030514	1-1/4"	2-3/8"	1-5/8"
H010612	1-1/2"	2-3/8"	1-5/8"	H030612	1-1/2"	2-3/8"	1-5/8"
H010720	2"	3-1/4"	2-1/3"	H030234	3/4" (short)	1-7/8"	1-3/8"

THRU-HULL W/SS TRIM COVER

Nylon #66 compound with 30% fiber glass body
W/Stainless steel 316 trim cover
Black, white, gray, can choose
Prevent water infusion

P/N	Hose	Flange	Install Hole
H460202	2"	3-1/4"	2-1/3"



10 DEGREE THRU-HULL W/SS TRIM COVER

Nylon #66 compound with 30% fiber glass body
W/Stainless steel 316 trim cover
Black, white, gray, can choose
Prevent water infusion

P/N	Hose	Flange	Install Hole
H460101	1-1/2"	3-1/4"	2-1/3"



SKIN FITTINGS STRAIGHT

Made of 316 Stainless Steel

P/N	Hose	Flange	Install Hole	Total Length
H410200	3/4"	1-1/4"	7/8"	2-5/8"



THRU-HULL W/SS TRIM COVER

Nylon #66 compound with 30% fiber glass body
W/Stainless steel 316 trim cover
Black, white, gray, can choose
Prevent water infusion

P/N	Flange	Install Hole
H460302	3-1/4"	2-1/3"



DECK FILL CAST

Made of 316 Stainless Steel

P/N	Hose	Flange	Install Hole	Description
H100100	1-1/2"	3"	1-3/4"	GAS
H100200	1-1/2"	3"	1-3/4"	DIESEL
H100300	1-1/2"	3"	1-3/4"	WATER
H100400	1-1/2"	3"	1-3/4"	WASTE
H100500				Key only
H100600				Replacement Cap



DECK FILL CAST

Made of 316 Stainless Steel. Key Supplied.

P/N	Hose	Description
H490100	1-1/2"	FUEL



DECK ENTRY

Made of 316 Stainless Steel

P/N	Hose	Depth	Description
H510100	1-1/2"	3-1/2"	DIESEL
H510200	1-1/2"	3-1/2"	WATER



DECK FILL CAST

Made of 316 Stainless Steel. Key Supplied.

Cap Diameter: 1-1/4".

P/N	Hose Dia.	Flange	Angle	Description
H100101	38mm	76mm	0°	Gas
H100102	38mm	76mm	0°	Diesel
H100103	38mm	76mm	0°	Water
H100104	38mm	76mm	0°	Waste
H100105	38mm	76mm	0°	Fuel
H100106	38mm	76mm	0°	Oil
H100107	38mm	76mm	0°	Petrol




DECK DRAIN SCUPPER

Made of 316 Stainless Steel; Connection: 38mm

With removable cover (Key supplied).

The integrated ball prevents water from flowing back.

P/N	A	B	C	D
H480500	38mm	58mm	115mm	91mm



30° DECK FILL CAST

Made of 316 Stainless Steel

P/N	Hose	Flange	Install Hole	Description
H450100	1-1/2"	3"	1-3/4"	GAS
H450200	1-1/2"	3"	1-3/4"	DIESEL
H450300	1-1/2"	3"	1-3/4"	WATER
H450400	1-1/2"	3"	1-3/4"	WASTE



SKIN FITTING

Made of 316 stainless steel

P/N	Dia
H110100	1-1/4" X 38MM
H110200	1/2" X 18MM



DECK FILL PLATE

Made of 316 Stainless Steel. Locking cap is marked "GAS".

Includes 2 keys.

Mount with #10 screws.

P/N	Hose	Description
H500100	1-1/2"	GAS



FUEL TANK VENT ROUND HEAD

Made of 304 Stainless Steel

P/N	Hose	Length Thread	Height
H480185	5/8"	1-2/5"	3"



FUEL TANK VENT ROUND HEAD,90 DEGREE

Made of 304 Stainless Steel

P/N	Hose	Length Thread	Flange
H470134	3/4"	1-1/8"	2"
H470285	5/8"	1-1/8"	1-3/4"



FUEL TANK VENT ROUND HEAD,90 DEGREE

Made of 304 Stainless Steel

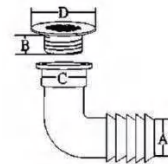
P/N	Hose	Length Thread
H460134	3/4"	1-1/8"
H460285	5/8"	1-1/8"



DISCHARGE 90°W/GRID

Made of 316 Stainless Steel

P/N	A	B	C	D
H480100	16mm	15mm	36mm	42mm
H480200	19mm	15mm	36mm	42mm
H480300	25mm	15mm	36mm	42mm
H480400	38mm	33mm	63mm	90mm (Plastic Elbow)



TRANSOM EXHAUST PIPE

Made of 304 Stainless Steel

P/N	Hose Dia	Fastener	Length
H350100	1-1/2"	3-1/4"	4-9/16"
H350200	1-7/8"	3-5/8"	5-9/16"
H350300	2-1/2"	4-1/8"	5-9/16"
H350400	3"	4-3/4"	4-15/16"



EXHAUST OUTLET

Made of 304 Stainless Steel

P/N	Hose Dia	Fastener
H340100	3"	1/4FH
H340200	3-1/2"	1/4FH
H340300	4"	1/4FH



EXHAUST OUTLET

Made of 304 Stainless Steel

P/N	Hose Dia	Fastener
H330100	3"	1/4FH
H330200	3-1/2"	1/4FH
H330300	4"	1/4FH



DECK DRAIN SCUPPER

Made of 316 stainless steel

P/N
H480600



EXHAUST FITTING

Made of 316 Stainless Steel

P/N	Hose	Flange	Install Hole	Total Length
H440100	1-1/2"	3-1/8"	2-1/4"	5-1/2"
H440200	2"	3-1/8"	2-1/4"	4-1/2"
H440300	3"	4-5/8"	3-1/2"	5-3/4"



EXHAUST SYSTEM SS316


P/N
H024145

NECK
45mm



ABS BOAT DRAIN


P/N	Color	Size
H896064W	White	89*60*64mm (103g)
H896064B	Black	89*60*64mm (103g)



FUEL DECK FILLER

Made of Plastic


P/N	Color
H100101SB	Black
H100101SW	White



WATER DECK FILLER

Made of Plastic

P/N	Color
H100301SB	Black
H100301SW	White



FLOOR FILLER

Made of 316 Stainless Steel

P/N	Dia.
H520038	3/8"
H520012	1/2"
H520034	3/4"
H520112	1-1/2"
H520114	1-1/4"
H520010	1"
H520020	2"



HOSE VENT

Made of 304 Stainless Steel

P/N	Hose Dia	Flange Size	Height
H280100	4"	5"*5"	3"
H280200	3"	4"*4"	2-7/16"



DRAIN COVER

Made of 304 Stainless Steel

P/N	Size
H230100	3-1/4"



VENTILATOR

Made of 304 Stainless Steel+Plastic Base
2-1/4" above deck when installed

P/N	Diameter
H090100	7-5/8"



LOUVERED VENT

Made of 304 Stainless Steel


P/N	Width	Length
H300100	6-1/3"	9-1/2"



STAMPED LOUVERED VENT

Made of 304 Stainless Steel

P/N	Width	Length	Thickness
H290100	5"	9"	0.03"
H290200	2.56"	5"	0.03"
H290300	4.53"	5"	0.03"
H290400	4.53"	9.13"	0.03"



BUTTERFLY VENT-SIDE KNOB VENT

Made of 304 Stainless Steel

P/N	Diameter	Thickness
H250100	4"	0.05"
H250200	5"	0.05"



THRU VENT

Made of 304 Stainless Steel

P/N	Size	Thickness
H270100	4"*4"	0.04"
H270200	5"*5"	0.04"



BUTTERFLY VENT-CENTER KNOB

Made of 304 Stainless Steel

P/N	Diameter	Thickness
H240100	4"	0.05"
H240200	5"	0.05"



LOUVERED VENT

Made of 304 Stainless Steel

P/N	Slots	Length	Width	Height
H310100	3	8-1/4"	4-3/8"	1-1/2"
H310200	4	10"	4-3/8"	1-1/2"
H310300	5	12-7/8"	4-3/8"	1-1/2"



ROUND LOUVERED VENT

Made of 304 Stainless Steel

P/N	Diameter	Thickness
H260100	4"	0.04"
H260200	5"	0.04"
H260300	6"	0.04"



DECK PLATE

Made of 316 Stainless Steel

P/N	Flange	Plate ID
H360100	4-11/16"	3"
H360200	4-9/16"	4"
H360300	(Key Only)	



LOUVERED VENT

Made of 304 Stainless Steel

P/N	Slots	Length	Width	Height
H320100	6	12-7/8"	3"	1-1/4"
H320200	7	14-7/8"	3"	1-1/4"
H320300	8	16-13/16"	3"	1-1/4"
H320400	10	20-3/4"	3"	1-1/4"
H320500	4	8-1/8"	4-7/16"	1-1/2"
H320600	6	12-7/8"	4-7/16"	1-1/2"
H320700	10	20-13/16"	4-7/16"	1-1/2"



CLAMSHELL VENT

Made of 304 Stainless Steel

P/N	Width	Length	Height	Thk
H040313	1-5/8"	1-3/4"	1/2"	0.022"
H040418	2-1/8"	2-1/4"	5/8"	0.023"
H040534	1-1/4"	1-1/2"	1/2"	0.047"
H040612	1-1/2"	1-1/2"	1/2"	0.078"



VENTILATOR

Made of 304 Stainless Steel

P/N	Width	Length	Height	Finish
H040140	3-7/8"	4-1/3"	1-3/4"	Polish
H040240	3-7/8"	4-1/3"	1-3/4"	Coating



DIE CAST ANODISED ALUMINIUM BASE

P/N

H024205 Conical



STAINLESS STEEL MIDGET VENTILATOR

Made of 316 Stainless Steel

P/N	Length	Width	Height
H470300	118mm	120mm	45mm



GARBOARD DRAIN LUG

Made of 316 Stainless Steel

P/N	Diameter	Description
H080112	φ 2"	Complete Set 2"x1/2"NPT
H080212	1/2"	Replacement Plug 1/2"NPT



MOTOR FLUSHER

Universal motor flusher allows the cooling system to be flushed out using a garden hose. Quickly flushes away salt, sand, silt, and alkali to prevent clogging and corrosion.

P/N	Description
H220300	Round Cap
H220400	Rectangular Cap
H220400R	Rectangular Cap (Rubber)
H220400RG	Blue Rectangular Cap



MOTOR FLUSHER

Universal motor flusher allows the cooling system to be flushed out using a garden hose. Quickly flushes away salt, sand, silt, and alkali to prevent clogging and corrosion.

P/N	Description
H220100	Round Cap
H220200	Rectangular Cap



MOTOR FLUSHER

Universal motor flusher allows the cooling system to be flushed out using a garden hose shunting with the SS. 304 hose. Quickly flushes away salt, sand, silt and alkali to prevent clogging and corrosion.

P/N	Description
H220410	Rectangular Cap
H220310	Round Cap
H220510RG	Orange Rectangular Cap



DRAIN PLUG

P/N	Diameter	Material
H111038	3/8"	Brass+Rubber
H111012	1/2"	Brass+Rubber
H111058	5/8"	Brass+Rubber
H111034	3/4"	Brass+Rubber



OVAL DRAIN PLUG

Made of 316 Stainless Steel

P/N	Flange	Install Hole
H430100	2-1/5"*1-1/2"	1-1/8"



SNAP DRAIN PLUG

Made of Brass & S.S.304

P/N	Diameter	Material
H110110	1"	Brass
H110214	1-1/4"	Brass
H110325	1"	S. S. 304
H110414	1-1/4"	S. S. 304



OVAL DRAIN PLUG W/PLASTIC CAP

Made of 316 Stainless Steel And Plastic

P/N	Flange	Install Hole
H430200	2-1/5"*1-1/2"	1-1/8"



DRAIN PLUG

Made of Nylon plastic

P/N	Description	Flange Size
H120110	Drain plug	1"
H120200	plug and gasket	



T-HANDLE DRAIN PLUG

Made of Brass & S.S.304

P/N	Diameter	Material
H110525	1"	Brass
H110632	1-1/4"	Brass
H110725	1"	S. S. 304
H110832	1-1/4"	S. S. 304



MERCURY VERADO FILTER ELEMENT

Fits the Verado outboard replaceable
H150200 Fuel/Water Separator Kit
cartridge fuel filter

P/N H160100



IN-LINE FUEL FILTER

Made of Molded white plastic.

P/N	Barb	Application
H130141	1/4"	Mercury 35-16494 and 35-816296Q2
H130265	5/16"	Mercury 35-816296-1, 35-16494, J/E 398327
H130383	3/8"	J/E 398319



DRAIN TUBE

Made of Brass/s.s.304

P/N	Sleeve	Material
H110932	1-1/4"*3"	Brass
H111032	1-1/4"*3-7/8"	Brass
H111125	1"*3"	Brass
H111225	1"*3-1/2"	Brass
H111325	1"*3-7/8"	Brass
H111425	1"*1-7/8"	Brass
H111525	1"*3-7/8"	S. S. 304



HAND OIL PUMP

Made of solid brass with removable tubing
for ease of operation and cleaning

P/N	Pump Body Length	Pump Body Diameter
H050100	6-1/4"	φ 1-1/4"



DECK PLATE KEY

Made of 304 Stainless Steel

P/N	Length
H370100	7"



MARINE THREADING PROTECTIVE SLEEVE

P/N	Color	Size
H460201B	Black	102*120
H460201W	White	102*120



MANUAL OPERATED BILGE PUMP

1-1/8 I. D. hose six strokes pump out one gallon of water

ABS plastic pump with flexible polyethylene hose

Bottom cap is removable for easy cleaning

P/N	Pump Body Length	Pump Body Diameter	Color
H060118	18"	φ 1/3/4"	yellow
H060124	24"	φ 1/3/4"	yellow
H060224	24"	φ 1/3/4"	blue
H060336	36"	φ 1/3/4"	blue



BALL VALVES

Made of PVC

P/N	SPEC	Innner Did
H031100	Without thread	50mm
H031101	With the thread	50mm



GEAR LUBE PUMP

For use with 32 oz. gear lube bottles,
metric adapter included

Apply to each brand outboard engine

P/N H180100



FUEL FILTER

1/4 to 3/8 inch universal in-line filter

P/N	Description
H170100	Fuel Filter complete Set
H170101	Replacement Filter elements



CONNECTOR

SUZUKI FEMALE FITTING

Made of 304 Stainless Steel

P/N	Description
H200141	1/4" Barb
H200265	5/16" Barb
H200338	3/8" Barb



HONDA FITTING

Made of 304 Stainless Steel

P/N	Description
H210441	Male 1/4" NPT
H210583	Female 3/8" Barb



NISSAN FITTING

Made of 304 Stainless Steel

P/N	Description
H210141	Male 1/4" NPT
H210265	Female 5/16" Barb
H210383	Female 3/8" Barb



CHRYSLER/FORCE CONNECTOR

Made of 304 Stainless Steel

P/N	Description
H190141	Male 1/4" NPT
H190265	Female 5/8" Barb
H190385	Female 3/8" Barb



H033498
HONDA
033498-10



H033496
HONDA
033496-10



H2985L1
Engine: Male
65720-98521 985L1



H298505
Engine: Female
65750-98505



H299100
Tank: Male
65740-99100



H295500
Tank: Female
65750-95500



H702601
Engine: Male
3B2-70260-1



H702500
Engine: Female
3GF-70250-0




H702700
Tank: Male
3E0-70270-0




H702810
Tank: Female
3GF-70281-0



H200214
JOHNSON
Maie Fuel Tank Connector
2-Prong, 1/4"NPT Brass



H889761
YAMAHA
Fuel Tank Fitting
8897-6 1/4in NPT



H214477
MERCURY
Maie Fuel Tank Connector 1/4"NPT 477MMC



I020406

6mm TANK SIDE
6Y1-24305-05-00
6Y1-24305-06
6Y1-24305-06-00
18-80413



I020407

6mm Engine Side
6G1-24305-05
6G1-24305-04



I020408

Female Fuel Tank Connector 8MM
0174508
0176745
0173247
0775640



I020409

6mm
FUEL CONNECTOR Engine Parts
6G1-24304-02



I020410

8mm TANK SIDE
6Y2-24305-06



I020411

8mm Engine Side
6E5-24305 5/16



I020412

Fuel Line Connector Engine End
65750-94404



I020415

JOHNSON SUZUKI
438793 65720-986B0



I020414

Fuel Line Tank Fitting 8mm
22-13563Q7



I020417

MERCURY
22-14213Q



I020413

Fuel Line Connector Engine End
22-13563Q3



I020416

MERCURY
22-8M0148583 22-15781A5 22-816856T3
22-816856Q3 22-816856A3 22-15781A1



FUEL LINE ASSY

UNIVERSAL FUEL LINE ASSEMBLY

Primer bulb with hose

P/N	Hose Length	Hose Dia.
H210941	118"	1/4"
H211065	118"	5/16"
H211183	118"	3/8"



UNIVERSAL FUEL LINE ASSEMBLY

Primer bulb with hose and Yamaha connector

P/N	Hose Length	Hose Dia.
H211241	118"	1/4"
H211265	118"	5/16"
H211283	118"	3/8"



WATER PUMPING HOSE

Made of Plastic Polypropylene

P/N	Hose Dia.	Length
H460113	13mm	1700mm
H460222	22mm	1700mm



PRIMER BULB

P/N	Description
H210641	1/4" Hose
H210765	5/16" Hose
H210883	3/8" Hose



BILGE HOSE

Made of PE plastic

P/N	Description	Color
H070134	3/4"x200 Feet	Black
H070234	3/4"x200 Feet	White
H070318	1-1/8"x200 Feet	Black
H070418	1-1/8"x200 Feet	White
H070514	1-1/4"x100 Feet	Black
H070614	1-1/4"x100 Feet	White
H070712	1-1/2"x100 Feet	Black
H070812	1-1/2"x100 Feet	White
H070920	Eddy 2"x25 Feet	Black
H071020	Eddy 2"x25 Feet	White



DESCRIPTION	CODE
6mm	6Y1-24306-00
25HP 30HP 40HP 48HP 5HP - 90HP 2/4T	61J-24306-04-00



DESCRIPTION	CODE
8mm 5/16"	6Y2-24306-00



DESCRIPTION	CODE
8MM	5008609



DESCRIPTION	CODE
8MM	3B7-702003



DESCRIPTION	CODE
6MM	65700-95204
DT DF 5HP - 65HP	



DESCRIPTION CODE
 6MM 65700-95204
 DT DF 5HP - 65HP



DESCRIPTION CODE
 6mm 6Y1-24360



DESCRIPTION CODE



DESCRIPTION CODE
 6mm 665770-90J11



DESCRIPTION CODE
 8mm 5008605



DESCRIPTION CODE
 6mm 65700-99703



DESCRIPTION CODE
 6mm 6BX-24360-00

LIFT HANDLE

SPRING LOADED FLUSH LIFT HANDLE

Made of 304 Stainless Steel

P/N	Height	Width	Length
J030100	5/16"	2-3/16"	3"



SPRING LOADED FLUSH LIFT HANDLE

Made of 304 Stainless Steel

P/N	Height	Width	Length	Spring
J050100	7/16"	2-3/16"	2-9/16"	Yes
J050200	7/16"	1-1/2"	1-3/4"	Yes
J050300	3/8"	2-3/16"	2-9/16"	No



SPRING LOADED FLUSH LIFT HANDLE

Made of 304 Stainless Steel

P/N	Height	Width	Length
J080100	5/16"	2-3/16"	3"



LIFTING RING

Made of 316 Stainless Steel


P/N	Width	Length
J380100	3"	2-1/4"



FLUSH LIFT RING

Made of 316 Stainless Steel

P/N	Width	Length
J370100	1-1/2"	1-15/16"
J370200	1-7/8"	2-1/2"



LIFT HANDLE

Made of 316 stainless steel

P/N
J510600



ROUND HATCH HANDLE

Made of 316 stainless steel

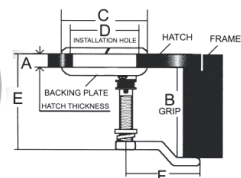
P/N	Face Size	Length	Hole
J510400	2-3/8"	3-3/4"	2"



GRAND COMPRESSION LATCH WATERTIGHT

Made of 316 Stainless Steel

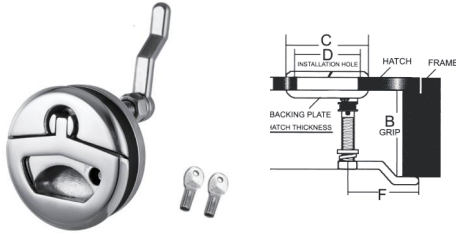
P/N	A	B	C	D	E	F
J510200	8-25mm	22-76mm	60mm	50mm	71mm	54mm



SPRING LOADED FLUSH LIFT HANDLE / LOCK

Made of 316 Stainless Steel

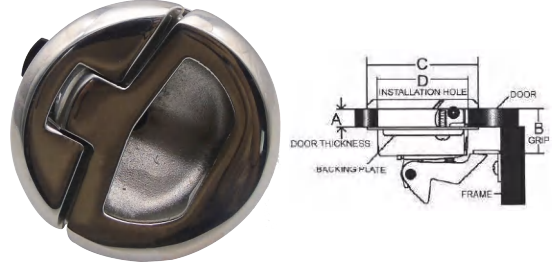
P/N	A	B	C	D	E	F
J510300	8-25mm	22-76mm	60mm	50mm	71mm	54mm



HATCH LOCK

Made of 316 Stainless Steel


P/N	A	B	D
J510100	9-22mm	19-25mm	45mm



WATERTIGHT ROUND GRAND COMPRESSION LATCH

Made of chrome T-handle and black polymer body

P/N	A	B	C	D	E	F
J610100	3-19mm	19-60mm	75mm	63.5mm	58mm	60mm



HATCH COVER PULL

Made of 304 Stainless Steel

P/N	Dia.	Length	Base Dia.	Washer
J020100	1/4"	3-3/1"	1-1/4"	Optional
J020200	1/4"	4-1/2"	1-1/4"	Optional



GIMBALS

Made of 304 Stainless Steel

Flat surface type

P/N
J600100



FLUSH HATCH PULL RING

Made of 316 stainless steel

P/N	A	B	C	D
J620100	83mm	21mm	12+16 (ring)mm	19mm



CHAIN CONNECTOR

P/N	SIZE
J024370	6MM
J024371	8MM



HINGES

STRAP HINGE

Precision cast 316 stainless steel polished

P/N	Width	Length	Thickness
J280104	1"	4"	0.177"
J280305	1"	5-3/16"	0.177"
J280206	1"	6-1/3"	0.177"



DOOR HINGE

Precision cast 316 stainless steel polished

P/N	Width	Length	Thickness
J290115	1-1/2"	1-1/2"	0.177"
J290220	2"	2"	0.177"



DOOR HINGE

Precision cast 316 stainless steel polished

P/N	Width	Length	Thickness
J300113	1-1/2"	3"	0.177"
J300123	1-1/2"	3-1/2"	0.177"
J300214	1-1/2"	4"	0.177"



BUTT HINGE

Made of 304 Stainless Steel

P/N	Width	Length	Thickness
J320100	1-1/2"	2-1/4"	2mm



DOOR HINGE

Made of 304 Stainless Steel

P/N	Width	Length	Fastener
J520200	3"	4"	#8



UTILITY HINGE

Made of 304 Stainless Steel

P/N	Width	Length	Fastener
J300314	1-1/2"	3"	#8



DOOR HINGE

Made of 304 Stainless Steel

P/N	Width	Length	Thickness
J230100	3"	1-1/2"	2mm



SHORT SIDE OFFSET HINGES

Made of 304 Stainless Steel

P/N	Width	Length	Height	Thickness
J240100	1-1/2"	3"	7/8"	2mm
J240200	1-1/2"	3"	5/8"	2mm
J240300	1-1/2"	3"	1/2"	2mm



SWIVEL HASP


Precision cast 316 stainless steel polished

P/N	Width	Length
J310130	1"	3"



BLACK PLASTIC HINGE

P/N	SIZE
J124750	50MM * 40MM



SWIVEL HASP

Made of 304 Stainless Steel

P/N	Width	Length	Description
J310230	1"	2-3/4"	Swivel
J310330	1"	2-3/4"	Fixed



STAINLESS STEEL COVERED HINGE

Made of 316 Stainless Steel

P/N	Width	Length	Thickness
J500200	37mm	76.2mm	2mm



STAINLESS STEEL COVERED HINGE

Made of 316 Stainless Steel


P/N	Width	Length	Thickness
J500300	37mm	56mm	2mm



BUTT HINGE

Made of 304 Stainless Steel

P/N	Width	Length	Thickness
J250132	2"	3"	1.5mm
J250232	1-7/8"	2"	1.5mm



BLACK PLASTIC HINGE


P/N	SIZE
J124760	60MM * 40MM



BUTT HINGE

Made of 304 Stainless Steel

P/N	Width	Length	Thickness
J270100	1-5/8"	2-3/4"	2mm



DOOR HINGE

Precision cast 316 stainless steel polished

P/N	Width	Length	Thickness
J520100	5"	5"	4mm



DOOR HINGE

Made of 304 Stainless Steel

P/N	Width	Length	Thickness
J540100	1-1/16"	4-1/2"	1.5mm
J540200	1-1/16"	5-1/5"	1.5mm
J540300	1-1/16"	6-1/2"	1.5mm



COVERED BUTT HINGE FLUSH TYPE

Made of 316 Stainless Steel

P/N	Width	Length	Thickness
J500100	2-15/16"	2-7/8"	3mm



LID BUCKLE, DOOR BOLT, DOOR LOCK

HATCH FASTENER

Made of 304 Stainless Steel

P/N	Width	Length
J100100	1"	2.6-3"
J100200	1.57"	4.5-4.9"
J100300	2.4"	6.25-7.1"



HEAVY DUTY DOOR BOLT

Made of 316 Stainless Steel

P/N	Width	Length
J160100	1-1/4"	5-1/2"



HATCH LOCK FASTENER

Made of 304 Stainless Steel

P/N	Length	Cut Hole
J350100	2-1/4"	7/8"
J350200	Plate Only	2-1/4"



HEAVY DUTY BARREL BOLT

Made of 316 Stainless Steel

P/N	Width	Length	Bolt Length
J110100	1-1/2"	3-1/2"	3
J110200	1-1/2"	4-1/4"	4
J110300	1-1/2"	5-1/4"	5



STAINLESS STEEL ANTI-RATTLE DOOR FASTENER

Made of 316 Stainless Steel

P/N	A	B	C
J100400	100mm	46mm	75mm



MARINE PADLOCK

Made of Brass

P/N	Width
J440100	1-1/5"



CAM OVER LATCH

Made of 316 Stainless Steel.

Elongated wire loop is tensioned when latched.

P/N	Length	Width	Height
J490200	94mm	28mm	13mm



TRAILER HITCH

Material Steel+Zinc Alloy

P/N	Weight
J400300B	0.84kg
J400300C	0.65kg
J400300D	0.80kg



TRAILER HITCH

Material Steel+Zinc Alloy

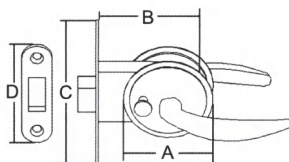
P/N	Weight
J400300A	1.41kg



MAG DOOR LATCH

Made of 316 Stainless Steel

P/N	A	B	C	D	Door thickness
J530100	2.5"	3"	3.6"	2.75"	0.875"-1"
J530200	2.5"	3"	3.6"	2.75"	1.1"-1.38"



MAG. LATCH

Made of 316 Stainless Steel

P/N	Width	Length	Door thickness	Description
J450100	2-1/4"	4"	5/8"	Left
J450200	2-1/4"	4"	5/8"	Right



BOAT HOOK & PADDLE

BOAT HOOK AND PADDLE

Made of Aluminum / Injected
Molded Polypropylene

P/N	Length
K070100	59"



TELESCOPIC PADDLE

Made of Aluminum / Injected
Molded Polypropylene

P/N	Open L	Close L	Section
K090102	42"	30"	2



BOAT HOOK AND PADDLE

Made of Aluminum / Injected Molded ABS

P/N	Open L	Close L	Section
K030146	72"	48"	2



TELESCOPIC PADDLE WITH BOAT HOOK

Made of Aluminum / Injected
Molded Polypropylene

P/N	Open L	Close L	Section
K060126	66"	22"	3



BOAT HOOK AND PADDLE

Made of Aluminum / Injected Molded ABS


P/N	Open L	Close L	Section
K110100	72"	48"	2



TELESCOPIC PADDLE

Made of Aluminum / Injected
Molded Polypropylene

P/N	Open L	Close L	Section
K060233	33"	20"	2



KAYAK PADDLE

Made of Aluminum / Injected
Molded Polypropylene

P/N	Length
K080100	82"



DELUXE TELESCOPIC BOAT HOOK

Made of Aluminum

P/N	Open L	Close L	Section
K050159	96"	54"	3



TELESCOPIC BOAT HOOK ALUMINUM

P/N	SIZE
K030120	1300-2100mm



TELESCOPING BOAT HOOK

Made of Aluminum / Injected Molded Nylon
Length can be custom-made according to customer requirements

P/N	Open L	Close L	Section
K010103	96"	41"	3
K010202	70"	40"	2
K010003	144"	54"	3



TELESCOPING BOAT HOOK

Made of Aluminum / Injected Molded Nylon
Length can be custom-made according to customer requirements

P/N	Open L	Close L	Section
K020147	84"	48"	2



BOAT HOOK

Made of Stainless Steel 316

P/N	Dia
K130028	28mm
K130034	34mm



TELESCOPIC BOAT COVER SUPPORT

Made of Aluminum / Injected Molded Polypropylene
Length can be custom-made according to customer requirements

P/N	Open L	Close L	Section
K100129	52"	29"	2
K100235	64"	35"	2



BRUSHES AND HOOK

Made of Aluminum / Injected Molded Nylon
w/2 brushes 1 plastic hook

P/N	Open L	Close L	Section
K040147	50"	28"	2



BOAT HOOK

Made of Stainless Steel

P/N	Dia	Height
K140034	34mm	170mm
K140341	41mm	188mm



WOODEN OARS

Made of pine

P/N	Size
Z100232A	32"-80*30*15cm
Z100242A	42"-106*40*15cm
Z100248A	48"-122*43*15cm
Z100254A	54"-137*45*15cm
Z100260A	60"-152*48*15cm
Z100266A	66"-168*54*15cm
Z100272A	72"-182*54*15cm



Made of pine

P/N	Size
Z100120A	120*47*18cm
Z100125A	125*47*18cm
Z100130A	130*47*18cm
Z100150A	150*47*18cm



Made of pine&acacia

P/N	Size
Z104128	128*50*24cm



Made of ash

P/N	Size
Z103140	140*50*21cm



Made of pine

P/N	Size
Z101342	42*20*10cm



Made of pine&acacia

P/N	Size
Z104133	133*50*26cm



Made of pine&acacia

P/N	Size
Z105150	150*50*15cm



Made of pine

P/N	Size
Z101270	70*38*15cm
Z101280	80*38*15cm
Z101290	90*38*15cm



Made of Rubberwood

P/N	Size
Z106120A	120*45*15cm
Z106120B	120*45*15cm
Z106120C	120*45*15cm
Z106120D	120*45*15cm
Z106120E	120*45*15cm
Z106120F	120*45*15cm



Made of pine

P/N	Size
Z108150A	150*48*15cm
Z108150B	150*48*15cm
Z108150C	150*48*15cm
Z108150D	150*48*15cm



Made of ash

P/N	Size
Z101092	92*42*15.5cm
Z101122	122*58*15.5cm
Z101152	152*70*15.5cm
Z101168	168*75*15.5cm



Made of pine

P/N	Size
Z109150A	150*50*15.5cm
Z109150B	150*50*15.5cm



Made of pine&acacia

P/N	Size
Z100120B	120*47*18cm
Z100125B	125*47*18cm
Z100130B	130*47*18cm



Made of pine

P/N	Size
Z115180	180*69*15cm




Made of pine

P/N	Size
Z100160	60"-152*54*11.5cm
Z100166	66"-167*54*11.5cm
Z100172	72"-182*54*11.5cm
Z100178	78"-198*60*11.5cm
Z100184	84"-213*60*11.5cm
Z100190	90"-228*60*11.5cm
Z100196	96"-243*60*11.5cm



Made of boxwood

P/N	Size
Z101445	45*20*10.2cm



Made of pine

P/N	Size
Z100232B	32"-80*30*15cm
Z100242B	42"-106*40*15cm
Z100248B	48"-122*43*15cm
Z100254B	54"-137*45*15cm
Z100260B	60"-152*48*15cm
Z100266B	66"-168*54*15cm
Z100272B	72"-182*54*15cm



Made of pine

P/N	Size
Z100130C	130*60*20cm



Made of Walnut

P/N	Size
Z107150A	150*56*15cm
Z107150B	150*56*15cm
Z107150C	150*56*15cm
Z107150D	150*56*15cm
Z107150E	150*56*15cm
Z107150F	150*56*15cm



Made of pine

P/N	Size
Z110120A	120*47*18cm
Z110120B	120*47*18cm
Z110120C	120*47*18cm



ANCHOR ACCESSORIES

ELECTRO POLISHED ANCHOR ROLLER

Made of 304 Stainless Steel

P/N	Length	Width	Roller size	Thk
M080111	11"	2"	φ 2-1/2"*1-3/4"	3mm
M080211	11"	2"	φ 2-1/2"*1-3/4"	4mm



ELECTRO POLISHED ANCHOR ROLLER

Made of 304 Stainless Steel

P/N	Length	Width	Roller size
M090100	8-3/4"	2-5/8"	φ 2"*2"
M090200	8-3/4"	2"	φ 2-1/2"*1-5/8"



ELECTRO POLISHED ANCHOR ROLLER

Made of 304 Stainless Steel

P/N	Length	Width	Roller size	Thk
M110100	15-1/4"	2-1/16"	φ 2-1/2"*1-3/4"	3mm
M110200	15-1/4"	2-1/16"	φ 2-1/2"*1-3/4"	4mm



POLISHED ANCHOR ROLLER

Made of 304 Stainless Steel

P/N	Length	Width	Roller size
M100100	10-1/2"	2"	φ 1-7/8"*1-5/8"



ANCHOR ROLLER W/NYLON ROLLER

Made of 304 Stainless Steel

P/N	Length	Width	Height
M010100	7-3/4"	3-3/4"*2-1/4"	3"
M010200	8-7/8"	5"*2-1/4"	3"
M010300	9-7/8"	5-13/16"*2-1/4"	3"



ANCHOR ROLLER W/NYLON ROLLER

Made of 304 Stainless Steel


P/N	Length	Width	Height
M020100	12-7/8"	3-3/4"*2-1/4"	4-1/3"
M020200	14"	5"*2-1/4"	4-1/3"
M020300	15"	5-13/16"*2-1/4"	4-1/3"



BOW ROLLER

Made of 304 Stainless Steel


P/N	Length	Width	Roller size	Thk Color
M060100	6-1/4"	1-3/4"	φ 2-1/2"*1-3/4"	2mm Black
M060200	6-1/4"	1-3/4"	φ 2-1/2"*1-3/4"	4mm Black
M060300	6-1/4"	1-3/4"	φ 2-1/2"*1-3/4"	4mm White



ELECTRO POLISHED ANCHOR ROLLER

Made of 304 Stainless Steel

P/N	Length	Width	Roller size
M050115	15"	2"	φ 2-1/2"*1-3/4"
M050223	23-1/4"	3-1/2"	φ 4"*3-3/8"



ANCHOR ROLLER

Made of 304 Stainless Steel

P/N	Length	Width
M150122	22-3/4"	3-1/4"



ANCHOR ROLLER W/PU ROLLER

Made of 304 Stainless Steel

P/N	Length	Width	Roller size
M070109	9"	1-3/4"	2 1/2" 1-3/4"



ELECTRO POLISHED ANCHOR ROLLER

Made of 304 Stainless Steel

P/N	Length	Width	Roller size
M120119	19"	3-1/2"	φ 3" 3"



POLISHED ANCHOR ROLLER

Made of 304 Stainless Steel

P/N	Length	Width	Roller size
M140123	23"	3-3/4"	φ 3" * 3-3/8"



PIVOTING SELF LAUNCHING ANCHOR ROLLER

Made of 304 stainless steel

P/N	Length	Width	Height
M051420	21"	4"	6"



ELECTRO POLISHED ANCHOR ROLLER

Made of 304 Stainless Steel

P/N	Length	Width	Roller size
M130119	19-7/8"	2-7/8"	φ 2-11/16" * 2-3/8"



ANCHOR

Made of 316 stainless steel

P/N	Weight
M400107A	0.7 KG
M400215A	1.5 KG
M400325A	2.5 KG
M400432A	3.2 KG
M400540A	4 KG
M400660A	6 KG
M400780A	8 KG
M400810A	10 KG
M400912A	12 KG
M401015A	15 KG



BRUCE ANCHOR

Made of 316 Stainless Steel

P/N	Weight
M370713A	13KG
M370105A	5KG
M370107A	7.5KG
M370210A	10KG
M370602A	2KG
M370315A	15KG
M370420A	20KG
M370830A	30KG
M370540A	40KG



DANFORTH ANCHOR

Made of galvanize

P/N	Weight	Length
M360102	2.5KG	17.1"
M360204	4KG	18.9"
M360306	6KG	19.5"
M360408	8KG	22.8"
M360510	10KG	23.2"
M360612	12KG	26.4"
M360720	20KG	34.3"
M360825	25KG	35.2"
M360715	15KG	30.2"



BRUCE ANCHOR

Made of galvanize

P/N	Weight	Length
M370105	5KG	16.5"
M370107	7.5KG	18.5"
M370210	10KG	20.8"
M370315	15KG	24"
M370420	20KG	26.8"
M370540	40KG	32.7"



PLOW ANCHOR

Made of 316 stainless steel or Galvanized anchor with great holding power, easy to use

P/N	Weight	Material
M380104A	4KG	SS316
M380206A	6KG	SS316
M380310A	10KG	SS316
M380104	4KG	Galvanized
M380206	6KG	Galvanized
M380310	10KG	Galvanized



GALVANIZED FLUKE ANCHOR KIT

Made of galvanized steel

P/N	Weight
M360200	4KG
M360300	6KG



BOX ANCHOR

Made of galvanize

P/N	Weight
M390109	9 KG
M390212	12 KG



STAINLESS STEEL ANCHOR CHAIN

Made of 316 Stainless Steel

P/N	Dia	Working Load	Weight(kg/m)	Supplied per
M380106A	6mm	1400KG	0.80KG	50m
M380108A	8mm	2500KG	1.40KG	50m
M380110A	10mm	3400KG	2.20KG	50m



COLORED ANCHOR

Made of carbon steel

P/N	Weight	Color
M400215	1.5KG	Green, Black, Orange, Blue, Red



COLORED ANCHOR

Made of carbon steel

P/N	Weight Anchor	Color	Rope Length
M400215R-SET	1.5KG	Red	25feet



ANCHOR LOCK

Made of 316 Stainless Steel

P/N	Length	Width	Height	Pin
M220104	4"	1.5"	1.5"	5/16"

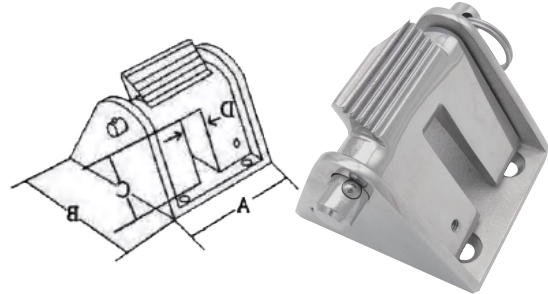


STAINLESS STEEL CHAIN STOPPER

Made of 316 Stainless Steel

No chain tension on windlass with foot pedal for easy and safe release of the anchor chain.

P/N	A	B	C	D
M380100	68mm	79mm	40mm	14mm



CHAIN STOPPER CASTING

Made of 316 Stainless Steel

P/N	for chain
M320100	3/8"-1/2"



STAINLESS STEEL SHACKLE KEY

Made of 304 stainless steel

Designed to fit all deck plate caps

P/N	Length	Width
N660100	98mm	57mm



CHAIN LINK, SWIVELLING

Made of 316 stainless steel

P/N	Length	for chain	Max Load
M350600	5-1/4"	3/8"	850KG



CHAIN LINK, SWIVELLING

Made of 316 stainless steel

P/N	Length	for chain	Max Load
M350300	3-1/3"	3/8"	850KG
M350400	4-1/2"	1/2"	1350KG
M350500	6"	11/16"	1700KG



CHAIN LINK, SWIVELLING

Made of 316 Stainless Steel

P/N	Length	for chain	Max Load
N100141	3-1/2"	1/4"	850KG



CHAIN LINK, FIXED

Made of 316 Stainless Steel

P/N	Length	For Chain	Max Load
M350100	3"	3/8"	850KG
M350200	3-1/2"	1/2"	1350KG



ANCHOR CHAIN TENSIONER

Made of 316 Stainless Steel

P/N	Length	Width
M210100	8-1/4"	3-3/4"



FORGED BOW SHACKLE SS W/CAPTIVE PIN

Made of 304 Stainless Steel

P/N	Size
M300104	D=4mm
M300205	D=5mm
M300306	D=6mm
M300408	D=8mm
M300510	D=10mm



FORGED LONG SHACKLE W/CAPTIVE PIN

Made of 304 Stainless Steel

P/N	Size
M330106	D=6mm
M330208	D=8mm
M330310	D=10mm



PLATFORM BOW ROLLER

Made of 304 Stainless Steel

P/N	Length	Width	Roller size
M170100	3-7/8"	3-1/2"	φ 3"*3-3/8"



FORGED D SHACKLE W/CAPTIVE PIN

Made of 304 Stainless Steel

P/N	Size
M310105	D=5mm
M310206	D=6mm
M310308	D=8mm
M310410	D=10mm



STERN FAIRLEAD ANCHOR ROLLER

Made of 304 Stainless Steel

P/N	Length	Height	Roller size
M180100	6-1/4"	3-5/8"	φ 2-1/2"*1-3/4"



PLATFORM BOW ROLLER

Made of 304 Stainless Steel

P/N	Length	Width	Roller size
M160106	6"	1-3/4"	φ 2-1/2"*1-3/4"
M160206	6"	3-1/2"	φ 3"*3-3/8"



REPLACEMENT ROLLER

Made of nylon

P/N	Dia	Width	Bushing
M190100	2"	2"	3/8"
M190200	2-11/16"	2-3/8"	1/2"
M190300	2-1/2"	1-3/4"	3/8"
M190400	3"	3"	1/2"
M190500	3"	3-3/8"	1/2"
M190600	4"	4"	1/2"
M190700	4"	3-3/8"	1/2"



KAYAK AND SUP CART

Easy solution to carrying long bulky boards and kayaks
Secure board or kayak to the cart with the bungee cord
Attach the suction cup handle grip to easily transport board or kayak

Anodized aluminum frame
Stainless steel hardware

P/N	N260100W



REPLACEMENT ROLLER

Made of nylon

P/N	Dia	Width
M200100	3"	2.375"
M200200	2.36"	2.81"
M200300	2"	2.64"
M200400	2.25"	2.31"



CLEAT/U-BOLT/SKI-TOW

HEAVY DUTY CLEAT

Made of 304 Stainless Steel

P/N	Length	Height	Base
N130106	6"	1-3/4"	3-1/2"*1-1/4"
N130208	8"	2-1/8"	4-3/4"*1-1/4"
N130310	10"	2-3/4"	6"*1-1/2"
N130412	12"	3-1/8"	6-1/4"*1-1/2"



HEAVY DUTY CLEAT

Made of 304 stainless steel

P/N	Length	Height	Base
N120100	6"	1-3/4"	3-1/2"*1-1/4"
N120200	8"	2-1/8"	4-3/4"*1-1/4"
N120300	10"	2-3/4"	6"*1-1/2"
N120400	13"	3-1/8"	6-1/4"*1-1/2"



HORN BOLLARD

Made of 316 Stainless Steel

P/N	Length	Height	Base
N110100	9-1/2"	3-1/6"	7-2/5"*2-3/4"
N110200	11-4/5"	4"	10"*3-1/6"
N110300	13-4/5"	4-1/3"	11-3/4"*3-1/2"



HEAVY DUTY CLEAT


Made of 304 Stainless Steel

P/N	Length	Height	Base
N140106	6"	1-3/4"	3-1/2"*1-1/4"
N140208	8"	2-1/8"	4-3/4"*1-1/4"
N140310	10"	2-3/4"	6"*1-1/2"
N140412	12"	3-1/8"	6-1/4"*1-1/2"



316 SS STRAIGHT CHOCK

P/N	Size
N078410	5"



HELLOW BASE CLEAT

Made of 316 Stainless Steel

P/N	Length	Height
N020106	6"	1-1/4"
N020208	8"	1-1/2"
N020310	10"	1-3/4"
N020404	4"	1"
N020512	12"	2-1/8"



BOW CHOCK BY PAIR

Made of 316 Stainless Steel

P/N	Length	Line size
N030104L/R	4-1/2"	1/2"



STAINLESS STEEL FAIRLEAD--BY PAIRS

Made of 316 Stainless Steel

P/N	Length	Hole(Max)
N030206	150mm	19mm



PULL UP FOLDING CLEAT

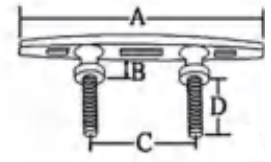
Made of 316 Stainless Steel

P/N	Length
N340005	5"
N340106	6"
N340208	8"



STUDED CLEAT

P/N	A	B	C	D
N078835	152mm	19mm	64mm	38mm
N078835	254mm	31mm	105mm	62mm



STAINLESS STEEL X-FOLDING CLEAT

Made of 316 Stainless Steel

P/N	Length	Width	H1	H2	Mounting
N360106	156	25	20	38	3x M8x50 (mm)
N360208	202	34	27	57	3xM10x55 (mm)
N360310	256	43	35	69	3xM12x60 (mm)



PULL UP CLEAT WITH STUDS

Made of 316 Stainless Steel

P/N	Length	Height
N010145	4.5"	3/4"
N010206	6"	1"



POP-OUT CLEAT

Made of 316 Stainless Steel

P/N	Length	Height
N350104	4"	7/8"
N350206	6"	1"
N350308	8"	1-1/4"
N350410	10"	1-1/2"



LIFTING ADAPTER PLATE

Made of 304 Stainless Steel

P/N	Length	Height	Rod	Threads
N050100	5-1/4"	1-5/8"	1-1/4"	5/8"-11



CAST ALUMINUM "S" DOCK CLEA

Made of aluminum


P/N	Size
N021010	10"
N021012	12"
N021015	15"



POP-OUT CLEAT W/DRAIN TUBE

Made of 316 Stainless Steel

P/N	Length	Height
N330104	4.5"	15/16"
N330206	6"	1-1/8"
N330308	8"	1-1/3"



SKI TOW

Made of 316 Stainless Steel.

Nut and washer included. Transom mount.

P/N	Ring OD	Size	Thread	Wire Dia
N040583	1/2"	2-3/8"	3"	3/8"



SKI TOW

Made of 304 stainless steel

P/N	Ring OD	Stock	Thread
N040183	2-1/2"	3/8"	2"
N040283	2-1/2"	3/8"	1-1/2"
N040383	3"	3/8"	2"
N040421	3-1/2"	1/2"	2-1/2"



BOW/ STERN EYE

Made of 304 Stainless Steel


P/N	Stock Dia	Thread Length	Description
N090183	3/8"	3"	Bow Eye
N090783	3/8"	2-1/2"	Bow Eye
N090283	3/8"	3-7/16"	Bow Eye
N090885	5/8"	5"	Bow Eye
N090985	5/8"	6"	Bow Eye
N090321	1/2"	3-7/16"	Bow Eye
N090421	1/2"	4-3/4"	Bow Eye
N090583	3/8"	3-7/16"	Stern Eye
N090621	1/2"	3-7/16"	Stern Eye



STERN EYE WITH WELDING PLATE

Made of 304 Stainless Steel

P/N	Stock Dia	Thread Length
N260100	3/8"	3-1/8"
N260200	3/8"	2-1/8"
N260300	3/8"	2-5/8"
N260400	1/2"	2-7/8"
N260500	1/2"	2-1/8"
N260600	1/2"	3-3/8"
N260700	1/2"	4-1/8"
N260800	5/8"	5-1/2"
N260900	5/8"	3-1/2"



BOW EYE

Made of 304 Stainless Steel

P/N	Stock Dia	Thread Length
N270100	M5	13.8"
N270200	M6	13.8"
N270300	3/16"	1/2"
N270400	1/4"	1/2"



BOW EYE WITH PLATE

Made of 304 Stainless Steel

P/N	Plate Angle	U-BOLT
N280100	According to Customer's Request	According to Customer's Request



MOORING BITT

Made of 304 Stainless Steel


P/N	Base	Height
M250108	8"*4-1/2"	7-1/4"



MOORING BITT

Made of 304 Stainless Steel


P/N	Base	Height
M260100	4-3/4"*10-1/4"	6-5/16"



MOORING SPRING

Made of 304 Stainless Steel.

P/N	Dia	Length
N150100	3/16"	10-5/8"
N150200	1/4"	13-3/16"
N150300	1/4"	14-9/16"



MOORING SPRING

P/N	WIRE	LENGTH
N024251	6MM	300MM
N024252	7MM	400MM
N024254	11MM	470MM



PULL UP FOLDING CLEAT

Made of 316 Stainless Steel

P/N	Length	Eye Dia	Thread
N080106	6"	1-1/16"	5/8-11"



BOLLARDS FOR DIRECT WELDING

Made of 316 Stainless Steel

P/N	Dia	Height	Width
M240150	2"	3.74"	5.12"
M240260	2.4"	4.72"	6.3"
M240370	2.75"	5.95"	7.1"
M240380	3.15"	6.77"	7.87"



BOLLARDS WITH BASEPLATE

Made of 316 Stainless Steel

P/N	Dia	Height	Width
M230150	2"	3.74"	5.12"
M230260	2.4"	4.72"	6.3"
M230370	2.75"	5.95"	7.1"
M230380	3.15"	6.77"	7.87"



STAINLESS STEEL FENDER SNAP HOOK

Made of 316 Stainless Steel

P/N	Bore Dia.	Length	Outside Dimension
N380100	35mm	60mm	47mm



TOW HARNESS FOR WATER SKI

P/N

N000500



JAW END SWIVEL

made of 316 stainless steel

P/N	Size
M340105A	5mm
M340106A	6mm
M340108A	8mm
M340110A	10mm
M340112A	12mm



JAW END SWIVEL

made of 316 stainless steel

P/N	Size
M330006A	6mm
M330108A	8mm
M330110A	10mm
M330112A	12mm
M330114A	14mm



HOOKS FOR SHOCK CORD

Made of 304 Stainless Steel

P/N	Wire	Dia
N160100	0.05"	0.24"
N160200	0.078"	0.31"
N160300	0.1"	0.39"
N160400	0.12"	0.47"
N160500	0.063"	0.2"



MARINE QUICK RELEASE FENDER LOCK

Made of 316 Stainless Steel

P/N	Dia
N390138	3/8"
N390212	1/2"



LIFT RING

Made of 316 Stainless Steel

P/N	Height	Thread
N070124	3-1/4"	5/8-11"



THREAD ROD

Made of 304 Stainless Steel

P/N	Length
N060185	5/8-11"*36"



HATCH HOLDER/BRACKET

HATCH HOLDER

Made of 304 Stainless Steel

P/N	Dia	Length	Description
P010122	7/8"	12-1/2"	Internal Cable



ANGLE BRACKET

Made of 304 Stainless Steel

P/N	Length	Height
P120100	11-4/5"	7-7/8"



HATCH SPRING HOLDER

Made of 304 Stainless Steel

P/N	Dia	Length	Description
P020114	9/16"	10-1/4"	Internal Cable
P020211	7/16"	8-1/4"	
P020314	9/16"	10-1/4"	
P020411	7/16"	8-1/4"	Internal Cable



TABLE BRACKET

Made of 304 Stainless Steel.

P/N	Length	Height	Max Load
P070200	12"	6-1/2"	150kg



TABLE BRACKET

Made of 304 Stainless Steel

P/N	Length	Height	Max Load
P070300	12"	6-1/2"	250kg



TABLE BRACKET

Made of 304 Stainless Steel

One Set Includes Two Wall Brackets
And Two Table Brackets

P/N	Wall Bracket	Table Bracket
J340100	2-1/8"*3-3/8"	1-3/4"*2-3/4"



3-STAGE TABLE MOUNT

Made of aluminum

P/N
P130100



DISTRIBUTION BOX BRACKET

Made of aluminum

P/N
P090100



GAS SPRING MOUNTING BRACKET

Made of 316 Stainless Steel

P/N	Ball Stud	Angle	Base
P082002	10mm	90°	2"*0.65"



STAINLESS STEEL GAS SPRING

Made of 316 Stainless Steel.

Cylinder Diameter: 18mm; Rod Diameter: 8mm.

P/N	Length	Capacity	Connected Way
P080100	290-500mm	20kg	Eye Nut
P080200	290-500mm	20kg	Ball Joint
P080300	320-550mm	35kg	Eye Nut
P080400	320-550mm	35kg	Ball Joint
P080500	320-550mm	64kg	Eye Nut
P080600	320-550mm	64kg	Ball Joint
P080700	290-500mm	40kg	Eye Nut
P080800	290-500mm	40kg	Ball Joint
P080900	350-600mm	50kg	Eye Nut
P081000	350-600mm	50kg	Ball Joint
P081100	170-250mm	18kg	Eye Nut
P081200	170-250mm	18kg	Ball Joint
P081300	225-355mm	25kg	Eye Nut
P081400	225-355mm	25kg	Ball Joint
P081500	350-600mm	30kg	Eye Nut
P081600	350-600mm	30kg	Ball Joint



STAINLESS STEEL GAS SPRING

Made of 316 Stainless Steel.

Cylinder Diameter: 18mm; Rod Diameter: 8mm.

P/N	Length	Capacity	Connected Way
P805536	7"-10"	30pound	Nylon copper dental clasp
P805537	8.1"-12"	40pound	Nylon copper dental clasp
P805538	9.5"-15"	20pound	Nylon copper dental clasp
P805539	9.5"-15"	40pound	Nylon copper dental clasp
P805541	10.2"-17.2"	90pound	Nylon copper dental clasp
P805542	12"-20"	20pound	Nylon copper dental clasp
P805543	12"-20"	40pound	Nylon copper dental clasp
P805544	12"-20"	60pound	Nylon copper dental clasp
P805545	12"-20"	90pound	Nylon copper dental clasp



CONNECTOR FOR GAS SPRING--SET OF 2

Made of 316 Stainless Steel

P/N	Diameter	Connected Stud	Connected Way
S080100	10mm	M8	Ball Joint
S080200		M8	Eye Nut



STAINLESS STEEL GAS SPRING

Made of 304 Stainless Steel.

Cylinder Diameter: 18mm; Rod Diameter: 8mm.

P/N	Length	Capacity	Connected Way
P805320	5.25"-7.5"	20pound	Nylon copper dental clasp
P805321	5.25"-7.5"	30pound	Nylon copper dental clasp
P805322	7"-10"	30pound	Nylon copper dental clasp
P805323	7"-10"	40pound	Nylon copper dental clasp
P805326	8.1"-12"	30pound	Nylon copper dental clasp
P805327	8.1"-12"	40pound	Nylon copper dental clasp
P805328	9.5"-15"	20pound	Nylon copper dental clasp
P805329	9.5"-15"	40pound	Nylon copper dental clasp
P805330	9.5"-15"	60pound	Nylon copper dental clasp
P805331	10.2"-17.2"	20pound	Nylon copper dental clasp
P805332	10.2"-17.2"	30pound	Nylon copper dental clasp
P805333	10.2"-17.2"	50pound	Nylon copper dental clasp
P805334	10.2"-17.2"	90pound	Nylon copper dental clasp
P805335	12"-20"	20pound	Nylon copper dental clasp
P805336	12"-20"	30pound	Nylon copper dental clasp
P805337	12"-20"	40pound	Nylon copper dental clasp
P805338	12"-20"	60pound	Nylon copper dental clasp
P805339	12"-20"	90pound	Nylon copper dental clasp
P805340	12"-20"	120pound	Nylon copper dental clasp



GAS SPRING MOUNTING BRACKET

Made of 316 Stainless Steel


P/N	Ball Stud	Angle	Base
P082003	10mm	0°	2.25" (W)



GAS SPRING MOUNTING BRACKET

Made of 316 Stainless Steel

P/N	Ball Stud	Angle	Base
P082001	10mm	90°	2"*1.2"



ROD HOLDER

ROD HOLDER

Made of 316 Stainless Steel

P/N	Diameter	Length
Q220100A	2"	9.25 "



ROD HOLDER

Made of 316 Stainless Steel

P/N	Diameter	Length
Q220300A	2"	9.25 "



ROD HOLDER

Made of 304 Stainless Steel

P/N	Length	ID	Flange
Q030100	9"	1-1/2"	30°



ROD HOLDER W/CAP

Made of 304 Stainless Steel

P/N	Length	ID	Flange	Direction
Q040100	9"	1-1/2"	30°	top-down
Q040200	9"	1-1/2"	30°	down-top
Q040300	9"	1-1/2"	90°	



CLAMP-ON ROD HOLDER

Made of 304 Stainless Steel
Adjustable For 7/8"-1" Tube

P/N	Length	ID
Q050100	9"	1-5/8"



ROD HOLDER

Made of 316 Stainless Steel

P/N	Diameter	Length
Q220200A	2"	13.39"



CLAMP-ON ROD HOLDER

Made of 304 Stainless Steel
Adjustable For 7/8"-1" Tube

P/N	Length	ID
Q050300	8"	1-5/8"



SIDE MOUNT ROD HOLDER

Made of 304 Stainless Steel

P/N	Length	ID	Direction
Q060100	10"	1-1/2"	Comes with Black Collar
Q060200	10"	1-1/2"	Comes with White Collar



OUTRIGGER ROD HOLDERS

Made of 304 Stainless Steel
with rubber mounting pad

P/N	Base Flange	ID	Direction
Q070100	2-1/2"*5"	1-1/7"	Outrigger Pole Holders
Q070200			Tube Only
Q070300			Base only



VERTICAL MOUNT FISHING HOLDER

Made of 304 Stainless Steel

P/N	Length	ID	Flange
Q080100	9"	1-3/4"	45°



BRACKET LAUNCHER 4 ROD

Made of 304 stainless steel

P/N	Length	ID
Q130100	36-1/2"	1-1/2"



FISHING ROD HOLDER

Made of 316 Stainless Steel

P/N	Length	Diameter	Installed Way
Q170100	260mm	45mm (Max)	Side Mount



REMOVABLE ROD HOLDER

Made of 304 Stainless Steel

P/N	Mount bracket	ID	Tube L
Q160100	4"*3-11/16"	1-1/2"	8-1/2"



CUP HOLDER ROD HOLDER MADE OF 316 STAINLESS STEEL

15 degree, NPT Drain Fitting

P/N	Dimensions	Inside Diameter
H480101	9.4375" Length x 4.75" Width	3 1/4"



CLAMP-ON ROD HOLDER

Made of 316 Stainless Steel

Adjustable For 1", 1-1/4" or 1-1/2" Tube

P/N	Length	ID	Tube OD
Q180025	10"	2"	1"
Q180114	10"	2"	1-1/4"
Q180212	10"	2"	1-1/2"



OUTRIGGER ROD HOLDER

Made of 304 Stainless Steel

P/N	Rod holder ID	Rod holder Length	Length
Q140100	1-1/2"	11-1/2"	19-1/2"



MULTIPLE ROD HOLDER

Made of 6061 AL/304 Stainless Steel

P/N	M' L	Rod holder Length	Length
Q150100	6061 AL	1-3/4"	24-7/8"
Q150200	S. S. 304	1-3/4"	24-7/8"



ROD HOLDER SIDE MOUNT - UV STABILIZED PLASTIC

Made of Plastic pp W/SS Mounting Clamps

P/N	ID	Height	Description
Q120101	1-5/8"	12"	With 2 clamps& screws
Q120201	1-5/8"	12"	



FISHING ROD HOLDER-INTEGRATED

Made of Plastic pp

P/N	Length	ID	Height	Depth	Hole
Q110113	12-7/8"	1-5/8"	12"	2-5/8"	3
Q100112	8-3/4"	1-5/8"	12"	2-5/8"	2



RACK ROD HOLDER - UV STABILIZED PLASTIC

Made of Plastic pp

P/N	Length	ID	Height	Depth	Tube
Q100102	8-3/4"	1-5/8"	12"	2-5/8"	2
Q110103	12-7/8"	1-5/8"	12"	2-5/8"	3



PLASTIC FISHING ROD HOLDER

Shaft ID: 42mm

Length: 235mm

Head Size: 135mm x 75mm

Head measures 87mm x 60mm

6 x 5mm countersunk mounting holes.

P/N	Material	Color
Q120202BK	Nylon	Black
Q120202BK-PP	PP	Black
Q120202WH	Nylon	White
Q120202WH-PP	PP	White



PLASTIC ROD HOLDER W/SS COVER

Made of Injection

Molded Nylon W/CAT#304 PVC Cover

P/N	Length	ID	Color
Q090100	9-1/2"	1-3/4"	Black
Q090200	9-1/2"	1-3/4"	White
Q090300	9-1/2"	1-3/4"	Black+lid
Q090400	9-1/2"	1-3/4"	White+lid



10" TULIP ROD HOLDER WITH T-TOP FIN

Material: 6463-T6 Material

P/N	Surface	Length	Tube OD
Q160200AL	polished+anodized	10"	2.36"



ALUMINUM BULLET ROD HOLDER

Material: 6463-T6 Material

Surface: polished+anodized

P/N	Length	ID
Q160300AL	10.35"	1.75"



10.35" BULLET ROD HOLDER WITH PIN

Material: 6463-T6 Material

P/N	Surface	Length	Tube OD
Q160400AL	polished+anodized	10.35"	2.36"



ALUMINUM SWEDGED ROD HOLDER

Material: 6463-T6 Material

Surface: polished+anodized

P/N	Length	ID
Q160500AL	10.35"	1.75"



ALUMINUM DOUBLE SLOTTED ROD HOLDER

Material:6463-T6 Material
Surface:polished+andonized

P/N	Length	Slotted length	ID
Q160501AL	8.46"	2.44"	1.75"



ALUMINUM SLOTTED ROD HOLDER

Material:6463-T6 Material
Surface:polished+andonized

P/N	Length	Slotted length	ID
Q160502AL	8.46"	2.44"	1.75"



10.35" SWEDGED ROD HOLDER WITH 3/8" THICK BLADE

Materail:Material:6463-T6 Material

P/N	Surface	Length	Tube OD
Q160401AL	polished+andonized	10.35"	2.36"



10.35" BULLET ROD HOLDER WITH 1 1/5"*3" OVAL BRACKET

Material:6463-T6 Material

P/N	Surface	Length	Tube OD
Q160402AL	polished+andonized	10.35"	2.36"



ALUMINUM STRAIGHT ROD HOLDER

Material:6463-T6 Material
Surface:polished+andonized

P/N	Length	ID
Q160503AL	8.46"	1.75"



STANDOFF SUPPORT

Material:6463-T6 Material

Breakaway Pins

P/N	Size
B750	3/4"
B1000	1"
B1250	1-1/4"
B1500	1-1/2"
B2000	2"
B2500	2-1/2"



DOME TOP END-CAP

Material:6463-T6 Material
SCH 40 Pipe End Caps
Anodized Aluminum

P/N	Tube OD
B290134	3/4"
B290201	1"
B293114	1-1/4"
B294112	1-1/2"
B295002	2"



MALE PINS

Material:6463-T6 Material
Surface:polished+andonized

P/N	Size	Fastener
B273414	3/4"	1/4"
B271516	1"	5/16"
B271143	1-1/4"	3/8"
B271123	1-1/2"	3/8"
B270212	2"	1/2"



FOLDING FOOT REST HARDWARE

Material:6463-T6 Material
FR-ANGLE Flat Surface

Mount (Sold in Sets, Left and Right)
Each side includes: 1) 2" x 2" x 2.5" Hinge Block; 1) 5/16" Bolt; 2) Delrin Washers; 1) 1" Female Pin
P/N : B222551



FOLDING FOOT REST HARDWARE

Material:6463-T6 Material

Weld On Blade Mounts (Brushed)

FR-WELD-ON (drops past horizontal - left pic)
FR-WELD-ON-90 (drops horizontal - right pic)

Includes: 1) 2 x 3 Hinge Block; 1) 5/16 Bolt; 2) Delrin Washers; 1) 1" Female Pin
Accepts 1" Round Tube

P/N:B235161



FOOTREST HINGE SET

Material:6463-T6 Material
Surface:Brush finish

P/N	Length	Width	Thickness
B282225	64.6mm	50.8mm	15mm



ALUMINUM RADIUS PAD

Made of 6463-T5 Aluminum

P/N	Size
Q070340AL	4" * 3"
Q070640AL	6" * 4"
Q070341AL	4.34" * 3"



FEMALE PINS

Material:6463-T6 Material
Surface:polished+anodized

P/N	Size	Slot	Fastener
B175375	3/4"	3/8"	1/4"* (Wide Slot)
B100375	1"	3/8"	5/16"
B100500	1"	1/2"	5/16"* (Wide Slot)
B125500	1-1/4"	1/2"	3/8"
B125500WS	1-1/4"	5/8"	3/8"* (Wide Slot)
B150500	1-1/2"	1/2"	3/8"
B150500WS	1-1/2"	5/8"	3/8"* (Wide Slot)
B200750	2"	3/4"	1/2"* (Wide Slot)



QUICK RELEASE PIN

Material:6463-T6 Material
QRP-1 1" Quick Release Pin;

For 2 locking positions 90°

P/N:B100516



CUP HOLDER MOUNTING RING

Polished and Anodized

Material:6463-T6 Material

P/N:F493731



ALUMINUM ROUND PAD

P/N	Size
Q160601AL	4.5" X 1-1/2" X 1/4" (CD Surface)
Q160602AL	4.5" X 1-1/2" X 1/4" (Polished Surface)



FENDER HOLDER

THRICE FENDER HOLDER

Made of 304 Stainless Steel

P/N	Size	Fender	Height
N220100	9.5"*28.5"	9"	14.67"
N220200	11.5"*34"	11"	17.5"



SINGLE FENDER BRACKET

Made of 304 Stainless Steel

P/N	Rail	Fender
N190100	7/8" or 1"	7.5"
N190200	7/8" or 1"	9.8"
N190300	7/8" or 1"	11.5"



LIFEBUOY BRACKET

P/N
N360100

Made of 316 Stainless Steel and
Nylon Rope for lifebuoy light



SINGLE FENDER HOLDER

Made of 304 Stainless Steel

P/N	Fender Dia	Dia	Height
N170100	5.6"	7.13"	13.85"
N170200	8.5"	9.5"	15.2"
N170300	10.5"	11.13"	18.9"



DOUBLE FENDER HOLDER

Made of 304 Stainless Steel

P/N	Fender Dia	Dia	Height
N180100	6.5"	7.13"*14.26"	13.3"
N180200	8.5"	9.5"*19"	14.6"
N180300	10.5"	11.3"*22.26"	17.5"



DOUBLE FENDER HOLDER

Made of 304 Stainless Steel

P/N	Size	Fender	Height
N210100	7.5*15"	7"	11.5"
N210200	9.5*19"	9"	14.67"
N210300	11.5*23"	11"	17.5"



LAMP SERIES

VENTED DOME LIGHT

Made of 304 Stainless Steel

P/N	Diameter	Height	BaseDia	Bulb
G020705	5"	2"	6-3/4"	12V, 15W
G020804	4"	1-5/8"	5-1/2"	12V, 15W
G020903	3"	1-1/2"	4-1/2"	12V, 8W
G021005	5"	2"	6-3/4"	LED
G021004	4"	1-5/8"	5-1/2"	LED
G021003	3"	1-1/2"	4-1/2"	LED
G021104	4"	1-5/8"	5-1/2"	Red/White
G021105	5"	2"	6-3/4"	Red/White



DOME LIGHT BRASS W/TEAK BASE

P/N	Diameter	Height	Base Dia.	Bulb
G110100	4"	1-5/8"	5-1/2"	12V 15W
G110200	5"	2"	6-3/4"	12V 15W



DOME LIGHT

Made of 304 stainless steel plating titanium

P/N	Diameter	Height	BaseDia	Bulb
G021303	3"	1-1/2"	4-1/2"	12V, 8W
G021304	4"	1-5/8"	5-1/2"	12V, 15W
G021305	5"	2"	6-3/4"	12V, 15W
G021403	3"	1-1/2"	4-1/2"	LED
G021404	4"	1-5/8"	5-1/2"	LED
G021405	5"	2"	6-3/4"	LED
G021504	4"	1-5/8"	5-1/2"	Red/White
G021505	5"	2"	6-3/4"	Red/White



LED UNDERWATER LIGHT STRIP

P/N	Size	LEDs	Color
G010104	4"	6	White
G010206	6"	10	White
G010308	8"	12	White
G010404	4"	6	Blue
G010506	6"	10	Blue
G010608	8"	12	Blue
G010704	4"	6	Red
G010806	6"	10	Red
G010908	8"	12	Red
G011004	4"	6	Green
G011106	6"	10	Green
G011208	8"	12	Green



DOME LIGHT

Made of 304 Stainless Steel

P/N	Diameter	Height	BaseDia	Bulb
G020103	3"	1-1/2"	4-1/2"	LED
G020104	4"	1-5/8"	5-1/2"	LED
G020205	5"	2"	6-3/4"	LED
G020303	3"	1-1/2"	4-1/2"	12V, 8W
G020304	4"	1-5/8"	5-1/2"	12V, 15W
G020405	5"	2"	6-3/4"	12V, 15W
G020504	4"	1-5/8"	5-1/2"	Red/White
G020605	5"	2"	6-3/4"	Red/White



VENTED DOME LIGHT

Made of 304 stainless steel plating titanium

P/N	Diameter	Height	BaseDia	Bulb
G021603	3"	1-1/2"	4-1/2"	12V, 8W
G021604	4"	1-5/8"	5-1/2"	12V, 15W
G021605	5"	2"	6-3/4"	12V, 15W
G021703	3"	1-1/2"	4-1/2"	LED
G021704	4"	1-5/8"	5-1/2"	LED
G021705	5"	2"	6-3/4"	LED
G021804	4"	1-5/8"	5-1/2"	Red/White
G021805	5"	2"	6-3/4"	Red/White



DOME LIGHT

Made of 304 Stainless Steel and White Powder Coating

P/N	Diameter	Height	BaseDia	Bulb
G021904	3"	1-1/2"	4-1/2"	12V, 8W
G022005	4"	1-5/8"	5-1/2"	12V, 15W
G022105	5"	2"	6-3/4"	12V, 15W



REPLACEMENT BULB

Made of 304 Stainless Steel

P/N	Description	Color
G031015	12V 15W	Red
G031025	12V 15W	White



REPLACEMENT LED BULB

E10 lamp holder 3V 0.6W

P/N G030300



PORTABLE BATTERY OPERATED LIGHT-BOW LIGHT

Using 2Pcs 3# batteries

P/N	Description
G040100	Bulb
G040500	LED



PORTABLE BATTERY OPERATED LIGHT-BOW LIGHT

Using 2Pcs 3# batteries

P/N	Description
G040200	Bulb
G040600	LED



PORTABLE BATTERY LIGHT- STERN LIGHT 24"

Using 2Pcs 3# batteries

P/N	Description
G040300	Bulb
G040700	LED



PORTABLE BATTERY LIGHT-BOW SUCTION

Using 2Pcs 3# batteries

G040400	Bulb
G040800	LED



TRANSOM LIGHT

Made of 304 Stainless Steel

P/N	Lens	Base Dia.	Bulb
G080206	White	3"	12V 8W
G080207	Red	3"	12V 8W
G080208	White	3"	LED
G080209	Red	3"	LED



NAVIGATION LIGHT

Made of 304 Stainless Steel

P/N	Description	Bulb
G090100	Stem Light (Transparent)	12V 8W
G090200	Bow Light (Red/green)	12V 8W
G090300	Side Light (Green)	12V 8W
G090400	Side Light (Red)	12V 8W
G090500	Stem Light (Transparent)	LED
G090600	Bow Light (Red/green)	LED
G090700	Side Light (Green)	LED
G090800	Side Light (Red)	LED



LED COURTESY INTERIOR LIGHT

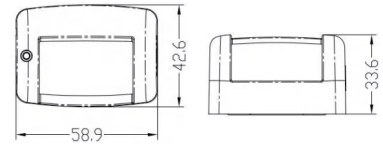
optional white and chrome decorative cover

P/N	Diameter	Color
G050104	3"	White
G050204	3"	Red
G050304	3"	Blue



LED NAVIGATION LIGHT 12VDC 1W

Made of Plastic. For boats up to 39.4ft (12m). IP 66. Housing: WHLD-White / LD-Black
Warm White LED in colored lenses. Cool White LED in clear lenses. Vertical mount.

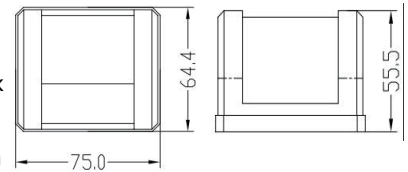


P/N	Description	Visibility	LED (SMD 5050)	Lumen
G011021-WHLD	Green Starboard Light 112.5°	1 NM	6 pcs warm white	8 LM
G011022-WHLD	Red Port Light 112.5°	1 NM	6 pcs daylight white	7 LM
G011023-WHLD	White Masthead Light 225°	2 NM	6 pcs daylight white	67 LM
G011024-WHLD	White Stern Light 135°	2 NM	6 pcs warm white	55 LM
G011025-WHLD	Bi-Color Bow Light 225°	2 NM	6 pcs warm white	11 LM
G011021-LD	Green Starboard Light 112.5°	1 NM	6 pcs warm white	8 LM
G011022-LD	Red Port Light 112.5°	1 NM	6 pcs daylight white	7 LM
G011023-LD	White Masthead Light 225°	2 NM	6 pcs daylight white	67 LM
G011024-LD	White Stern Light 135°	2 NM	6 pcs warm white	55 LM
G011025-LD	Bi-Color Bow Light 225°	2 NM	6 pcs warm white	11 LM



LED NAVIGATION LIGHT 12VDC 0.54W

Made of Plastic and S.S.304. For boats up to 39.4ft (12m) . Housing: WHLD-White / LD-Black
5Φ LED with colored lens . Bi-color light 0.8W. IP 66.




P/N	Description	Visibility	LED (SMD 5050)	Lumen
G011011-LD	Green Starboard Light 112.5°	1 NM	9 pcs green	10 LM
G011012-LD	Red Port Light 112.5°	1 NM	9 pcs red	11 LM
G011013-LD	White Masthead Light 225°	2 NM	9 pcs white	98 LM
G011014-LD	White Stern Light 135°	2 NM	9 pcs white	53 LM
G011015-LD	Bi-Color Bow Light 225°	2 NM	6 pcs green + 6 pcs red	10 LM
G011011-WHLD	Green Starboard Light 112.5°	1 NM	9 pcs green	10 LM
G011012-WHLD	Red Port Light 112.5°	1 NM	9 pcs red	11 LM
G011013-WHLD	White Masthead Light 225°	2 NM	9 pcs white	98 LM
G011014-WHLD	White Stern Light 135°	2 NM	9 pcs white	53 LM
G011015-WHLD	Bi-Color Bow Light 225°	2 NM	6 pcs green + 6 pcs red	10 LM



NAVIGATION LIGHT 12VDC 1.5W

Made of S.S.316 and PC base. For boats up to 39.4ft(12m).
Horizontal mount. Warm White LED in colored lenses. Wattage: Bi-color light 2.2W. IP 66.

P/N	Description	Visibility	LED (SMD 2835)	Lumen
G011090 (pair)	Green Starboard Light 112.5°	1 NM	8 pcs warm white	11 LM
	Red Port Light 112.5°	1 NM	8 pcs warm white	5 LM
G011095	Bi-Color Bow Light 225°	2 NM	12 pcs warm white	11 LM



LED NAVIGATION SIDELIGHT 112.5° 1NM

Made of Plastic. For boats up to 39.4ft(12m). IP 66. Vertical mount.

P/N	Housing	Description	Voltage Wattage	LED (5 Φ)	Lumen
G011003	Black	Green Starboard Light Red Port Light	12 VDC/0.8W	12 pcs green 12 pcs red	56 LM 19 LM
G011004	Black	Green Starboard Light Red Port Light	12 VDC/0.8W	12 pcs green 12 pcs red	38 LM 12 LM
G011005-WH	White	Green Starboard Light Red Port Light	12-24 VDC/ 2W	15 pcs white 15 pcs white	16 LM 10 LM
G011005-CP	Black	Green Starboard Light Red Port Light	12-24 VDC/ 2W	15 pcs white 15 pcs white	16 LM 10 LM



LED NAVIGATION LIGHT 12VDC 1NM

Made of Stainless Steel. For boats up to 39.4ft (12m). IP66.Horizontal mount .
Red and Green LED in clear lenses .


P/N	Wattage	Description	LED	Lumen
G011006(pair)	1W	Green Starboard Light 112.5°	2 pcs green	90 LM
	1W	Red Port Light 112.5°	2 pcs red	33 LM
G011007	2W	Bi-Color Bow Light 225°	2 pcs green+2 pcs red	110 LM



LED NAVIGATION LIGHT 12VDC 2NM

Made of Stainless Steel. For boats up to 69.6ft (20m). IP66.Horizontal mount .
Red and Green LED in clear lenses .


P/N	Wattage	Description	LED	Lumen
G011200(pair)	1.7W	Green starboard light 112.5°	2 pcs green	90 LM
	1.7W	Red Port light 112.5°	2 pcs red	33 LM
G011205	3.4W	Bi-Color bow light 225°	2 pcs green+2 pcs red	110 LM



BI-COLOR BOW LIGHT 12VDC 225°

For boats up to 39.4 ft (12m).IP65. Surface mount .Colored lens .

P/N	Material	Bulb Type	Visibility	Voltage Wattage	Lumen
G011072	Chrome-plated zinc	LED (12 pcs 5 Φ)	1NM	12 VDC / 0.7W	5 LM
G011073	Stainless Steel	LED (24 pcs "2835")	2NM	10-30 VDC / 2W	50 LM



STERN LIGHT 12VDC 2.2W 2 NM

Made of 304 Stainless Steel. For boats up to 65.6 ft (20m). IP66.

P/N	Description	Bulb Type	Color	Lumen
G011053	Round Stern Light 135°	LED (6 pcs SMD 2835)	Cool White	147 LM
G011053W	Round Stern Light 135°	LED (6 pcs SMD 2835)	Warm White	147 LM
G011055	Round Stern Light 135°	LED (6 pcs SMD 2835)	Bule	35 LM
G011062	Rectangle Stern Light 135°	LED (6 pcs SMD 2835)	Cool White	170 LM



LED ALL-ROUND LIGHT 12VDC 1.5W 2NM

Made of Plastic and Stainless Steel. For boats up to 65.6ft (20m) . IP 65.
Color Temperature: Daylight White 4000-4500K Angle: 360 ° Lumen:78 LM

P/N	Telescopic	Overall Length	Certificate
G011189-4	Fixed mount	4" (106 mm)	USCG 2NM
G011189-7	Fixed mount	7-1/2" (186 mm)	USCG 2NM
G011289-9N	Adjustable mount	9-1/2" (241 mm)	USCG 2NM
G011289-25N	Adjustable mount	25" (635 mm)	USCG 2NM
G011589-24	Plug-in mount	24" (593 mm)	USCG 2NM
G011589-24 B	Plug-in with base	24" (593 mm)	USCG 2NM
G011689	Plug-in mount	28-1/4" -- 50-1/2"	USCG 2NM
(Telescopic Aluminum Pole)		(718-1283 mm)	

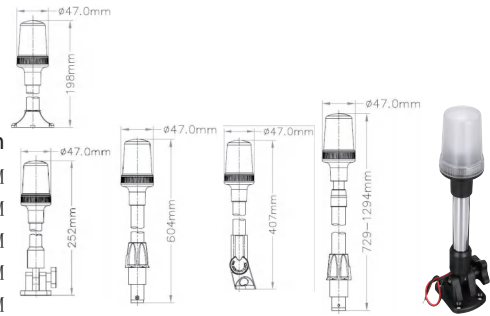


LED ALL-ROUND LIGHT SERIES 12-24VDC

Made of Plastic and Stainless Steel. For boats up to 65.6ft (20m) .

IP 65. Wattage:2.5W Bulb Type :LED

P/N	Base	Height	Base color	Lumen
G011180	Fixed mount	8" (198 mm)	Black	250 LM
G011280	Adjustable mount	10" (252 mm)	Black	250 LM
G011280-25	Adjustable mount	25" (635 mm)	Black	250 LM
G011380	Adjustable mount	16" (407 mm)	Black	250 LM
G011580	Plug-in mount	24" (604 mm)	Black	250 LM



LED BI-COLOR LIGHT 12VDC 1.5W

Made of Plastic and Stainless Steel. For boats up to 39.4ft (12m) . IP 65.

Color Temperature: Daylight White 4000-4500K

P/N	Bulb Type	Base	Height	Base color	Lumen
G011502	LED	Plug-in mount	12" (306 mm)	Black	15 LM
G011512	LED	Fixed mount	4" (99 mm)	Black	15 LM
G011512-WH	LED	Fixed mount	4" (99 mm)	White	15 LM



LED NAVIGATION SIDELIGHT 12VDC 1W

Made of 304 Stainless Steel. For boats up to 39.4 ft (12m). IP66.

LED(SMD 5050):3 pcs green Flush mount . Colored LED in clear lens .

P/N	Type	Angle	Visibility	Lumen
G011002 (Pair)	Green Starboard light	112.5°	1NM	62 LM
	Red Port light	112.5°	1NM	19 LM



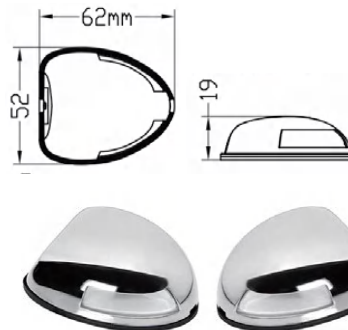
LED NAVIGATION LIGHT

IP 66 For use on boats up to 39.4 ft (12m)

Wattage: 1W Voltage: DC 10-30V

Material: Stainless Steel 316 Horizontal Surface mount

P/N	Type	Angle	Visibility
E011070	Green Starboard light	112.5°	1NM
	Red Port light	112.5°	1NM
E011075	Bi-Color Bow light	225°	1NM



LED ALL-ROUND LIGHT SERIES 12-24VDC

Made of Plastic and Stainless Steel. For boats up to 65.6ft (20m). IP 65.

Color Temperature: Daylight White 4000-4500K Wattage:2.5 W Lumen:250 LM

P/N	Base color	Base	Height
G011042	Black	Fixed mount	1-3/4" (71 mm)
G011142	Black	Fixed mount	4-7/8" (124 mm)
G011142-WH	White	Fixed mount	4-7/8" (124 mm)
G011142-12	Black	Adjustable mount	12-1/2" (318 mm)
G011242-9	Black	Adjustable mount	9-1/2" (248 mm)
G011242-25	Black	Adjustable mount	25" (642 mm)
G011342-16	Black	Plug-in mount	16" (403 mm)
G011542-24	Black	Plug-in mount	24" (600 mm)
G011542-36	Black	Plug-in mount	36" (905 mm)



LED ALL-ROUND LIGHT SERIES 12-24VDC

Made of Plastic and Stainless Steel. For boats up to 65.6ft (20m). IP 65 Lumen: 250 LM
Color Temperature: Daylight White 4000-4500K. Wattage:2.5W Base color: Black

P/N	Base	Height
G011162-D	Fixed mount	4-7/8" (124 mm)
G011262-D	Adjustable mount	9-1/2" (248 mm)
G011262	Adjustable mount	9-1/2" (248 mm)
G011362	Plug-in mount	16" (403 mm)
G011562	Plug-in mount	24" (600 mm)
G011662	Adjustable mount	28-1/4"~50-1/2" (718-1283 mm)

(Telescopic Aluminum Pole)



TRI-COLOR LIGHT 12-24VDC 2 NM 2.5W

Made of Stainless Steel Tube. For boats up to 65.6ft (20m)
Angle:360° Overall Length : 241 mm Lumen: 250 LM Bulb Type:LED

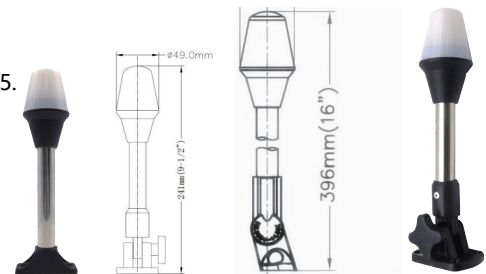
P/N	Mount Base	color
G011082-LD	Adjustable	White
G011083-LD	Adjustable	Red + Green + White



ALL-ROUND LIGHT 12-24VDC 2.5W

Made of Plastic and Stainless Steel. For boats up to 65.6ft (20m). Lumen: 206 LM
Color Temperature: Daylight White 4000-4500K Bulb Type:LED Base color:Black IP 65.

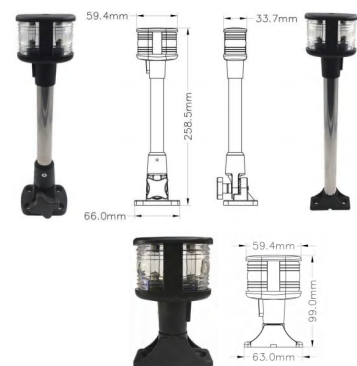
P/N	Base	Height
G011081-LD	Fixed mount	9" (318 mm)
G011181-LD	Adjustable mount	9-1/2" (248 mm)
G011381-LD	Plug-in mount	16" (403 mm)
G011581-LD	Adjustable mount	24" (600 mm)



ALL-ROUND AND MASTHEAD LIGHT 2NM

Made of Stainless Steel Tube. For boats up to 39.4 ft (12m). Angle:225/360° Voltage : 12 VDC

P/N	Bulb Type	Base	Height	Wattage	Lumen
G011185	Tungsten lamp	Fixed mount	4" (99 mm)	8 W × 2	/
G011185D	LED	Fixed mount	12" (293 mm)	3.1 W	186 LM
G011185L	Tungsten lamp	Fixed mount	12" (293 mm)	8 W × 2	/
G011185LD	LED	Fixed mount	10" (259 mm)	3.1 W	186 LM
G011186	Tungsten lamp	Adjustable mount	10" (259 mm)	8 W × 2	/
G011186D	LED	Adjustable mount	4" (99 mm)	3.1 W	186 LM



LED UNDERWATER LIGHT 12W

High quality S.S.316 under water light are designed to be internal driver, easy to installed on the boat surface. LED Power : 6 × 3 W Water Proof Level: IP68
Cover Material: S.S.316 polished Working Voltage: 10-30 VDC
Mount Type: Surface mount Diameter: 3"-2/3"(92.8mm) Viewing Angle: 90°

P/N	LED Lumen	Color	Color Temperature	Effective Lumen
G019018	6 × 170 LM	White	5500-6300 K	590 LM
G019019	6 × 35 LM	Bule	/	125 LM



LED MULTI-COLOR UNDERWATER LIGHT

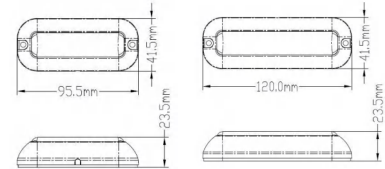
Working Voltage: 12-24 VDC. Water Proof Level: IP68. Cover Material: S.S.316 polished.
Viewing Angle : 90° Mount Type: Surface mount. Diameter: 3"-2/3" (92.8mm).
RF remote control (433 MHz)/ switch control. RGBW+7 MUTI-colors.
4 type mode. Unlimited number of lamps change color at the same time.



P/N	Type	LED Lumen	LED Type	LED power
G019021	Muti-Color	R:180LM, G:480LM, B:102LM, W:540LM	4×1W RGBW LED	6×4W
G019021-C	Main Controller	/	/	/
G019021-C1	Vice Controller	/	/	/

LED UNDERWATER LIGHT 90°

High quality under water light are designed to be internal driver, easy to installed on the boat surface. Working Voltage: 10-30 VDC
Cover Material: S.S.316 polished Mount Type: Surface mount Water Proof Level: IP68

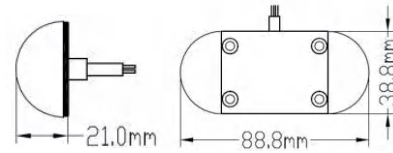


P/N	Color	LED Power	Output (W)	LED Lumen	Length Inch/Meter	Effective Lumen
G019001	White	27×0.2 W	3.6 W	27×24 LM	3-5/6" (95.5 mm)	343 LM
G019002	Blue	27×0.2 W	3.6 W	27×6 LM	3-5/6" (95.5 mm)	74 LM
G019003	White	27×0.2 W	3.6 W	27×23 LM	3-5/6" (95.5 mm)	340 LM
G019002-WB	Blue	27×0.2 W×2			3-5/6" (95.5 mm)	
G019004	Green	39×0.2 W	5.2 W	39×190 LM	4-3/4" (120 mm)	710 LM
G019005	White+Blue	39×0.2 W	5.2 W	39×35 LM	4-3/4" (120 mm)	159 LM



LED UNDERWATER LIGHT 60°

Working Voltage: 12 VDC Water Proof Level: IP68 Mount Type: Surface mount
Housing Material : PC Length Inch/Meter : 3-1/2" (89 mm) Housing Material: PC



P/N	Color	LED Power	Output (W)	LED Lumen	Effective Lumen
G018005-WH	White	6 × 0.2 W	1.1 W	6 × 24 LM	98 LM
G018005-BU	Blue	6 × 0.2 W	1.1 W	6 × 6 LM	18 LM




LED TRIM TABTRASOM UNDERWATER LIGHT BAR

High quality under water light are designed to be internal driver, easy to installed on the boat surface.

Working Voltage: 12-24 VDC Water Proof Level: IP68 Mount Type: Surface mount
Length Inch/Meter : 9-5/6" (250 mm) Housing Material : PC Viewing Angle: 30°

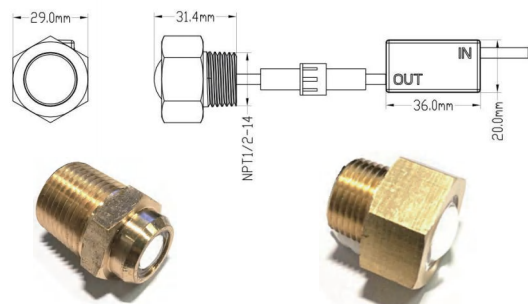
P/N	Color	LED Power	Output (W)	LED Lumen	Effective Lumen
G019007	one pair white	21 × 0.2 W	2.4 W	21 × 24 LM	314 LM
G019008	one pair blue	21 × 0.2 W	2.4 W	21 × 6 LM	62 LM



LED MULTI-COLOR UNDERWATER LIGHT

Working Voltage: 12 VDC Water Proof Level: IP68 Mount Type: Plug mount
Material : Brass Thread Inch : 1/2"NPT


P/N	Color	LED Power	Output (W)	Effective Lumen	Voltage	Viewig Angle
G019011	White	2 × 0.5 W	0.4 W	16 LM	12 VDC	60°
G019012	Blue	2 × 0.5 W	0.4 W	3 LM	12 VDC	60°
G019014	White	1 × 7 W	6 W	538 LM	10 - 30 VDC	75°
G019015	Blue	1 × 7 W	6 W	97 LM	10 - 30 VDC	75°



LED OBLONG COURTESY LIGHT 12VDC

Made of S.S.316 and PC base. Wattage : 0.5 W. Flush mount
Protection grade : I P 67 LED Power: 3 × 0.2 W

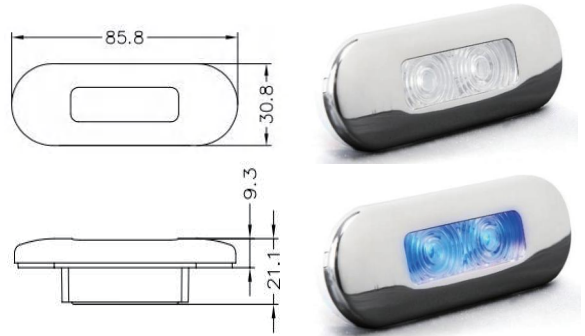
P/N	Color & Color Temperature	Effective Lumen
G013106-CWH	Cool White (5500-6300 k)	32 LM
G013106-BU	Warm White (2900-3200 k)	5 LM
G013106-WH	Bule	32 LM



LED COURTESY LIGHT

Made of S.S.304. Working Voltage: 12 VDC Protection grade : I P 67
Wattage : 0.36 W. Mount Type: Flush mount . LED Power: 2 × 0.2 W

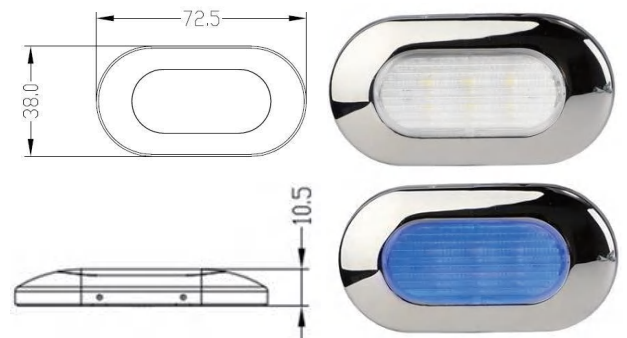
P/N	Material	Color & Color Temperature	Effective Lumen
G013041C	PC	Cool White (5500-6300 k)	12.5 LM
G013042	PC	Bule	2 LM
G013044C	PC+S. S. 304	Cool White (5500-6300 k)	11 LM
G013045	PC+S. S. 304	Bule	2 LM



LED COURTESY LIGHT

Working Voltage: 12 VDC Mount Type: Surface mount . Wattage : 1.2 W.
Made of S.S.304 and PC Protection Grade : IP 67.

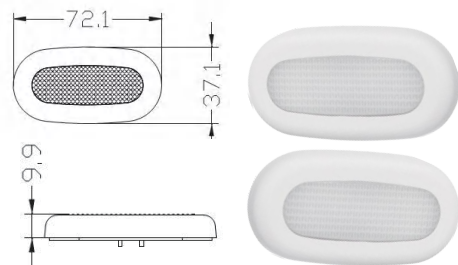
P/N	Color & Color Temperature	LED Power	Effective Lumen
G012081	Cool White (5500-6300 k)	6 × 0.2 W	83 LM
G012082	Bule	6 × 0.2 W	22 LM



LED COURTESY LIGHT

Working Voltage: 12 VDC Mount Type: Surface mount . LED:5 PCS
Wattage : 0.5 W. Material : PC Protection Grade : IP 65

P/N	Color & Color Temperature	LED	Effective Lumen
G013051	Warm White (2900-3200 k)	5 PCS	38 LM
G013052	Blue	5 PCS	12 LM



LED COURTESY LIGHT

Working Voltage: 12 VDC Mount Type: Flush mount . Wattage : 0.5 W.
Material : PC Protection Grade : IP 67 LED Power: 3 × 0.2 W

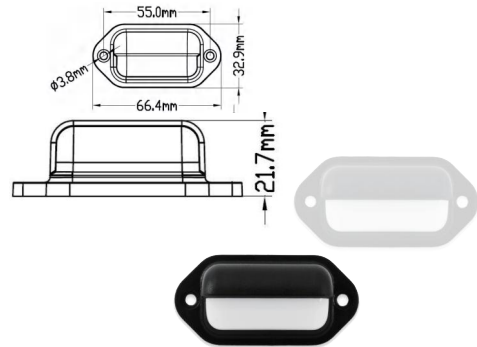
P/N	Housing Color	Color & Color Temperature	Effective Lumen
G013106-CWHW	White	Cool White (5500-6300 k)	32 LM
G013106-BUW	White	Warm White (2900-3200 k)	5 LM
G013106-CWHB	White	Bule	32 LM
G013106-WHW	Black	Cool White (5500-6300 k)	32 LM
G013106-WHB	Black	Warm White (2900-3200 k)	32 LM
G013106-BUB	Black	Bule	5 LM



LED LICENSE/COURTESY LIGHT

Working Voltage: 12 VDC Mount Type: Flush mount . Wattage : 0.6 W.
Material : PC Protection Grade : IP 67 LED Power: 3 × 0.2 W.

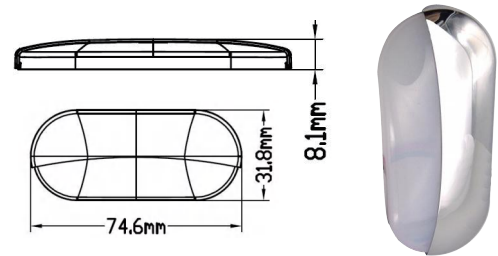
P/N	Housing Color	Color & Color Temperature	Effective Lumen	lens
G013108-WH	White	Cool White (5500-6300 k)	46 LM	White
G013118-WH	White	Bule	7 LM	White
G013008-BK	Black	Cool White (5500-6300 k)	46 LM	Clear
G013108-BK	Black	Bule	7 LM	White
G013118-BK	Black	Cool White (5500-6300 k)	46 LM	White



LED COURTESY LIGHT

Voltage: 12 VDC Mount Type: Flush mount . Wattage : 0.4 W.
Material:PC+Stainless Steel Protection Grade : IP 67. LED Power: 4 × 0.2 W

P/N	Housing Color	Color & Color Temperature	Effective Lumen
G013107-WH	White Cool	White (5500-6300 k)	18 LM



LED COURTESY LIGHT

Working Voltage: 12 VDC Mount Type: flush mount .
Wattage : 0.2 W. Material : PC Protection Grade : IP 68

P/N	Color & Color Temperature	Effective Lumen
G013011	Cool White (5500-6300 k)	12.5 LM
G013012	Blue	2 LM
G013021	Cool White (5500-6300 k)	11 LM
G013023	Blue	2 LM



LED COURTESY LIGHT

Working Voltage: 12 VDC Mount Type: Flush mount . Wattage : 0.21 W.
Material : PC Plating Protection Grade : Splashproof LED Power: 1 × 0.2 W

P/N	Color & Color Temperature	Effective Lumen
G013101	Cool White (5500-6300 k)	2 LM



LED CEILING LIGHT

Working Voltage: 12 VDC . Mount Type: Flush mount IP Rating: IP66.
LED Power: 3 × 0.2 W. Wattage : 0.5 W.

P/N	Material	Color & Color Temperature	Effective Lumen
G013031	PC	Cool White (5500-6300 k)	45 LM
G013033	PC	Bule	8 LM
G013034	PC+S. S. 304	Cool White (5500-6300 k)	45 LM
G013035	PC+S. S. 304	Bule	8 LM



LED CEILING LIGHT

Working Voltage: 12 VDC Mount Type: Surface mount . Wattage : 1 W.
LED Power: 6 × 0.2 W. Protection Grade : IP 67


P/N	Material	Color & Color Temperature	Effective Lumen
G012071	PC+S. S. 304	Cool White (5500-6300 k)	95 LM
G012072	PC+S. S. 304	Blue	13 LM



LED CEILING LIGHT

Working Voltage: 12 VDC . Wattage: 1 W. Mount Type: Flush mount
IP Rating: IP66. LED Power: 6 × 0.2 W.

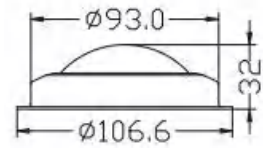
P/N	Material	Color & Color Temperature	Effective Lumen
G012041C	PC	Cool White (5500-6300 k)	75 LM
G012041	PC	Warm White (2900-3200 k)	8 LM
G012042	PC	Blue	75 LM
G012044C	PC+ Stainless Steel	Cool White (5500-6300 k)	75 LM
G012044	PC+ Stainless Steel	Warm White (2900-3200 k)	75 LM
G012045	PC+ Stainless Steel	Blue	15 LM



LED CEILING LIGHT

Working Voltage: 12 VDC Mount Type: Surface mount .
Wattage : 3.6 W. LED 2835" : 20 × 0.2 W

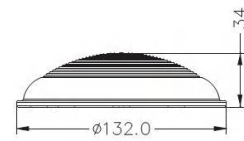
P/N	Housing Material	Color & Color Temperature	Effective Lumen	Lens
G012013	Brass	White (5500-6300 k)	260 LM	3 inch
G012023	S. S. 304	White (5500-6300 k)	272 LM	3 inch
G012024	Brass	White (5500-6300 k)	260 LM	4 inch
G012014	S. S. 304	White (5500-6300 k)	272 LM	4 inch
G012024WR30	S. S. 304	Red / White (5500-6300 k)	272 LM	4 inch
G012033	Brass	White (5500-6300 k)	268 LM	5 inch
G012034	S. S. 304	White (5500-6300 k)	268 LM	5 inch



LED CEILING LIGHT

Working Voltage: 8-30 VDC Mount Type: Surface mount .
Wattage : 3.1 W. LED "2835" : 20 PCS

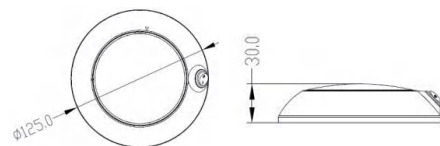
P/N	Housing Material	Color & Color Temperature	Effective Lumen	Lens
G012025	S. S. 304	White (5500-6300k)	98 LM	4 inch



LED CEILING LIGHT

Working Voltage: 12 VDC Mount Type: Surface mount .
Wattage : 4.4 W. LED "2835" : 24 PCS.

P/N	Housing Material	Color & Color Temperature	Effective Lumen	Lens
G012052	PC	Warm White (2900-3200 k)	328 LM	4 inch



LED CEILING LIGHT

Working Voltage: 10-30 VDC . Wattage: 6 W. Mount Type: Surface mount LED : 42 × 0.2 W.

P/N	Housing Material	Color & Color Temperature	Diameter
G012008	PC	Warm White (2900-3200 k)	127mm/5"
G012008-C	PC	Cool White (5800-6300 k)	127mm/5"
G012008-02	PC	Warm White (2900-3200 k)	102mm/4"
G012008-02C	PC	Cool White (5800-6300 k)	102mm/4"



LED CEILING LIGHT

Working Voltage: 8-30 VDC Mount Type: Surface mount . Wattage : 3 W. LED : 1 × 3 W

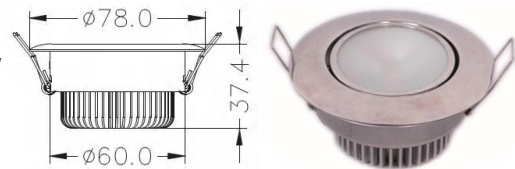
P/N	Housing Material	Color & Color Temperature	Effective Lumen
G018001	Stainless Steel	RGBW (White 5500-6300k)	White:83 LM Red:32 LM Green:74 LM Blue:17 LM



LED CEILING LIGHT

Working Voltage: 8-30 VDC Mount Type: Surface mount . Wattage : 3 W

P/N	Color Temperature	Material
G012001	Warm White (2800-3000k)	Stainless Steel



LED STRIP LIGHT 12VDC

Working Voltage: 12 VDC Mount Type: Surface mount . Wattage : 3 W. . LED "5050" : 18 PCS


P/N	Housing Material	Color & Color Temperature	IP Rating	Length
G014052	Aluminum	Warm White (2900-3200 k)	IP 67	300 mm



LED STRIP LIGHT 12VDC

Working Voltage: 12 VDC . Wattage: 1 W. Housing Material:PC
Mount Type: Flush mount IP Rating : IP 67.


P/N	Color & Color Temperature	LED "2835"	Effective Lumen	Wattage
G014031	White (5500-6300 k)	6 × 0.2 W	73 LM	1.2 W
G014032	Bule	6 × 0.2 W	12 LM	1.2 W
G014033	Bule	15 × 0.2 W	55 LM	3 W
G014034	White (5500-6300 k)	15 × 0.2 W	202 LM	3 W



LED STRIP LIGHT 12 VDC

Working Voltage: 12 VDC . Wattage: 1 W. Housing Material:PC
Mount Type: Surface mount IP Rating : IP 67 .

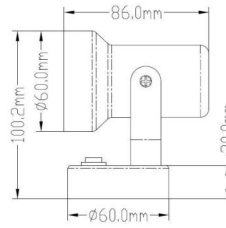
P/N	Color & Color Temperature	LED "2835"	Effective Lumen	Wattage
G014041	White (5500-6300 k)	6 × 0.2 W	73 LM	1.2 W
G014042	Bule	6 × 0.2 W	12 LM	1.2 W
G014043	Bule	15 × 0.2 W	55 LM	3 W
G014044	White (5500-6300 k)	15 × 0.2 W	231 LM	3 W



LED READING LIGHT 12 VDC

Working Voltage: 12 VDC Mount Type: Surface mount .
Wattage : 3.1 W. Housing Material:Stainless Steel

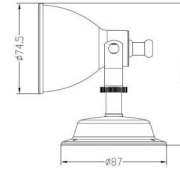
P/N	Color & Color Temperature	LED "2835"	Effective Lumen
G015001	Warm White (2900-3200 k)	16 PCS	102 LM
G015002	Warm White (2900-3200 k)	16 PCS	102 LM



LED BRASS READING LIGHT 12VDC

Working Voltage: 12 VDC Mount Type: Surface mount . Wattage : 0.5 W. LED "5050" : 18 PCS.

P/N	Housing Material	Color & Color Temperature	LED "Φ5"	Effective Lumen
G015011	Brass Lacquered	Warm White (2900-3200 k)	12 PCS	26 LM

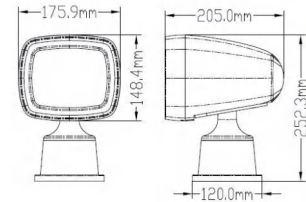


LED SPOT LIGHT

High quality LEDs for maximum light output and energy efficiency.
Perfect beams of light to eliminate dark spot. Extremely bright.

Effective Wattage: 27W Housing Material:PC Working Voltage: 10-30 VDC. LED Wattage: 60 W
Mount Type: Surface mount . Rotation: 355°& E 70° 50M distance RF remote control IP Rating: Ip65

P/N	Color & Color Temperature	LED	Effective Lumen	Viewig Angle
G016001	White (5500-6300 k)	12 × 5 W	1600 LM	8°

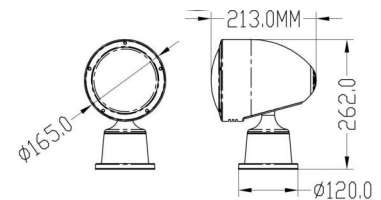


LED SPOT LIGHT 8-30 VDC

High quality LEDs for maximum light output and energy efficiency.
Perfect beams of light to eliminate dark spot. Extremely bright.

Working Voltage: 10-30 VDC. LED Wattage: 45 W Effective Wattage: 21 W Housing Material:PC
Mount Type: Surface mount . Rotation: 355°& E 70°50M distance RF remote control IP Rating: IP65

P/N	Color & Color Temperature	LED	Effective Lumen	Viewig Angle
G016002	White (5500-6300 k)	9 × 5 W	1600 LM	8°



LED DECK LIGHT 10-30 VDC

LG High quality LEDs for maximum light output and energy efficiency.
 Working Voltage: 10-30 VDC IP Rating: IP68
 LED Wattage: 18 W. Mount Type: Bracket mount
 Effective Wattage: 14 W. Housing Material: Aluminum

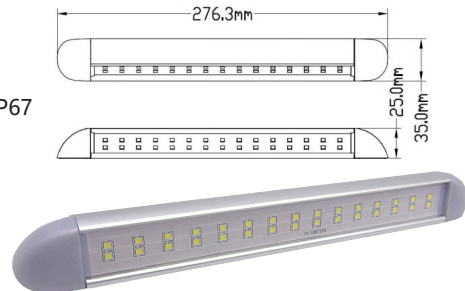
P/N	Color & Color Temperature	LED	Effective Lumen	Viewig Angle
G013001	White (5500-6300 k)	6 × 3 W	1003 LM	40°



LED CARAVAN LIGHT 10-30 VDC

LED Wattage: 6 W. Effective Wattage: 3.3 W. Voltage: 10-30VDC IP Rating: IP67

P/N	Housing Material	Color & Color Temperature	Effective Lumen
G021001	Aluminum	White (6300 k)	30 X 0.2 W



LED NAVIGATION LIGHT

IP 66 For use on boats up to 65.6 ft (20m)
 Wattage: E011026:1W*2 E011027:2W Voltage: 12VDC
 Material: PC/Stainless Steel 316 Horizontal mount

P/N	Type	Angle	Visibility
E011026	Green Starboard light, Red Port light	112.5°	2NM
E011026-SS	Green Starboard light, Red Port light	112.5°	2NM
E011027	Bi-Color Bow light	225°	2NM
E011027-SS	Bi-Color Bow light	225°	2NM



MASTHEAD ALL-ROUND WHITE LIGHT

Made of 304 Stainless Steel and spare bulb
 fixed mount 360 degree clear lens

P/N	Description	Size	Color
G090000	12V, 8W	1-1/2"H*2-5/16"D	White



LED REPLACE BULB

LED Wattage: 6.6 W. Effective Wattage: 2.5 W.
 Voltage: 10-24VDC Size: Overall length 50mm Material: PC+Ceramic

P/N	Color&Color Temperature	LED	Type
G001174-NWH	White (4500 k)	33 PCS X 0.2	WBA15D parallel double contacts



REMOVABLE LED ALL-ROUND STERN LIGHT

Made of Casting Base and Stainless Steel Tubing. Wattage: 8 W. Voltage: 12 VDC

P/N	Length
G120200	9"



LED NAVIGATION LIGHT

Made of 304 Stainless Steel

P/N	Description	Color
G100101	1. 2w, 8-30v	Red
G100102	1. 2w, 8-30v	Green



LED NAVIGATION LIGHT 12-24VDC

Made of Nylon

P/N	Color
G100103	White
G100104	Black



NAVIGATION LIGHT BI-COLOUR

Made of 304 stainless steel

P/N	Width	Length	Bulb
G060100	2-1/2"	3-1/4"	12V 8W
G060200	2-1/2"	3-1/4"	LED



LED SPOT LIGHT

Made of cast aluminum

8 super LED's maximum illumination 12V 8W

P/N	Width	Length
G070100	4-1/3"	4"



50W LED SEARCHLIGHT WITH REMOTE CONTROL

P/N	Color
G020090B	Black
G020090W	White



LED FISHING LIGHT

P/N	Color
G300101	White
G300102	Green
G300103	Bule



NAVIGATION LIGHT 12V/24V

Material: ABS plastic


P/N	Housing	Lens color	Size
G711712W-Bulb	White	Red/Green (Pair)	89*57*36mm
G711712W-LED	White	Red/Green (Pair)	89*57*36mm
G711712B-Bulb	Black	Red/Green (Pair)	89*57*36mm
G711712B-LED	Black	Red/Green (Pair)	89*57*36mm



ALL ROUND LIGHT 12V/24V

Material:ABS plastic Angles:360°

P/N	Housing	Lens color	Size
G000705W-Bulb	White	Red	D:70*80MM
G000705B-Bulb	Black	Red	D:70*80MM
G000705W-LED	White	Red	D:70*80MM
G000705B-LED	Black	Red	D:70*80MM
G000706W-Bulb	White	Green	D:70*80MM
G000706B-Bulb	Black	Green	D:70*80MM
G000706W-LED	White	Green	D:70*80MM
G000706B-LED	Black	Green	D:70*80MM
G000905W-Bulb	White	Red	D:92*108MM
G000905B-Bulb	Black	Red	D:92*108MM
G000905W-LED	White	Red	D:92*108MM
G000905B-LED	Black	Red	D:92*108MM
G000906W-Bulb	White	Green	D:92*108MM
G000906B-Bulb	Black	Green	D:92*108MM
G000906W-LED	White	Green	D:92*108MM
G000906B-LED	Black	Green	D:92*108MM
G000707W-Bulb	White	Transparent	D:70*80MM
G000707B-Bulb	Black	Transparent	D:70*80MM
G000707W-LED	White	Transparent	D:70*80MM
G000707B-LED	Black	Transparent	D:70*80MM
G000907W-Bulb	White	Transparent	D:92*108MM
G000907B-Bulb	Black	Transparent	D:92*108MM
G000907W-LED	White	Transparent	D:92*108MM
G000907B-LED	Black	Transparent	D:92*108MM



NAVIGATION LIGHT 12V/24V

Material:ABS plastic Angles:112.5°

P/N	Housing	Lens color	Size
G000701W-Bulb	White	Red	D:70*80MM
G000701B-Bulb	Black	Red	D:70*80MM
G000701W-LED	White	Red	D:70*80MM
G000701B-LED	Black	Red	D:70*80MM
G000702W-Bulb	White	Green	D:70*80MM
G000702B-Bulb	Black	Green	D:70*80MM
G000702W-LED	White	Green	D:70*80MM
G000702B-LED	Black	Green	D:70*80MM
G000901W-Bulb	White	Red	D:92*108MM
G000901B-Bulb	Black	Red	D:92*108MM
G000901W-LED	White	Red	D:92*108MM
G000901B-LED	Black	Red	D:92*108MM
G000902W-Bulb	White	Green	D:92*108MM
G000902B-Bulb	Black	Green	D:92*108MM
G000902W-LED	White	Green	D:92*108MM
G000902B-LED	Black	Green	D:92*108MM



STERN LIGHT 12V/24V

Material:ABS plastic


P/N	Housing	Lens color	Angles	Size
G000704W-Bulb	White	Transparent	135°	D:70*80MM
G000704B-Bulb	Black	Transparent	135°	D:70*80MM
G000704W-LED	White	Transparent	135°	D:70*80MM
G000704B-LED	Black	Transparent	135°	D:70*80MM
G000904W-Bulb	White	Transparent	135°	D:92*108MM
G000904B-Bulb	Black	Transparent	135°	D:92*108MM
G000904W-LED	White	Transparent	135°	D:92*108MM
G000904B-LED	Black	Transparent	135°	D:92*108MM



MASTERHEAD LIGHT 12V/24V

Material:ABS plastic

P/N	Housing	Lens color	Angles	Size
G000703W-Bulb	White	Transparent	225°	D:70*80MM
G000703B-Bulb	Black	Transparent	225°	D:70*80MM
G000703W-LED	White	Transparent	225°	D:70*80MM
G000703B-LED	Black	Transparent	225°	D:70*80MM
G000903W-Bulb	White	Transparent	225°	D:92*108MM
G000903B-Bulb	Black	Transparent	225°	D:92*108MM
G000903W-LED	White	Transparent	225°	D:92*108MM
G000903B-LED	Black	Transparent	225°	D:92*108MM



NAVIGATION LIGHT 12V/24V

Material:ABS plastic

P/N	Housing	Lens color	Angles	Size
G000841-Bulb	Grey	Red	112.5°	D: 123*146mm
G000841-LED	Grey	Red	112.5°	D: 123*146mm
G000842-Bulb	Grey	Green	112.5°	D: 123*146mm
G000842-LED	Grey	Green	112.5°	D: 123*146mm



ALL ROUND LIGHT 12V/24V

Material:ABS plastic

P/N	Housing	Lens color	Angles	Size
G000845-Bulb	Grey	Red	360°	D: 123*146mm
G000845-LED	Grey	Red	360°	D: 123*146mm
G000846-Bulb	Grey	Green	360°	D: 123*146mm
G000846-LED	Grey	Green	360°	D: 123*146mm
G000848-Bulb	Grey	Transparent	360°	D: 123*146mm
G000848-LED	Grey	Transparent	360°	D: 123*146mm



MASTERHEAD/STERN LIGHT 12V/24V

Material:ABS plastic Size:D:123*146mm Housing:Grey

P/N	Description	Lens color	Angles
G000843-Bulb	Masterhead Light	Transparent	225°
G000843-LED	Stern Light	Transparent	225°
G000844-Bulb	Masterhead Light	Transparent	135°
G000844-LED	Stern Light	Transparent	135°



LED NAVIGATION LIGHT 12V/24V

Material:ABS plastic,Housing:White

P/N	Description	Lens color	Angles	Size
G008610	port light	Red	112.5°	D: 100*75mm
G008611	starboard light	Green	112.5°	D: 100*75mm
G008618	Red all round light	Red	360°	D: 100*75mm
G008620	Green all round light	Green	360°	D: 100*75mm
G008622	White all round light	White	360°	D: 100*75mm



LED MASTERHEAD/STERN LIGHT 12V/24V

Material:ABS plastic Size:D:100*75mm

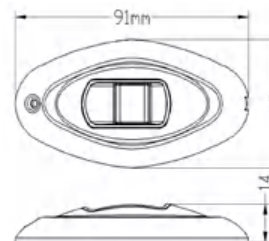
P/N	Description	Housing	Lens color	Angles
G008614	Masthead light	White	Transparent	225°
G008616	Stern light	White	Transparent	135°



LED NAVIGATION LIGHT 12VDC

IP 67 Angle:112.5° For use on boats up to 39.4 ft (12m)
Wattage: 1W Voltage: DC 12V Material: Stainless Steel 316

P/N	Type	Visibility
E011028-SS	Green Starboard light	1NM
	Red Port light	1NM



NAVIGATION LIGHT 12V/24V

Material:ABS plastic


P/N	Housing	Lens color	Size
G000708W-Bulb	White	Green	135*60*47mm
G000708B-Bulb	Black	Green	135*60*47mm
G000709W-LED	White	Red	135*60*47mm
G000709B-LED	Black	Red	135*60*47mm



DOUBLE SIGNAL LIGHT

Lamp holder: B15d, Cable O.D: 8mm Weight: 2.3KG IP56

P/N	Description	Angels	Lens color	Bulb
GCXH1-20S	Double deck starboard light	112.5°	Green	24V/2*30W
GCXH2-20S	Double deck port light	112.5°	Red	24V/2*30W
GCXH3-20S	Double deck masthead light	225°	Transparent	24V/2*30W
GCXH4-20S-T	Double deck stern light	135°	Transparent	24V/2*30W
GCXH6-20S-Y	Double deck all round light	135°	Yellow	24V/2*30W
GCXH6-20S-R	Double Deck Red all round light	360°	Red	24V/2*30W
GCXH6-20S-G	Double Deck Green all round light	360°	Green	24V/2*30W
GCXH6-20S-W	Double Deck White all round light	360°	White	24V/2*30W



SIGNAL LIGHTS 12V/24V

Base: BAY15d IP56 CABLE OD: 10-12mm Weight: 0.53KG

P/N	Description	Angels	Lens color	Bulb
GCXH1-3P	Starboard light	112.5°	Green	
GCXH2-3P	Port light	112.5°	Red	
GCXH3-3P	Masthead light	225°	Transparent	12V/15W
GCXH4-3P-T	Transparent Stern light	135°	Transparent	24V/15W
GCXH4-3P-Y	Yellow Stern light	135°	Yellow	
GCXH6-3P-R	Red all round light	360°	Red	
GCXH6-3P-G	Green all round light	360°	Green	12V/25W
GCXH6-3P-W	White all round light	360°	White	24V/25W

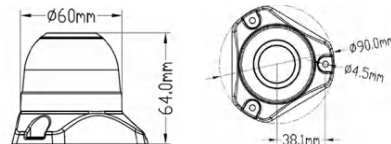


LED ALL ROUND LIGHT 10-30VDC USCG 2NM & 3NM

IP67 For use on boats up to 164 ft (50m)

Wattage: 3W Voltage: 10-30 VDC Material: Plastic

P/N	Lighting Color	Certificate
E011001	White 360°	USCG 3NM
E011001-GN	Green 360°	USCG 2NM
E011001-RD	Red 360°	USCG 2NM




NAVIGATION LIGHT 12V/24V

Material: ABS plastic + SS304

P/N	Description	Lens color	Angles	Size
G000801-LED	port light	Red	112.5°	D90*92MM
G000802-LED	starboard light	Green	112.5°	D90*92MM
G000803-LED	All round light	Transparent	360°	D90*92MM
G000801-Bulb	port light	Red	112.5°	D90*92MM
G000802-Bulb	starboard light	Green	112.5°	D90*92MM
G000803-Bulb	All round light	Transparent	360°	D90*92MM

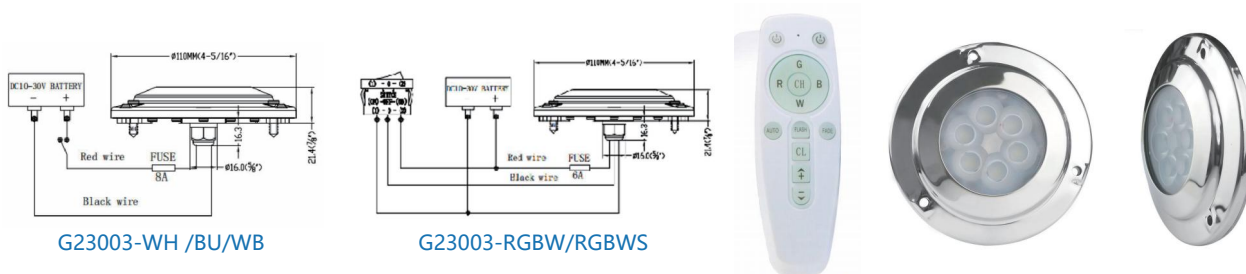




CEILING LIGHT AND COURTESY LIGHT

Main material: P Clampshade + 316 stainless steel body
 Wire Specification: 1007-22#*20CM Waterproof grade: IP67
 Working Temperature: -20°C-50°C Certificates: CE

Model NO.	COLOR/CCT	LED	Power	Voltage	LM	Switch+Dim	Beam
G23005-RGBW	R/G/B/W 4000-4500K	11*0.2W*4	2.4W/Cycle	DC10-30V	418LM(wh)	NO	78°
G23005-WWTH	2900-3200K 6000-6500K	11*0.5W	3W/Cycle	DC10-30V	780LM 600LM	Touch+Dim	78°
G23005-WBTH	2900-3200K Blue	11*0.5W	3W/Cycle	DC10-30V	780LM 300LM	Touch+Dim	78°
G23005-CWBTH	6000-6500K Blue	11*0.5W	3W/Cycle	DC10-30V	780LM 300LM	Touch+Dim	78°
GR23005-WW	2900-3200K 6000-6500K	11*0.5W	3W/Cycle	DC10-30V	620LM 780LM	NO	78°
GR23005-WB	2900-3200K Blue	11*0.5W	3W/Cycle	DC10-30V	620LM(WH) 300LM(BU)	NO	78°
GR23005-CWB	6000-6500K Blue	11*0.5W	3W/Cycle	DC10-30V	620LM(WH) 300LM(BU)	NO	78°



G23003-WH /BU/WB

G23003-RGBW/RGBWS

UNDERWATER LIGHT

Main material: PC lampshade + 316 stainless steel body
 Wire Specification: 5*1.5m Waterproof grade: IP68
 Working Temperature: -20°C-50°C
 Certificates: CE/ROHS/FCC(YR23003-RGBW)

Model NO.	COLOR/CCT	LED	Power	Voltage	LM	mode	Beam	Certification
G23003-RGBW	10 colors	6*3W*4	10W	DC10-30V	1000LM(wh)	Remote Switch	30°	Fccc/CE
G23003-RGBWS	10 colors	6*3W*4	10W	DC10-30V	1000LM(wh)	Switch	30°	CE
G23003-WH	6000-6500K	6*10W	48W	DC10-30V	6000LM(wh)	Switch	25°	CE
G23003-BU	Blue	6*10W	48W	DC10-30V	1000LM(wh)	Switch	25°	CE
G23003-WB	6000-6500K Blue	3*10W 3*10W	24W+24W	DC10-30V	3000LM(wh) 500LM(BU)	Switch	25°	CE

ELECTRICAL ACCESSORIES

BATTERY SWITCH

Maximum Voltage 32V DC Stud Size 3/8"
 Terminal Stud Torque 120 in-lb (13.56 Nm)
 Continuous Rating 300A
 Intermittent Rating 450A (5 min)
 Cranking Rating 30 sec 675A per circuit

P/N
 FY6011



BATTERY SWITCH

Maximum Voltage 32V DC Stud Size 3/8"
 Terminal Stud Torque 120 in-lb (13.56 Nm)
 Continuous Rating 300A
 Intermittent Rating 450A (5 min)
 Cranking Rating 30 sec 675A per circuit

P/N
 FY6010



BATTERY SWITCH

Maximum Voltage 32V DC Stud Size 3/8"
 Terminal Stud Torque 120 in-lb (13.56 Nm)
 Continuous Rating 300A
 Intermittent Rating 500A (5 min)
 Cranking Rating 30 sec 900A

P/N
 FY6007



BATTERY SWITCH

Maximum Voltage 48V DC Stud Size 3/8"
 Terminal Stud Torque 120 in-lb (13.56 Nm)
 Continuous Rating 300A
 Intermittent Rating 500A (5 min)
 Cranking Rating 30 sec 900A

P/N
 FY6006



BATTERY SWITCH

Maximum Voltage 32V DC Stud Size 3/8"
 Terminal Stud Torque 120 in-lb (13.56 Nm)
 Continuous Rating 300A
 Intermittent Rating 500A (5 Min)
 Cranking Rating 30 sec 900A

P/N
 FY6008



PUSH PULL SWITCH

5A,2Position ON-OFF,chromed brass
 P/N Mounting holes Shaft length
 I090100 5/16" 1/4"
 I090200 5/16" 7/8"



BATTERY SWITCH

Made of plastic. Cranking Current: 1250 Amps 12VDC
 Continuous Current: 200 Amps .
 Screw Bolt Diameter :10mm.
 If voltage is 24V, the Amp will reduce 50%.

P/N	Voltage (VDC)	Operation	Size (mm)
I230400	12V-48V	ON / OFF	69 x 69 x 75



BATTERY SWITCH

Made of plastic. Cranking Current: 1250 Amps 12VDC
 Screw Bolt Diameter :10mm.
 Continuous Current: 200 Amps .
 If voltage is 24V, the Amp will reduce 50%.

P/N	Voltage (VDC)	Operation	Size (mm)
I230201S	12V-48V	ON / OFF	68 x 68 x 76



BATTERY SWITCH

Made of plastic. Cranking Current: 1250 Amps
 Continuous Current: 250 Amps .
 Screw Bolt Diameter :10mm.
 If voltage is 24V, the Amp will reduce 50%.

P/N	Voltage (VDC)	Operation	Size (mm)
I230701S	12V-48V	1-2-both-off	68 x 68 x 76



BATTERY SWITCH

Made of plastic. Cranking Current: 2500 Amps
 Continuous Current: 500 Amps .
 Screw Bolt Diameter :12mm.
 If voltage is 24V, the Amp will reduce 50%.

P/N	Voltage (VDC)	Operation	Size (mm)
I230720	12V-48V	ON / OFF	100 x 100 x 85



BATTERY SWITCH

Made of plastic. Cranking Current: 1250 Amps 12VDC
 Continuous Current: 200 Amps .
 Screw Bolt Diameter :10mm.
 If voltage is 24V, the Amp will reduce 50%.

P/N	Voltage (VDC)	Operation	Size (mm)
I230300	12V-48V	ON / OFF	69 x 69 x 80



BATTERY SWITCH

Made of Plastic Intermittent Current: 200 A
 Continuous Current: 100 A. Weight : 50 g
 If voltage is 24V, the Amp will reduce 50%.

P/N	Voltage (VDC)	Operation	Size (mm)
I230029	12V-24V	ON / OFF	43 x 65



BATTERY SWITCH

Made of Copper. Cranking Current: 350 A
 Intermittent Current: 1000 A. Weight : 240 g
 If voltage is 24V, the Amp will reduce 50%.

P/N	Voltage (VDC)	Operation	Size (mm)
I230803	12V-24V	ON / OFF	75 x 105



TOGGLE SWITCH

16A,3 Position ON-OFF-ON

P/N	Length	width	Description
I090300	0.78"	1.4"	Red lighted switch(12V)
I090400	0.78"	1.4"	Without lighting



BATTERY SWITCH

Made of Copper. Intermittent Current: 200 A
 Continuous Current: 100 A. Weight : 50 g
 If voltage is 24V, the Amp will reduce 50%.

P/N	Voltage (VDC)	Operation	Size (mm)
I230805	12V-24V	ON / OFF	43 x 65



BATTERY DISCONNECT SWITCH

Poly housing is rust and corrosion proof.
 Key and cover prevent corrosion.

P/N	Mount	Stud	Description
I230200	2 Holes	M8	100A Continuous
I230100	4 Holes	M8	100A Continuous
I230110A	4 Holes	M10	100A Continuous
I230101			Key Only



BATTERY SWITCH

Made of Zinc alloy plated brass.

Cranking Current: 500 A

Continuous Current: 125 A. Weight : 118 g

If voltage is 24V, the Amp will reduce 50%.

P/N	Voltage (VDC)	Cable Size	Size (mm)
I232028	12V-24V	4-6AWG	60x32x16.5



BATTERY TERMINALS

Clamp type wing nut terminal made of lead alloy,

Brass plated wing nuts.

3/8" positive stud and 5/16" negative stud

P/N I010100



BATTERY SWITCH

Made of Zinc alloy plated brass.


Cranking Current: 500 A

Continuous Current: 125 A.

Weight :35 g Inside Diameter : 17 mm

If voltage is 24V, the Amp will reduce 50%.

P/N	Voltage (VDC)	Cable Size	Size (mm)
I232024	12V-24V	4-6AWG	20 x 63



BATTERY SWITCH

Made of Zinc alloy plated brass.

Cranking Current: 500 A

Continuous Current: 125 A.

Weight :93 g Inside Diameter : 17 mm

If voltage is 24V, the Amp will reduce 50%.

P/N	Voltage (VDC)	Cable Size	Size (mm)
I2320025	12V-24V	4-6AWG	85 x 36



BATTERY SWITCH

Made of Copper. Intermittent Current: 1000 A

Continuous Current: 350 A. Weight : 650 g

If voltage is 24V, the Amp will reduce 50%.

P/N	Voltage (VDC)	Operation	Size (mm)
I230804	12V-24V	ON / OFF	94 X 145



BATTERY TERMINALS

Clamp type wing nut terminal made of lead alloy

P/N I010101



BATTERY SWITCH

Made of Zinc alloy plated brass.

Cranking Current: 500 A

Continuous Current: 125 A.

Weight :120 g Inside Diameter : 17 mm

If voltage is 24V, the Amp will reduce 50%.

P/N	Voltage (VDC)	Cable Size	Size (mm)
I232036	12V-24V	4-6AWG	86 x 36



BATTERY SWITCH

Made of Zinc alloy plated brass.

Cranking Current: 500 A

Continuous Current: 125 A. Weight : 155 g

If voltage is 24V, the Amp will reduce 50%.

P/N	Voltage (VDC)	Cable Size	Size (mm)
I232027	12V-24V	4-6AWG	100 x 25



TOGGLE SWITCH

10A, 2 Position ON-OFF

P/N Length width


I130100 1.15" 0.62"



FUSE & TERMINAL BLOCK

Made of Bakelite and Brass

P/N	Base size	Gang
I010110	3-1/4" * 3"	4
I010200	3-1/4" * 4-1/2"	6
I010300	3-1/4" * 6"	8



FUSE BLOCK

Made of Bakelite and Brass

P/N	Base size	Gang
I040402	1-1/2" * 2-3/4"	2
I040504	3" * 2-3/4"	4
I040606	4-1/2" * 2-3/4"	6



TERMINAL BLOCK


Made of Bakelite and Brass

P/N	Base size	Gang
I030100	3" * 1-1/2"	4
I030200	4-1/2" * 1-1/2"	6



T-BLOCK BATTERY TERMINAL BLOCK

P/N	spec
I020100	10 Screw
I020300	20 Screw



TERMINAL BLOCK

P/N	Base size	Dimension	Gang
I020100	5-3/4" * 1-1/4"	w/Nickel Plated Steel Bolts	10
I020200	5-3/4" * 1-1/4"	n w/Brass Bolts	10




KNIFE-BLADE SWITCH

Made of Pure copper. Intermittent Current: 700 A

Continuous Current: 200 A. Weight : 210 g

If voltage is 24V, the Amp will reduce 50%.

P/N	Voltage (VDC)	Cable Size	Size (mm)
I233001	12V-24V	4-6AWG	78 x 93




KNIFE-BLADE SWITCH

Made of Pure Copper. Intermittent Current : 700 A

Continuous Current: 200 A. Weight : 229 g

If voltage is 24V, the Amp will reduce 50%.

P/N	Voltage (VDC)	Cable Size	Size (mm)
I233002	12V-24V	4-6AWG	92 x 68 x 48



BATTERY TERMINAL

Made of Bakelite and Brass

P/N	Length	Width	Height
I100100	2-1/2"	1-3/4"	1"



12V CIGARETTE LIGHTER W/LIGHT

Made of 304 Stainless Steel

RVS. Compleet met verlichting plug, aansteker en kabels.

P/N I120100



CABLE OUTLET

P/N	SIZE
I078470	6MM
I078471	8MM
I078472	10MM



DUAL POWER OUTLET

Converts 12 volt cigarette lighter socket to dual power outlet.

LED light indicates power. Fuse included

P/N I020110



INLINE-BLOWER

Inline-blower 12v 4.5A
Capacity 207m³/h.

P/N	Diameter	Length
I190100	3"	8-3/8"



INLINE-BLOWER

Inline-blower 12v 4.5A
Capacity 90-120m³/h.

P/N	Diameter	Length
I140100	3"	5"



ROCKER SWITCH

P/N	Size	LED	Foot pin
I080111	ON-OFF-ON	NO LED	6P
I080112	ON-OFF-ON	Dual LED	7P
I080113	ON-OFF	NO LED	2P
I080114	ON-OFF	Single LED	3P
I080115	ON-OFF-ON	Single LED	4P
I080116	ON-OFF	NO LED	2P
I080117	ON-OFF-ON	NO LED	3P
I080118	ON-OFF-ON	NO LED	6P



MINI COMPACT HORN

Made of 304 Stainless Steel

P/N	Model	Volt	Diameter
I160100	Twin	12V 4A	3-1/4"
I160200	Single	12V 2A	3-1/4"



WATERPROOF MARINE SPEAKER

Waterproof two-way speakers, set of two

P/N	Diameter	Depth	Model	Color
I156013W	180mmx65mm	61.5mm	100W	White
I156013B	180mmx65mm	61.5mm	100W	Black



WATERPROOF MARINE SPEAKER

Waterproof two-way speakers ,
available 60 or 100 watt, Set of two.


P/N	Diameter	Install depth	Model	Bore	Color
I150100	6"	2"	60W	4-3/4"	White
I150101	6"	2"	60W	4-3/4"	Black
I150200	7"	2-1/2"	100W	6"	White



ELECTRO-MAGNETIC BOAT HORN--SINGLE

Made of 316 Stainless Steel

P/N	Diameter	Length	Height	Volt
I220201	120mm	400mm	127mm	12V
I220401	120mm	400mm	127mm	24V



ELECTRO-MAGNETIC BOAT HORN--DUAL

Made of 316 Stainless Steel

P/N	Diameter	Length	Height	Volt
I220102	120mm	470mm	127mm	12V
I220402	120mm	470mm	127mm	24V



12 V SWITCH PANEL

Black coated aluminum panel
Complete with 5A Gas fuses.
Lighted switches and function legends printed on adhesives.

P/N	Length	Width	Positions
I050104	5"	4-1/2"	4
I050306	6-1/2"	4-1/2"	6



ELECTRIC INFLATOR

Made of Electrical Part and ABS Plastic

P/N	Amps	Volt	Power	Frequency
I363000	6A	220-230V	1200W	50-60HZ



12 V SWITCH PANEL

Black coated aluminum panel Complete.
Lighted switches and function legends printed on adhesives.

P/N	Length	Width	Positions
I050404	5"	4-1/2"	4
I050206	6-1/2"	4-1/2"	6



12 V SWITCH PANEL

Black coated aluminum panel Complete .
Weatherproof With 5A glass fuses and indicator lights.

P/N	Length	Width	Positions
I110100	4"	4"	3
I110200	5"	4"	4
I110300	6-3/4"	4"	6



WEICHAI WATER PUMP

P/N
I340100



MICRO DC DIAPHRAGM PUMPS

2 Chamber Diaphragm

Port Size:3/8" (9.5mm) Hose barb / 1/2" (12.5mm) BSPT Male Thread
Check Valve:EPDM or Vtion Self-Priming:4.8 feet(1.5M) suction

P/N	Voltage	Max Flow Lpm(gpm)	Max Pressure Psi(Bar)	Amps (A)
Foyo3202	12Vdc	5.1 (1.34)	80 (5.5)	4.8
Foyo3402	24Vdc	5.1 (1.34)	80 (5.5)	2.8
Foyo3203	12Vdc	5.1 (1.34)	100 (7.0)	5.0
Foyo3403	24Vdc	5.1 (1.34)	100 (7.0)	3.0
Foyo3206	12Vdc	6.0 (1.58)	60 (4.1)	6.0



IMPELLER PUMPS

application:Engine cooling pump/ bilge pump/ Deck washdown pump

* Should be installed in a dry and ventilated position

* Must not run dry, it is better to work with a bilge control panel to avoid running dry

Seamless shell Design Impeller 3.1" (80mm)

1/2" FNPT(12.5mm) thread fitting with 1/2" hose barb

Thermally protected, high quality efficient motor

P/N	Voltage	Max Flow Lpm(gpm)	Max Head (M)	Amps (A)	Max Draw (A)
foyo-32-12	12Vdc	30LPM	3M	8.0A	10.0A
foyo-32-24	24Vdc	30PLM	3M	5.0A	7.0A



12/24V DC SEWAGE PUMPS

This sewage pump is designed specifically for sanitation waste and fish box evacuations. This high-powered pump incorporates our high quality motor with a new seamless shell and splash proof design. The Macerator features a premium impeller design and includes o-ring sealed end bells to withstand the harsh marine environment. The pump runs with superior performance while delivering up to 13GPM (49.20LPM).

Power available in both 12VDC and 24VDC.

P/N	Voltage	Max Flow Lpm(gpm)	Max Pressure Psi(Bar)	Amps (A)	Max Draw (A)
FL-65A	12Vdc	49.2	No	10.0	2.35/2.6
FL-65B	24Vdc	49.2	No	5.0	2.35/2.6



HIGH FLOW RATE DIAPHRAGM PUMPS

Adjustable pressure switch from 20psi --60psi for OEM needed
 Quick attach connections with 360° multiple fittings allow easy connect to any outlet
 Built-in thermal Protector Rubber feet for noise reduction from vibration
 4 Chamber Diaphragm Port Size:3/4" (19mm)Quick attach
 Connector:1pc 3/4" Male Thread,1pc 1/2" hose barb,
 1pcs elbow 1/2" hose barb,1pc 1/2" hose barb filter Check Valve:EPDM or Vtion
 Self-Priming:6.5 feet(2M) suction Life

P/N	Voltage	Max Flow Lpm(gpm)	Max Pressure Psi(Bar)	Amps (A)	Packing Size (mm)	N.W/G.W
FL-30	12v dc	10.0 (2.6)	17 (1.17)	2.2	250* 125*100mm	1.9/2.3kgs
FL-31	24v dc	10.0 (2.6)	17 (1.17)	1.5	250* 125*100mm	1.9/2.3kgs
FL-35	12v dc	12.5 (3.3)	35 (2.41)	7.0	250* 125*100mm	1.9/2.3kgs
FL-34	24v dc	12.5 (3.3)	35 (2.41)	4.0	250*125* 100mm	1.9/2.3kgs
FL-40	12v dc	17.0 (4.5)	40 (2.76)	9.2	280* 125*100mm	2.7/2.9kgs
FL-60	12v dc	17.0 (4.5)	60 (4.13)	13.2	280*125* 100mm	2.7/2.9kgs
FL-44	24v dc	17.0 (4.5)	40 (2.76)	5.6	280* 125*100mm	2.7/2.9kgs
FL-33	115v ac	12.5 (3.3)	35 (2.41)	0.8	380*125* 100mm	3.0/3.2kgs
FL-32	220v ac	12.5 (3.3)	35 (2.41)	0.4	380* 125*100mm	3.0/3.2kgs
FL-41	115v ac	17.0 (4.5)	40 (2.76)	1.5	380*125* 100mm	3.0/3.2kgs
FL-43	220v ac	17.0 (4.5)	40 (2.76)	0.8	380* 125*100mm	3.0/3.2kgs



HIGH PRESSURE DIAPHRAGM PUMPS

Pump design:3 Chamber Diaphragm Port Size:3/8" Female Thread
 Connector:2pcs 3/8" hose barb , 2pcs 1/4" male thread
 Check Valve:EPDM or Vtion Self-Priming:6.5 feet(2M) suction Life

P/N	Voltage	Max Flow Lpm(gpm)	Max Pressure Psi(Bar)	Amps (A)	Packing Size (mm)	N.W/G.W
DP-60	12v dc	4.6 (1.2)	60 (4.1)	7.0	190*110*105mm	1.9/2.1kgs
DP-60B	24v dc	4.6 (1.2)	60 (4.1)	4.0	190*110*105mm	1.9/2.1kgs
DP-80	12v dc	5.5 (1.5)	80 (5.5)	8.0	210*110*105mm	2.6/2.7kgs
DP-100	12v dc	5.5 (1.5)	100 (7.0)	9.0	210*110*105mm	2.6/2.7kgs
DP-120	12v dc	5.5 (1.5)	120 (8.3)	9.5	210*110*105mm	2.6/2.7kgs
DP-120B	24v dc	5.5 (1.5)	120 (8.3)	4.5	210*110*105mm	2.6/2.7kgs
DP-160	12v dc	5.5 (1.5)	160 (11.0)	10.5	210*110*105mm	2.6/2.7kgs
DP-160B	24v dc	5.5 (1.5)	160 (11.0)	4.2	210*110*105mm	2.6/2.7kgs
DP-100M	220v ac	5.5 (1.5)	100 (7.0)	0.6	250*110*105mm	3.1/3.3kgs
DP-120M	220v ac	5.5 (1.5)	120 (8.3)	0.5	250*110*105mm	3.1/3.3kgs
DP-160M	220v ac	5.5 (1.5)	160 (11.0)	0.6	250*110*105mm	3.1/3.3kgs
DP-160S	115v ac	5.5 (1.5)	160 (11.0)	1.0	250*110*105mm	3.1/3.3kgs



WASHDOWN PUMPS KIT

Pump design:5 Chamber Diaphragm Valves:EPDM
 Diaphragm:Santoprene Ports:3/4" quick attach
 wire connections:2-pin/leads Self-priming up to 6'(1.8M)
 Quick disconnect fittings Low power consumption
 Quiet operation&smooth flow Allow short time dry running


P/N	Voltage	Open Flow (GPG/LPG)	Control Type	Max Draw	shut-off pressure (PSI/BAR)
WP51-G50-70-12	12V	5.0/18.9	Switch	18A	70/4.8
WP51-G50-70-24	24V	5.0/18.9	Switch	9.0A	70/4.8



NON-AUTOMATIC BILGE PUMPS 1500/2000GPH

Made of plastic, stainless steel shaft, anti-airlock protection, exclusive moisture tight seals. Freshwater and saltwater compatible. Wire Lead :3'(1m) Outle Dia: 1-1/8" N.W./G.W: 1.13/1.21kg

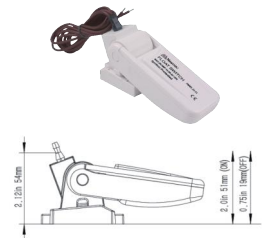
P/N	Flow Rate	Voltage	Max Draw	Fuse Amps	Head
BP12-G1500-50-12	1500GPH	12V	8.0A	12A	16' (5m)
BP12-G1500-50-24	1500GPH	24V	4.0A	7.0A	16' (5m)
BP12-G2000-60-12	2000GPH	12V	8.5A	14A	20' (6m)
BP12-G2000-60-24	2000GPH	24V	5.0A	8.0A	20' (6m)



BILGE PUMPS FLOAT SWITCHES 20AMP 12V/24V

Made of high quality ABS material, the internal metal contacts to ensure reliable start/ stop. Turn pump on when water level reaches 2" (51mm); Turn pump off when water level reaches 3/4" (19mm).

P/N	Voltage	Max Amps	Wire Lead	Wire Gauge Size
I240100	12V/24V/32V	20A	3"	1 8AWG



NON-AUTOMATIC BILGE SUBMERSIBLE PUMPS

Standard Accessory: 1pc elbow adaptor, 1pc snap joint, 2pcs alligator clips, Unit Weight: 1.1KGS, Speed: 5400rpm,

P/N	Voltage	Current	Power	Head	Flow rate
BP14-G1100-40-12	12V dc	5.4A	0.07HP (51W)	4m	1100GPH
BP14-G1100-40-24	24V dc	3.8A	0.07HP (51W)	4m	1100GPH



NON-AUTOMATIC BILGE SUBMERSIBLE PUMPS

P/N	Voltage	Current	Head	Wire	Outlet Dia
BP15-G1000-40-12	12v dc	5.0A	4m	130cm	25.4mm
BP15-G1000-40-24	24v dc	3.0A	4m	130cm	25.4mm



MICRO DC DIAPHRAGM PUMPS

Self-priming to 4'(1.5m). CE Approved. Santoprene Diaphragm. 3/8" Barb. EPDM Valves. Capable of supplying 1-2 fixtures 3/8"(10mm). Diaphragm designs allows dry running. Thermal overload protection. Dual diaphragm quiet operation.

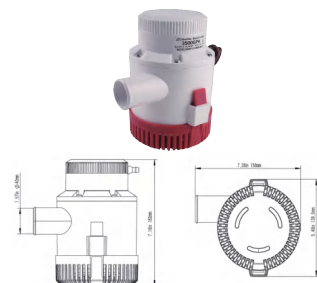
P/N	Voltage	Open Flow (GPG/LPG)	Control Type	Max Draw	shut-off pressure (PSI/BAR)
DP21-G10-40-12	12V	1.0/3.8	Switch	4.0A	40/2.8
DP21-G10-40-24	24V	1.0/3.8	Switch	2.0A	40/2.8
DP21-G11-70-12	12V	1.1/4.0	Switch	4.0A	70/4.8
DP21-G12-35-12	12V	1.2/4.3	Switch	4.0A	35/2.4
DP21-G12-35-24	24V	1.2/4.3	Switch	2.0A	35/2.4



NON-AUTOMATIC BILGE PUMPS 3000/3500GPH

Made of plastic, stainless steel shaft, anti-airlock protection, exclusive moisture tight seals. Freshwater and saltwater compatible. Head: 26'(8m) Wire Lead :3'(1m) N.W./G.W: 2.10/2.37kg


P/N	Flow Rate	Voltage	Max Draw	Fuse Amps	Outle Dia
BP12-G3000-80-12	3000GPH	12V	14A	20A	1-1/2"
BP12-G3000-80-24	3000GPH	24V	7.0A	12A	1-1/2"
BP12-G3500-80-12	3500GPH	12V	16A	25A	1-1/2"
BP12-G3500-80-24	3500GPH	24V	8.0A	15A	1-1/2"



NON-AUTOMATIC BILGE PUMPS 350/500/750GPH

Made of plastic, stainless steel shaft, anti-airlock protection, exclusive moisture tight seals. Freshwater and saltwater compatible. Head: 9'(3m) Wire Lead :3'(1m) N.W./G.W: 0.33/0.40kg


P/N	Flow Rate	Voltage	Max Draw	Fuse Amps	Outlet Dia
BP12-G350-30-12	350GPH	12V	1.0A	2.0A	3/4"
BP12-G500-30-12	500GPH	12V	1.6A	3.0A	3/4"
BP12-G500-30-24	500GPH	24V	1.2A	2.0A	3/4"
BP12-G750-30-12	750GPH	12V	2.5A	5.0A	3/4"
BP12-G750-30-24	750GPH	24V	1.2A	2.0A	3/4"



NON-AUTOMATIC BILGE PUMPS 1100GPH

Made of plastic, stainless steel shaft, anti-airlock protection, exclusive moisture tight seals. Freshwater and saltwater compatible. Head: 12'(4m) Wire Lead :3'(1m) N.W./G.W: 0.38/0.40kg

P/N	Flow Rate	Voltage	Max Draw	Fuse Amps	Outlet Dia
BP12-G1100-40-12	1100GPH	12V	3.0A	5.0A	1-1/8"
BP12-G1100-40-24	1100GPH	24V	1.8A	3.0A	1-1/8"




AUTOMATIC BILGE PUMPS 600/750GPH

Made of plastic, ignition protected and corrosion resistant stainless steel shaft. Pump turns on at 50mm water level and turns off at 20mm water level.

Wire Lead :3'(1m) Outlet Dia: 3/4" N.W./G.W: 0.47/0.52kg

P/N	Flow Rate	Voltage	Max Draw	Fuse Amps	Outlet Dia
BP11-G600-25-12	600GPH	12V	2.5A	4.0A	8.2" (2.5m)
BP11-G600-25-24	600GPH	24V	1.5A	3.0A	8.2" (2.5m)
BP11-G750-30-12	750GPH	12V	3.0A	5.0A	9" (3.0m)
BP11-G750-30-24	750GPH	24V	1.6A	3.0A	9" (3.0m)



AUTOMATIC BILGE PUMPS 1100GPH

Made of plastic, ignition protected and corrosion resistant stainless steel shaft. Pump turns on at 50mm water level and turns off at 20mm water level.

Wire Lead :3'(1m) Outlet Dia: 1-1/8" N.W./G.W: 0.47/0.52kg

P/N	Flow Rate	Voltage	Max Draw	Fuse Amps	Head
BP11-G1100-40-12	1100GPH	12V	3.0A	5.0A	13" (4m)
BP11-G1100-40-24	1100GPH	24V	1.8A	3.0A	13" (4m)




SHOWER SUMP PUMPS 600/750GPH

Made of plastic, ignition protected and corrosion resistant stainless steel shaft. Pump turns on at 50mm water level and turns off at 20mm water level.

Wire Lead :3'(1m) Outlet Dia: 1-1/8" N.W./G.W: 0.47/0.52kg

P/N	Flow Rate	Voltage	Max Draw	Fuse Amps	Outlet Dia
BP13-G600-25-12	600GPH	12V	14A	20A	1-1/2"
BP13-G600-25-24	600GPH	24V	7.0A	12A	1-1/2"
BP13-G750-30-12	750GPH	12V	16A	25A	1-1/2"
BP13-G750-30-24	750GPH	24V	8.0A	15A	1-1/2"



NO.4



NO.5



NO.6



NO.9



NO.K



NO.G



NO.1



NO.7



NO.E



NO.L



NO.J



NO.X



NO.2



NO.3



NO.8



NO.F





Product name: 12-way positive and negative pole fuse box
size: 138*88*31mm

I030312



Product name: 6-way positive and negative pole fuse box
size: 33.5*34.5*14.4cm

I030306



Product name: 8-way screw fuse box
Product size: 85*85*35mm

I030308



Product name: 8-way blade fuse box
Product size: 85*85*35mm

I030408



Product name: 10-way screw fuse box
Product size: 100*85*35mm

I030410



Product name: 10-way blade fuse box
Product size: 100*85*35mm

I030510



Product name: 6-way screw fuse box
Product size: 85*70*36.5mm

I030506



Product name: 12-way blade fuse box
size: 138*88*31mm

I030512

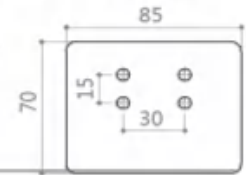
FB-1709L



FB-1709P



6 Circuits with Cover
 Input terminal rating: M5 threaded studs(100A 32V DC.max).
 Input wire size: #4-6 AWG.
 Output terminal rating: 30A max per circuit.
 Output wire size: #12-16 AWG.
 Red LED indicates when fuse is broken.
 Size of Panel: 70.0mm×85.0mm



FB-1710L



FB-1710P



8 Circuits with Cover
 Input terminal rating: M5 threaded studs(100A 32V DC.max).
 Input wire size: #4-6 AWG.
 Output terminal rating: 30A max per circuit.
 Output wire size: #12-16 AWG.
 Red LED indicates when fuse is broken.
 Size of Panel: 85.0mm×85.0mm



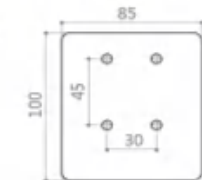
FB-1711L



FB-1711P



10 Circuits with Cover
 Input terminal rating: M5 threaded studs(100A 32V DC.max).
 Input wire size: #4-6 AWG.
 Output terminal rating: 30A max per circuit.
 Output wire size: #12-16 AWG.
 Red LED indicates when fuse is broken.
 Size of Panel: 100.0mm×85.0mm



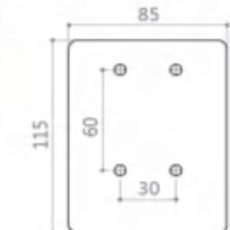
FB-1712L



FB-1712P



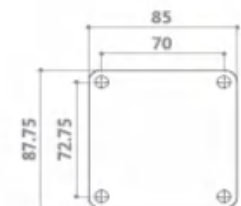
12 Circuits with Cover
 Input terminal rating: M5 threaded studs(100A 32V DC.max).
 Input wire size: #4-6 AWG.
 Output terminal rating: 30A max per circuit.
 Output wire size: #12-16 AWG.
 Red LED indicates when fuse is broken.
 Size of Panel: 115.0mm×85.0mm



FB-1713



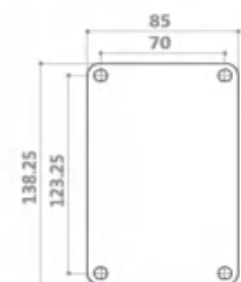
6 Circuits with Cover and Negative Bus
 Main line:
 terminal rating: M5 threaded studs (100A 32V DC.max).
 wire size: #4-6 AWG.
 Single line:
 terminal rating: M4 threaded studs (30A 32V DC.max).
 wire size: #12-16 AWG.
 Red LED indicates when fuse is broken.
 Size of Panel: 87.75mm×85.0mm



FB-1714



12 Circuits with Cover and Negative Bus
 Main line:
 terminal rating: M5 threaded studs (100A 32V DC.max).
 wire size: #4-6 AWG.
 Single line:
 terminal rating: M4 threaded studs (30A 32V DC.max).
 wire size: #12-16 AWG.
 Red LED indicates when fuse is broken.
 Size of Panel: 138.25mm×85.0mm



5-position panel switch



USB input: 12-24V, output: 5V/4.2A
Cigarette lighter: 120W
Voltmeter: 6-48V
Medium fuse: 15V

I080205

6-position combined panel



USB input: 12-24V
USB output: 5V 4.2A
Voltmeter: 6-33V
Cigarette lighter: 12V20A, 24V 10A

I080206

8-position switch panel



Product size: 236 * 120 * 90mm
Product weight: 640g
Input voltage: 12-24V
Output voltage: 12-24V

I080208

3-position switch



Rated voltage: 12V 20A/24V 10A
Product size: 98x68x100 mm
Opening installation size: 107*58mm
Product weight: 0.141 g

I080203

5-position switch



Rated voltage and current of switch: 12V 20A DC/24V 10A DC
Product size: 146 * 40MM
Product weight: 100g

I080305

USB+voltmeter+bus base



USB input voltage: 12-24V
USB output voltage: 5V 3.1A/5V 4.2A (optional)
Voltmeter: 6-33V
Cigarette lighter: 12V 20A, 24V 10A
Product size: W4.3*L15*H0.5 cm

I080303

6-position off-road control switch

I080406



Panel size: 9.4*6.6* .8 cm
Circuit box size: 4.5 * 2.7 * 3.2 inches
Input voltage: 12V DC
Maximum power: 720W
Maximum current: 60A 12V

6-position switch



Relay: 12VDC, 100A, 6 in total
Insert fuse: 20A, 30A, 6 in total
Circuit breaker: 50A, 1
110V-220V, power supply, 1 set

I080306

4-position combined panel



USB input: 12-24V
USB output: 5V 4.2A
Voltmeter: 6-33V
Cigarette lighter: 12V20A, 24V 10A

I080404

Racing ignition toggle switch

I080405



Voltage: 12V 20A
Weight: 476g Switch panel size: 175 * 65mm
Material: aluminum alloy+plastic



Product name:PD+QC3.0
Voltage input: 12-24V
Current output: QC3.0
Net weight of product: 32g
Output: QC3.0+PD

I210030



Product name: Dual QC3.0 with voltmeter
Product size: 3.7cm long * 4.3cm wide
Product material: nylon material
Input voltage: DC12-24V
Output voltage: 5V
Output current: 5V 3.1A/9V 2A/12V 1.5A

I210108



Product name:3 USB PD+3.0
Voltage input: 12-24V
Current output: QC3.0
Net weight of product: 32g
Output: QC3.0+PD

I210031



Product name:3.1A dual USB
Voltage input: 12-24V
Current output: 3.1A
Net weight of product: 33g
Hole size: 3cm

I210109



Product name: Dual QC3.0 usb
Input voltage: DC12-24V
Output voltage: 5V
Output current: 5V 3.1A/9V 2A/12V 1.5A

I210105



Product name:PD+QC3.0
Voltage input: 12-24V
Current output: QC3.0
Net weight of product: 32g
Output: QC3.0+PD

I210110



Product name:
12V power socket
Voltage input: 12-24V
Net weight of product: 26g

I210106



Product name: voltmeter
Working voltage: 12-24V
Measuring range: 6-30V
Product material: ABS
Display mode: digital LED
Display LED light color selection: red/blue/green/orange/pink/white

I210111



Product name: Ammeter
Working voltage: 12-24V
Measuring range: 1-10A
Product material: ABS
Display mode: digital LED
Display LED light color selection: red/blue/green/orange/pink/white

I210107



Product name:
Color screen voltmeter
Working voltage: 12-24V
Measuring range: 6-30V
Product material: ABS
Display mode: digital LED
Display LED light color selection: red/blue/green/orange/pink/white

I210112

FOYO -2039



12V/24V

OEM:
WAL:
NEW-Era:

FOYO -2040



12V/24V

OEM:
WAL:
NEW-Era:

FOYO -2041



12V

OEM:89-96054
WAL:67-711
APPLY TO:Mercury

FOYO -2043



12V

OEM:65W-81941-00-00 89-18997A1
89-818997T1 89-850187T1
APPLY TO:YAMAHA

FOYO -2044



12V

OEM:1791
WAL:67-706
NEW-Era:

FOYO -2045



12V

OEM:89-96158 89-845070 89-94318
WAL:67-712,729 67-707
APPLY TO:Mercury

FOYO -2049



12V

OEM:
WAL:
NEW-Era:

FOYO -2050A



12V

OEM:89-818999A1 89-8501887T1
WAL:67-725
APPLY TO:Mercury

FOYO -2103



12V/24V

NAME:Capstan relay

FOYO -2104



12V/48V

NAME:Capstan relay

FOYO -2105



12V/48V

NAME:Capstan relay

FOYO -2106



12V/48V

NAME:Capstan relay

FOYO -2111




12V
OEM:61A-81950-01-00
APPLY TO:YAMAHA

FOYO -2115



12V
OEM:241-1231-A11 214-1231-A61 118246

FOYO -2121



24V
OEM:SW275 Sa2420 15-400 15-375 89-68258
APPLY TO:Marine

FOYO -2139



12V
OEM:

FOYO -2140



12V
OEM:63P-81950-00-00
APPLY TO:YAMAHA

FOYO -2151



586-902(12V)
586-105111(12V)
20468G1(36V)
586-120111(48V)
73231G01(48V)
12V/24V/36V/48V
OEM:101883601,3050692,010122-001
114-1211-020 589-902 586-105000
435-361
APPLY TO:Club Car,EZGO,Yamaha,

FOYO -2152



12V/24V/36V
OEM:YAMAHA,Winch Motors
Snow Plow & Spreader Motors
Windlasses,Hydraulic Pump Motors
& Other Reversible Motors

FOYO -2153



12V
OEM:6B6-81940-00-00
6AW-8194A-00
67-706
APPLY TO:YAMAHA

FOYO -2154



12V
OEM:6E5-8195A-01
APPLY TO:YAMAHA

FOYO -2155



12V
OEM:6E5-8195B-01
APPLY TO:YAMAHA

FOYO -2158



12V
OEM:5030783, YAMAHA
6G1-81940-00-00, 6G1-81941-10,
6G1-8194A-10-00,67-734

FOYO -2160



12V
OEM:60E-81950-00 SN2211 8J09
APPLY TO:YAMAHA

FOYO -2161



OEM:68V-81950-00-00
APPLY TO:YAMAHA

FOYO -2163



OEM:6AW-81950-00-00
2008 YAMAHA ,250 HP
F250BTXR

FOYO -2164



OEM:6H1-81950-00, 6H1-81950-01
APPLY TO:YAMAHA

FOYO -2164A




OEM:

FOYO -2187



OEM:686696200896,586-105111 586-902
686696200674,586-114111 SBJ4201
586-105111-3 114-1211-020-02

FOYO -2218



12V
OEM:BOOLWD4LZ4
4012001
APPLY TO: Polaris

FOYO -2139




12V
OEM:

FOYO -2219



12V
OEM:6G1-8194A-10-00
APPLY TO: YAMAHA

FOYO -2225



12V
OEM:68N-81940-00-00
APPLY TO: YAMAHA

FOYO -2227




12V
OEM:

FOYO -2228



12V
OEM:3530-013
3530-015
APPLY TO: Arctic Cat

FOYO -2230



12V
OEM:

FOYO -2231



12V
OEM:33-331 2003-2008

FOYO -2232



12V
OEM:RHINO 700 YXR7F 2011 2012 2013
3B4-81940-00-00 1S3-84940-00-00
18P-81940-00-00
APPLY TO: YAMAHA

FOYO -2233



12V
OEM:330 2005-2012

FOYO -2235



12V
OEM:

FOYO -2236



12V
OEM:

FOYO -2237



12V
OEM:68V-81950-01-00 68V-8195B-01
APPLY TO: YAMAHA

FOYO -2238



12V
OEM:

FOYO -2241




OEM:102865901
APPLY TO: Club Car Tempo

FOYO -2242



OEM:101908701
APPLY TO: Club Car

FOYO -2249



12V
Application: Winch, Modified Truck

FOYO -2259



12/24V
OEM:

FOYO -2266



12V
OEM:60V-81950-00-00
Apply To: YAMAHA

FOYO -2267



12V
OEM:
Apply To:Yacht

FOYO -2268



12V
OEM:18-5879 SW950 688-81950-10-00
Apply To:YAMAHA

FOYO -2269



12V
OEM:61A-81941-00-00 SW941
Apply To:YAMAHA

FOYO -2270



12V
OEM:SW926
Apply To:Mercury

FOYO -2271



12V
OEM:SW925 54293A5 889274
Apply To:Mercury

FOYO -2272



12V
OEM:SW924 89-F654924-1 89-889273
Apply To:Mercury

FOYO -2273



12V
OEM:K5T48471 K005T48471
25341095 877805T
Apply to:NISSAN K12

FOYO -2274



12V
OEM:

FOYO -OT030



12V
OEM:68V-81950-00

FOYO -OT045-1



FOYO -5091



12V
OEM:300-08309/1F1Z-9F715-BA
ABV 0002/840151050567
MODELS:FORD

FOYO -OT095



4 GANG SWITCH PANEL SYSTEM
WITH RGB BACKLIGHT
Vin: 12V-24V Pout: 600W-1200W
Imax: ≤60A Tcase:-40°C~+105°C
Application: UNIVERSAL

FOYO -OT074



6 GANG SWITCH PANEL SYSTEM
WITH RGB BACKLIGHT
Vin: 12V~24V Pout: 600W-1200W
Imax: ≤60A Tcase: -40°C~+105°C
Application: UNIVERSAL

FOYO -OT075



6 GANG SWITCH PANEL SYSTEM
WITH RGB BACKLIGHT
Vin: 12V~24V Pout: 600W-1200W
Imax: ≤60A Tcase: -40°C~+105°C
Application: UNIVERSAL

FOYO -OT044



8 SWITCH PANEL SYSTEM
Vin: 12V~24V Pout: 600W-1200W
Imax: ≤80A Tcase: -40°C~+105°C
Application: UNIVERSAL

FOYO -OT044A



8 SWITCH PANEL SYSTEM
Vin: 12V~24V Pout: 600W-1200W
Imax: ≤80A Tcase: -40°C~+105°C
Application: UNIVERSAL

FOYO -OT065



8 SWITCH PANEL SYSTEM
Vin: 12V~24V Pout: 600W-1200W
Imax: ≤80A Tcase: -40°C~+105°C
Application: UNIVERSAL

FOYO -OT066



8 SWITCH WIRELESS REMOTE
CONTROL PANEL SYSTEM
Vin: 12V~24V Pout: 600W-1200W
Imax: ≤60A Tcase: -40°C~+105°C
Application: UNIVERSAL

FOYO -OT067



8 SWITCH WIRELESS REMOTE
CONTROL PANEL SYSTEM
Vin: 12V~24V Pout: 600W-1200W
Imax: ≤60A Tcase: -40°C~+105°C
Application: UNIVERSAL

FOYO -OT067-1



8 SWITCH WIRELESS REMOTE
CONTROL PANEL SYSTEM
Vin: 12V~24V Pout: 600W-1200W
Imax: ≤60A Tcase: -40°C~+105°C
Application: UNIVERSAL

FOYO -OT067-2



8 SWITCH WIRELESS REMOTE
CONTROL PANEL SYSTEM
Vin: 12V~24V Pout: 600W-1200W
Imax: ≤60A Tcase: -40°C~+105°C
Application: UNIVERSAL

FOYO -OT070



12 GANG SWITCH PANEL SYSTEM
WITH RGB BACKLIGHT
Vin: 12V~24V Pout: 600W-1500W
Imax: ≤80A Tcase: -40°C~+105°C
Application: UNIVERSAL

FOYO -OT070-1



12 GANG SWITCH PANEL SYSTEM
WITH RGB BACKLIGHT
Vin: 12V~24V Pout: 600W-1500W
Imax: ≤80A Tcase: -40°C~+105°C
Application: UNIVERSAL

FOYO -OT081



5 GANG SWITCH PANEL SYSTEM
WITH RGB BACKLIGHT
Vin: 12V~24V Pout: 600W-1200W
Imax: ≤60A Tcase: -40°C~+105°C
Application: UNIVERSAL

FOYO -OT082



6 GANG SWITCH PANEL SYSTEM
WITH RGB BACKLIGHT
Vin: 12V-24V Pout: 600W-1200W
Imax: ≤60A Tcase: -40°C~+105°C
Application: UNIVERSAL

FOYO -OT073



8 GANG SWITCH PANEL SYSTEM
WITH RGB BACKLIGHT
Vin: 12V-24V Pout: 600W-1200W
Imax: ≤60A Tcase: -40°C~+105°C
Application: UNIVERSAL

FOYO -OT081



12GANG SWITCH PANEL SYSTEM
WITH RGB BACKLIGHT
Vin: 12V-24V Pout: 600W-1500W
Imax: ≤80A Tcase: -40°C~+105°C
Application: UNIVERSAL

FOYO -OT083-1



12GANG SWITCH PANEL SYSTEM
WITH RGB BACKLIGHT
Vin: 12V-24V Pout: 600W-1500W
Imax: ≤80A Tcase: -40°C~+105°C
Application: UNIVERSAL

FOYO -OT084



16GANG SWITCH PANEL SYSTEM
WITH RGB BACKLIGHT
Vin: 12V-24V Pout: 600W-1500W
Imax: ≤80A Tcase: -40°C~+105°C
Application: UNIVERSAL

FOYO -OT096



5 GANG SWITCH PANEL SYSTEM
WITH RGB BACKLIGHT
Vin: 12V-24V Pout: 600W-1500W
Imax: ≤80A Tcase: -40°C~+105°C
Application: UNIVERSAL

FOYO -OT097



6 GANG SWITCH PANEL SYSTEM
WITH RGB BACKLIGHT
Vin: 12V-24V Pout: 600W-1500W
Imax: ≤80A Tcase: -40°C~+105°C
Application: UNIVERSAL

FOYO -OT098



8 GANG SWITCH PANEL SYSTEM
WITH RGB BACKLIGHT
Vin: 12V-24V Pout: 600W-1500W
Imax: ≤80A Tcase: -40°C~+105°C
Application: UNIVERSAL

FOYO -OT099



12GANG SWITCH PANEL SYSTEM
WITH RGB BACKLIGHT
Vin: 12V-24V Pout: 600W-1500W
Imax: ≤80A Tcase: -40°C~+105°C
Application: UNIVERSAL

FOYO -OT100



15GANG SWITCH PANEL SYSTEM
WITH RGB BACKLIGHT
Vin: 12V-24V Pout: 600W-1500W
Imax: ≤80A Tcase: -40°C~+105°C
Application: UNIVERSAL

FOYO -OT058



DC DUAL CHARGER
Vin: 12V~24V Imax: 20A/40A/80A
Tcase: -40°C~+105°C
Application: Retrofitted vehicles RVS
yachts Solar charging units

FOYO -OT029



12V
OEM:X Retrofitted vehicles
RVS, yachts solar charging units

FOYO -OT029-1



12V
OEM:X Retrofitted vehicles
RVS, yachts solar charging units

FOYO -OT029-2



12V
OEM:X Retrofitted vehicles
RVS, yachts solar charging units

FOYO -OT029-3



12V
OEM:X Retrofitted vehicles
RVS, yachts solar charging units

FOYO -OT029-4



12V
OEM:X Retrofitted vehicles
RVS, yachts solar charging units

FOYO -OT029-5



12V
OEM:X Retrofitted vehicles
RVS, yachts solar charging units

FOYO -OT029-6



12V
OEM:X Retrofitted vehicles
RVS, yachts solar charging units

FOYO -OT029-7



12V
OEM:X Retrofitted vehicles
RVS, yachts solar charging units

FOYO -OT029-8



12V
OEM:X Retrofitted vehicles
RVS, yachts solar charging units

FOYO -OT029-9



12V
OEM:X Retrofitted vehicles
RVS, yachts solar charging units

FOYO -OT029-10



12V
OEM:X Retrofitted vehicles
RVS, yachts solar charging units

FOYO -OT029-11



12V
OEM:X Retrofitted vehicles
RVS, yachts solar charging units

FOYO -OT029-12



12V
OEM:X Retrofitted vehicles
RVS, yachts solar charging units

FOYO -OT029-13



12V
OEM:X Retrofitted vehicles
RVS, yachts solar charging units

FOYO -OT029-14



12V
OEM:X Retrofitted vehicles
RVS, yachts solar charging units

FOYO -OT029-15



12V
OEM:X Retrofitted vehicles
RVS, yachts solar charging units

FOYO -OT029-16



12V
OEM:X Retrofitted vehicles
RVS, yachts solar charging units

FOYO -OT029-17



12V
OEM:X Retrofitted vehicles
RVS, yachts solar charging units

FOYO -OT029-18



12V
OEM:X Retrofitted vehicles
RVS, yachts solar charging units

FOYO -OT029-19



12V
OEM:X Retrofitted vehicles
RVS, yachts solar charging units

FOYO -OT029-20



12V
OEM:X Retrofitted vehicles
RVS, yachts solar charging units

FOYO -OT029A-1



12V
OEM:X Retrofitted vehicles
RVS, yachts solar charging units

FOYO -OT029A-2



12V
OEM:X Retrofitted vehicles
RVS, yachts solar charging units

FOYO -OT029A-3



12V
OEM:X Retrofitted vehicles
RVS, yachts solar charging units

FOYO -C109



OEM: 21608511

FOYO -C116



OEM: 21608512

FOYO -C117



OEM: 5004428 5000800
0439347 439347

FOYO -C118



OEM: 5004428 5000800
0439347 439347

FOYO -C119



OEM: 5006063 5009118
5010818 0769160

FOYO -C120



OEM: 5004428 5000800
0439347 439347

FOYO -C121



OEM: 5006063 5009118
5010818 0769160

FOYO -C1110



OEM: 3861355

FOYO -C1111



OEM: 8M0047624
8558432

FOYO -C112



OEM: 861156A1

FOYO -C113



OEM: 861155A3

FOYO -C115



OEM: 3588865

FOYO -OT085



Remote controlled searchlight

Vin:12V Power: 35W
Light Source: HID
L*W*H: 180*180*210mm
Application: Yacht

FOYO -OT086



Remote controlled searchlight

Vin:24V Power: 35W
Light Source: HID
L*W*H: 180*180*210mm
Application: Yacht

FOYO -OT087



Remote controlled searchlight

Vin:12V Power: 100W
Light Source: Tungsten
L*W*H: 180*180*210mm
Application: Yacht

FOYO -OT088



Remote controlled searchlight

Vin:24V Power: 100W
Light Source: Tungsten
L*W*H: 180*180*210mm
Application: Yacht

FOYO -OT088-1



Remote controlled searchlight

Vin:12/24V Power: 30W
Light Source: LED
L*W*H: 180*180*210mm
Application: Yacht

FOYO -OT089



Remote controlled searchlight

Vin:12V Power: 35W
Light Source: HID
L*W*H: 228*216*260mm
Application: Yacht

FOYO -OT090



Remote controlled searchlight

Vin:24V Power: 35W
Light Source: HID
L*W*H: 228*216*260mm
Application: Yacht

FOYO -OT091



Remote controlled searchlight

Vin:12V Power: 100W
Light Source: Tungsten
L*W*H: 228*216*260mm
Application: Yacht

FOYO -OT092



Remote controlled searchlight

Vin:24V Power: 100W
Light Source: Tungsten
L*W*H: 228*216*260mm
Application: Yacht

FOYO -OT093



Remote controlled searchlight

Vin:12/24V Power: 30W
Light Source: LED
L*W*H: 228*216*260mm
Application: Yacht

FOYO -OT029E



12V

OEM:X Retrofitted vehicles
RVS, yachts solar charging units

XR-OT055



12V

OEM:X Retrofitted vehicles
RVS, yachts solar charging units

FOYO -3852292



OEM: 3852292 3855783

FOYO -C114



OEM: 3588865

FOYO -C122



OEM: 1323654 1323397
1323785 1323698

FOYO -3852292-1



OEM: 3852292 3855783

FOYO -3852292-2



OEM: 3852292 3855783

FOYO -3852292-3



OEM: 3852292 3855783

FOYO -C123



OEM: 3858714

FOYO -C124



OEM: 3857650

FOYO -C125



OEM: 5004428 5000800
0439347 439347

FOYO -OT029B



12V
OEM:X Retrofitted vehicles
RVS, yachts solar charging units

FOYO -OT029B1



12V
OEM:X Retrofitted vehicles
RVS, yachts solar charging units

FOYO -OT029C



12V
OEM:X Retrofitted vehicles
RVS, yachts solar charging units

FOYO -K001



Color: B ● R ● G ●

FOYO -K002



Color: B ● R ● G ●

FOYO -K003



Color: B ● R ● G ●

FOYO -K004



Color: B ● R ● G ●

FOYO -K005



Color: B ● R ● G ●

FOYO -K006



Color: B ● R ● G ●

FOYO -K007



Color: B ● R ● G ●

FOYO -K008



Color: B ● R ● G ●

FOYO -K009



Color: B ● R ● G ●

FOYO -K010



Color: B ● R ● G ●

FOYO -K011



Color: B ● R ● G ●

FOYO -K012



Color: B ● R ● G ●

FOYO -K013



Color: B ● R ● G ●

FOYO -K014



Color: B ● R ● G ●

FOYO -K015



Color: B ● R ● G ●

FOYO -K016



Color: B ● R ● G ●

FOYO -K017



Color: B ● R ● G ●

FOYO -K018



Color: B ● R ● G ●

FOYO -K019



Color: B ● R ● G ●

FOYO -K020



Color: B ● R ● G ●

FOYO -K021



Color: B ● R ● G ●

FOYO -K022



Color: B ● R ● G ●

FOYO -K023



Color: B ● R ● G ●

FOYO -K024



Color: B ● R ● G ●

FOYO-K025



Color: B ● R ● G ●

FOYO-K026



Color: B ● R ● G ●

FOYO-K027



Color: B ● R ● G ●

FOYO-K028



Color: B ● R ● G ●

FOYO-K029



Color: B ● R ● G ●

FOYO-K030



Color: B ● R ● G ●

FOYO-K031



Color: B ● R ● G ●

FOYO-K032



Color: B ● R ● G ●

FOYO-K033



Color: B ● R ● G ●

FOYO-K034



Color: B ● R ● G ●

FOYO-K035



Color: B ● R ● G ●

FOYO-K036



Color: B ● R ● G ●

FOYO -K037



Color: B ● R ● G ●

FOYO -K038



Color: B ● R ● G ●

FOYO -K039



Color: B ● R ● G ●

FOYO -K040



Color: B ● R ● G ●

FOYO -K041



Color: B ● R ● G ●

FOYO -K042



Color: B ● R ● G ●

FOYO -K043



Color: B ● R ● G ●

FOYO -K044



Color: B ● R ● G ●

FOYO -K045



Color: B ● R ● G ●

FOYO -K046



Color: B ● R ● G ●

FOYO -K047



Color: B ● R ● G ●

FOYO -K048



Color: B ● R ● G ●

FOYO -K049



Color: B ● R ● G ●

FOYO -K050



Color: B ● R ● G ●

FOYO -K051



Color: B ● R ● G ●

FOYO -K052



Color: B ● R ● G ●

FOYO -K053



Color: B ● R ● G ●

FOYO -K054



Color: B ● R ● G ●

FOYO -K055



Color: B ● R ● G ●

FOYO -K056



Color: B ● R ● G ●

FOYO -K057



Color: B ● R ● G ●

FOYO -K058



Color: B ● R ● G ●

FOYO -K059



Color: B ● R ● G ●

FOYO -K060



Color: B ● R ● G ●

FOYO-K061



Color: B ● R ● G ●

FOYO-K062



Color: B ● R ● G ●

FOYO-K063



Color: B ● R ● G ●

FOYO-K064



Color: B ● R ● G ●

FOYO-K065



Color: B ● R ● G ●

FOYO-K066



Color: B ● R ● G ●

FOYO-K067



Color: B ● R ● G ●

FOYO-K068



Color: B ● R ● G ●

FOYO-K069



Color: B ● R ● G ●

FOYO-K070



Color: B ● R ● G ●

FOYO-K071



Color: B ● R ● G ●

FOYO-K072



Color: B ● R ● G ●

FOYO-K073



Color: B ● R ● G ●

FOYO-K074



Color: B ● R ● G ●

FOYO-K075



Color: B ● R ● G ●

FOYO-K076



Color: B ● R ● G ●

FOYO-K077



Color: B ● R ● G ●

FOYO-K078



Color: B ● R ● G ●

FOYO-K079



Color: B ● R ● G ●

FOYO-K080



Color: B ● R ● G ●

FOYO-OT046



12V
OEM:

FOYO-OT048



12V
OEM:

FOYO -CB01



CURRENT 20/30/40/50/60/80/
PARAMETER 100/125/150 A
SPECIFICATION 4/8GA IN-4/8GA OUT

FOYO -CB01-1



CURRENT 10/15/20/30/40/50/
PARAMETER 60/80/100/150 A
SPECIFICATION 4/8GA IN-4/8GA OUT

FOYO -CB02



CURRENT 20/30/40/50/60/80/100/
PARAMETER 125/150/200/250/300 A
SPECIFICATION Terminal 6mm

FOYO -CB02-1



CURRENT 20/30/40/50/60/80/100/
PARAMETER 125/150/200/250/300 A
SPECIFICATION Terminal 6mm

FOYO -CB03



CURRENT 50/60/80/100/150/200/
PARAMETER 250/300 A
SPECIFICATION Terminal 6mm

FOYO -CB04



CURRENT 50/60/80/100/150/200/
PARAMETER 250/300 A
SPECIFICATION 0/4GA IN-0/4GA OUT

FOYO -CB05



CURRENT 20/30/40/50/60/70/80/100/
PARAMETER 120/150/200/250/300 A
SPECIFICATION Terminal 6mm

FOYO -CB05-1



CURRENT 30/40/50/60/70/80/100/
PARAMETER 120/150/200/250/300A A
SPECIFICATION Terminal 6mm

FOYO -CB06



CURRENT 30/40/50/60/100/150/200/
PARAMETER 250/300 A
SPECIFICATION Terminal 8mm

FOYO -CB07



CURRENT 30/40/50/60/100/150/200/
PARAMETER 250/300 A
SPECIFICATION Terminal 8mm

FOYO -CB08



CURRENT 30/40/50/60/100/150/200/
PARAMETER 250/300 A
SPECIFICATION 0/4GA IN-0/4GA OUT

FOYO -CB09



CURRENT 10/15/20/30/40/50/60/80/
PARAMETER 100/150 A
SPECIFICATION 4/8GA IN-4/8GA OUT

FOYO-CB10



CURRENT 20/30/40/50/60/80/100/
PARAMETER 120/150/200 A

SPECIFICATION Terminal 6mm

FOYO-OT073



FOYO-OT044



Panel Seven-Colors Switching



Aluminum alloy+Plastic

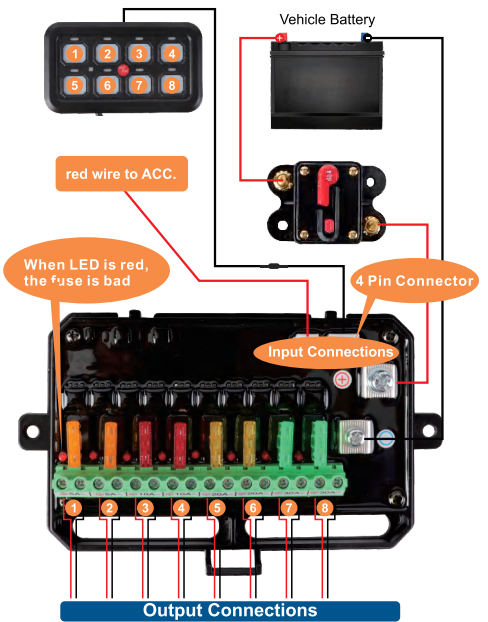
FOYO-OT044 PLUS



Panel Seven-Colors Switching



Mobile APP



8 SWITCH PANEL SYSTEM

Vin:12V~24V Pout:600W-1200W
Imax:≤80A Tcase:-40°C~+105°C
Application: RV, Modified car, Car, Pickup, Truck, Yacht, Jeep Wrangler

MOTOR ACCESSORIES

1976-1999 (90-225HP – 6 Cyl.), Does Not Include 3.0L Engines
Engines(90,115,135,150,175,200&225HP)

Jet,Magnum II,Magnum III(105&150)
Magnum,Marathon,XR4,XR6,(150&175)

Marathon,ProMax,Super Magnum,&Merc Formula I Engines(150,200&225)

ITEM	Application	Replaces
HY-TRME001	Trigger 6 Cyl	134-6456 68162A8
		18-5795 96455A6
		18-5798 96455A9
		68162A1 96455A10
		68162A5 96455A11




1987-1999 (45 JET,50,60,65,70,75,80 & 90HP)

ITEM	Application	Replaces
HY-TRME003	Trigger 3 Cyl	134-9021-3 99021A8
		99021A3 99021A13
		99021A5 99021A15
		99021A7 99021A16



1996-2007 (30,40,50,55,65,75 & 90HP)

ITEM	Application	Replaces
HY-TRME005	CDM Trigger 3 Cyl	134-4512-3
		834520T
		854512T
		855746A1
		855746A12



1984-1986 (75HP) 1980-1983 (80HP) Hooked Arm

ITEM	Application	Replaces
HY-TRME008	Trigger 4 Cyl	134-6454
		77000A1
		96453A1
		96453A2
		965451



2000-2007 (135,140,150,175,200 & 240HP SportJet)
2 Stroke, Does Not Include Direct Injection Engines

ITEM	Application	Replaces
HY-TRME002	CDM Trigger 6 Cyl	134-6456-18
		96455A18
		96455T18



1982-1988,1991-1993,1997-2005(6-25HP)

ITEM	Application	Replaces
HY-TRME004	Trigger	98450A10
		93880A1
		98450A3
		98450A5&98450A10



1976-1997 (30 JET,40,45,50,55,80 & 85HP) Straight Arm

ITEM	Application	Replaces
HY-TRME006	Trigger 4 Cyl	134-6452 77000A2
		73372A1 96452A1
		73410A1 96452A4
		76681A1 96452A5



1976-1995 (50,60,65 & 70HP)

ITEM	Application	Replaces
HY-TRME007	Trigger 3 Cyl	134-6453
		18-5797
		68162A3
		68162A6
		96455A1
		96455A8



Mercury (1993-1997 (90 & 95HP) SportJet) Force (1991-1995 (70 & 90HP)

ITEM	Application	Replaces
HY-TRME012	Chrysler, Force	134-7029-3
	Gamefisher, Mercury	817029A3
	Trigger 3 Cyl	817029A9



Mercury (1995 (120HP) SportJet) Force (1991-1995 (120HP)

ITEM	Application	Replaces
HY-TRME013	Chrysler, Force	134-7029-4
	Gamefisher, Mercury	817029A4
	Trigger 4 Cyl	817029A11



JOHNSON EVINRUDE

1985-2006 (2.5-55HP – 2 Cyl.) 1995 (50HP – 3 Cyl.)
1995-2006 (80-115HP – 4 Cyl.) 1991-2006 (105-175HP – 6 Cyl.)

ITEM	Application	Replaces
HY-J02511	JohnsonEvinrude Ignition Coil	183-3740
		18-5170
	2/3/4/6 Cyl	300-05837
		583298
	Dual Coil, 2 Stroke	583740
		879614
		9-23104



JOHNSON EVINRUDE

1977-1984 (4-60HP – 2 Cyl.) 1979-1984 (65-75HP – 3 Cyl.)
1978-1984 (85-140HP – 4 Cyl.) 1979-1984 (150-235 – 6 Cyl.)
Cross Flow Engines, Positive Polarity

ITEM	Application	Replaces
HY-J02524A	JohnsonEvinrude Ignition Coil 2/3/4/6 Cyl	183-0003
		581686
		584561
		582106
		581997
		581998
		581862
		582366
		582330



1997-2005 (175 & 210HP) Sport Jet Engines

ITEM	Application	Replaces
HY-TRME009	Trigger 6 Cyl	134-6456-15
		18-5796
		96455A15



1995-1999 (30 & 40HP) Engines w/ TPM Modules

ITEM	Application	Replaces
HY-TRME010	Trigger 2 Cyl	134-9021-2
		99021A11
		99021A14



1988-1997 (80 JET,100,115 & 125HP)

ITEM	Application	Replaces
HY-TRME011	Trigger 4 Cyl	134-9021-4
		99021A2
		99021A6
		99021K2



1996-2006 (80 JET,100,115 & 125HP)

ITEM	Application	Replaces
HY-TRME014	CDM Trigger 4 Cyl	134-4513-4
		834821T
		854513T
		855746A2
		855746A21
		855748A2



JOHNSON EVINRUDE

1996-1999 (3.3HP – 1 Cyl.) 1985-2005 (4-60HP – 2 Cyl.)
1985-2001 (25-75HP – 3 Cyl.) 1985-2001 (65-140HP – 4 Cyl.)
1985-2001 (150-250HP – 6 Cyl.) 1985-1997 (250-300HP – 8 Cyl.)

ITEM	Application	Replaces
HY-J02512	JohnsonEvinrude Ignition Coil 2 Tower 1/2/3/4/6/8 Cyl.	183-2508, 18-5179,
		300-01991, 582508,
		9-23107



JOHNSON EVINRUDE

2002-2005 (200,225 & 250HP), Negative Polarity

ITEM	Application	Replaces
HY-J02524	JohnsonEvinrude Ignition Coil 2/3/4/6 Cyl.	0586749
		183-0002



JOHNSON EVINRUDE


ITEM	Application	Replaces
HY-J02527	JohnsonEvinrude Marine 2CYL	581786
		581370
		502881
		18-5172



MERCURY

40/50 HP 1995-2001

ITEM	Application	Replaces
HY-ME2529	MERCURY 4STK	392-825101T
		339-825101T



JOHNSON EVINRUDE

Johnson/Evinrude 2 to 300 HP
Cross Reference: 18-5176, 72080, 9-23103

ITEM	Application	Replaces
HY-J02524B	2 stroke Johnson/Evinrude, Outboard	CDI 0582330
		183-3737 0581686
		GLM 0581862
		72080 0581997
		OMC 0581685
		0581819
		058199
		0582106 Mallory
		0582366 9-23103
		0583737 Sierra Marine
0584561 18-5176		



MERCURY

1970-2006 (6-40HP – 2 Cyl.) 1976-1997 (45-90HP – 3 Cyl.)
1976-1997 (45-125HP – 4 Cyl.) 1976-2000 (90-225HP – 6 Cyl.)

ITEM	Application	Replaces
HY-ME2513	MERCURY Ignition Coil 2/3/4/6 Cyl.	184-0001 339-7370A2
		18-5186 339-7370A6
		338-4774A1 339-7370A8
		338-4995A1 339-7370A13
		338-4995A2 339-7370A16
		339-7370A2 339-7370A17



MERCURY

Mercury (1996-2007 (30-300HP) Force (1996-1999 (40,50,75,90 & 120HP)

ITEM	Application	Replaces
HY-ME2514	Chrysler, Force Gamefisher, Mercury CDM Module 2/3/4/6 Cyl	114-7509 827509A8
		827509A1 827509A9
		827509A3 827509A10
		827509A4 827509T7
		827509A7 AMW-3454



MERCURY

2.5-3.3hp

ITEM	Application	Replaces
HY-ME2520	MERCURY	823033
		18-5182



JOHNSON EVINRUDE

1968-1985 (1.2-2HP – 1 Cyl.) 1968-1988 (3-40HP – 2 Cyl.)
Magneto Ignition, Engines w/ Points and Condenser

ITEM	Application	Replaces
HY-J02525	JohnsonEvinrude Ignition Coil 1/2 Cyl.	183-4477 582931
		18-5181 582995
		18-5181D 584477
		580197 802371A1
		580416 9-23102
		580971 AP732
		582370 GLM72100



MERCURY

2005- UP (110 Jet, 135, 150, 175, 200, 225 & 250HP)
DFI Outboard 1100,1350 & 1650 QC4V Race Sterndrives

ITEM	Application	Replaces
HY-ME2521	MERCURY Ignition Coil	0736983860446 339-883778A02
		184-0004 339-8M0077473
		18-5159 736983860446
		339-883778A01 8M0077473



MERCURY

2004-2018 (75,80,90,100,115,135,150,200,225,250,275,300,350 & 400HP)

ITEM	Application	Replaces
HY-ME2523	MERCURY Per il Coil 4/6 Cyl.	184-0002
		339-880615T01
		339-8M0039809
		339-8M6002327
		880615T01
		8M0039809 8M6002327



MERCURY

1998-2006 (135,200,225,250 & 300HP)

ITEM	Application	Replaces
HY-ME2518	MERCURY Ignition Coil 6 Cyl.	184-0005
		339-856991A1
		18-5187
		856991
		339-850227
		856991A1
		339-856991



MERCURY

Polaris Sportsman 300 4X4 2008 2009 2010

ITEM	Application	Replaces
HY-P02532	Polaris	3089860
		3089910



MERCURY

Polaris ATV RZR

ITEM	Application	Replaces
HY-P02533	Polaris	4015072
		4011834



YAMAHA

2005 F50

ITEM	Application	Replaces
HY-YA2541	YAMAHA 50HP 4STK 4CYL	F6T557
		63P-82310-01-00



MERCURY

ITEM	Application	Replaces
HY-ME2530	MERCURY 4STK	8M0029482
		8M0044991



YAMAHA

1999-2003 LS2000 2003-2005 LX210 AR210
GP1200 SUV 1200 XL Ls 1997-2005

ITEM	Application	Replaces
HY-YA2516	YAMAHA	65U-85570-00
		17-405-01



YAMAHA

GP1200R GP1200 GP1300R GP1300

ITEM	Application	Replaces
HY-YA2515	YAMAHA	66V-85570-00-00
		F6T551



YAMAHA

1992-2006

ITEM	Application	Replaces
HY-YA2544	Yamaha outboard motor 2 stroke 60HP 70HP 80HP 85HP 90HP	697-85570-00
		6H2-85570-00



YAMAHA

ITEM	Application	Replaces
HY-YA2545	Yamaha Outboard 9.9 15 HP 1996-2009	63V-85570-00-00
		63V-85570-01-00
		63V-85570-02-00



MERCURY

2004-2008 (75,90,115 PRO XS, & 125HP - 3 Cyl. DFI)

2008 - Up (200-250 DFI, 200 JET & 200 XS)

2002-2008 (30 & 40HP - 3 Cyl.) (EFI, 50 & 60HP - 4 Cyl. 4-Stroke EFI)

SCI Racing Sterndrive (600,662,700,850,1025,1075,1200)

(1100 & 1250 QC4V) (240HP SportJet) 2002-2004 (200-250HP EFI, 3.0L - 6 Cyl. DFI)

ITEM	Application	Replaces
HY-ME2528	MERCURY Driver Coil 3/4/6 Cyl.	184-0003
		339-879984T00
		18-5158
		879984T01
		300-879984T01
		8M0042380
		300-8M0077471
		8M0047456
		339-879984A1



MERCURY

Tohatsu & Nissan (1993-2016 (9.9,15 & 18HP) 2-Stroke)
Mercury (Fits Most: 2002-2006 (25,30 & 40HP) 4-Stroke Engines)

ITEM	Application	Replaces
HY-ME2531	MERCURY Tohatsu Nissan	16064T02
		3G2-06040-2
		16064T03
		3G2060402M
		16064T05
		3G206-0402M
		18-5166
		3G2-06050-0
		189-3381
		3G2060500M
		362060500M
		3G206-0500M
		362-06050-1
		3G2-06050-1
3G2-06040-0		
3G2060501M		
3G2060400M		
3G206-0501M		
3G206-0400M		
3G2-06053-0		
3G2-06040-1		
3G2060530M		
3G2060401M		
3G206-0530M		
3G206-0401M		
3M3060482M		
8M0047311		



YAMAHA

ITEM	Application	Replaces
HY-YA2542	YAMAHA 9. 9HP 15HP	6B4-85570-00 6B4-85530-00



YAMAHA

ITEM	Application	Replaces
HY-YA2543	1989 - 1996 Yamaha Outboard C 75-90HP 2T	688-85570-10 688-85570-11



YAMAHA

ITEM	Application	Replaces
HY-YA2546	Yamaha Outboard 115-130 150-175-200-225 HP 2-Stroke 1990-2009	6R3-85570-01-00 6R3-85570-00-00



YAMAHA

ITEM	Application	Replaces
HY-YA2547	Yamaha Jet-Ski (1999-2008) JetSki WaveRunner GP1200R GP1300R XP1800 Engine	66V-85570-00-00 F6T551



YAMAHA

ITEM	Application	Replaces
HY-YA2548	Yamaha Outboard 150 175 200 225 250 300HP 2001-2014	68F-82310-01-00 68F-82310-11-00



YAMAHA

ITEM	Application	Replaces
HY-YA2549	115 200 225 HP (2000&UP) F115 F200 F225 LF115 LF200 LF225	68V-82310-00-00 68V-82310-01-00



YAMAHA

ITEM	Application	Replaces
HY-YA2552	Yamaha WaveRunner FX Cruiser FX1000A FX1100A FX1800 6	6D3-82310 - 01-00 6D3-82310 - 00-00 6B6-82310 - 00-00



YAMAHA

ITEM	Application	Replaces
HY-SU3341	Suzuki Outboard Models DF15A DF20A 4-stroke Replaces	33410-89L10



YAMAHA

ITEM	Application	Replaces
HY-YA2551	Yamaha FZ1 2006-2014 for Yamaha YZF R1 2002-2006	5VY-82310-00-00 5SL-82310-00-00 2C0-82310-00-00 5PW-82310-00-00



YAMAHA

ITEM	Application	Replaces
HY-NI6040	9.9HP 15HP 18HP 2-Stroke Tohatsu Replacement for Nissan 9.9 15 18 HP M9.9D2 NS9.9D2	3G2-06040-2 3G2-06050



BOMBARDIE

3D DI 2006-2007 GTX DI 2000-2003
 LRV DI 2002 RX DI 2000-2003
 XP DI 2003-2004 Sportster LE DI 2004-2006

ITEM	Application	Replaces
HY-BB2519	BOMBARDIE SEA-DOO	278001451



BOMBARDIE

SkiDoo 600, SkiDoo 900 ACE, Sea-Doo RXP GTX RXT GTR

ITEM	Application	Replaces
HY-BB2522	BOMBARDIE 4STK	420666140 420666141 420666142



BOMBARDIE

Ski-Doo Model Freeride 800 E-TEC 2012-2015 Snowmobile Part#

ITEM	Replaces
HY-BB2536	SM-01184 CDI 44-63311, 512060644 512060711, 512060810 512060953



YAMAHA

1991-2010 (9.9,15,20,25 & 30HP – 2 Cyl.)
 1994-2004 (115 & 130 – 4 Cyl.) 1994-2004 (150 & 175HP – 6 Cyl.)

ITEM	Application	Replaces
HY-YA2539	YAMAHA Ignition Coil 2 Cyl.	18-23602 18-5113 18-5119 187-0005 61N-85570-00-00 61N-85570-10-00 63V-85570-00-00 65E-85570-00-00 95188A02



YAMAHA

ITEM	Application	Replaces
HY-YA2550	Yamaha Outboard Marine for 2006 & Later Yamaha 4-Stroke F 200-250HP	6P2-82310-01-00 H6T11271 H6T11271A



BOMBARDIE

GSX GTX SPX XP 787 800

ITEM	Application	Replaces
HY-BB2535	BOMBARDIE SEA-DOO	278000383 2780001130 129700-3281



BOMBARDIE

ITEM	Application	Replaces
HY-BB2537	BOMBARDIE	296000307 420664020 290664020 1297004410



MERCURY

Tohatsu & Nissan (1993-2016 (25C3,35C & 40CHP)
 1996-2010 (35C & 40CHP) 2-Stroke)
 Mercury (Fits Most: 2001-2006 (9.9,15 & 18HP)

ITEM	Application	Replaces
HY-ME2532	MERCURY Tohatsu Nissan	18-5133 189-3081 3A0-06040-1 3A0060401M 3A0060481M 803706A1 33410-96300




BOMBARDIE

GTI 1996-1997 GTS 1992-2001 GTX 1992-1994 HX 1995-1997 SP 1992-1997 SPI 1993-1996
 SPX 1993-1997 XP 1992-1993 XP (720 ONLY) 1995 Challenger 1998 Challenger 2001 Challenger 2000 2000
 Explorer 2002 Explorer 1996-1997 Speedster SK 1999 Sportster 2000 Sportster 1996-1997
 Sportster 1800 1998-1999 Sportster LT 2002

ITEM	Application	Replaces
HY-BB2534	BOMBARDIE SEA-DOO	278000586 278000202 129000-0502



BOMBARDIE



CODE **HP**
688-44352-03 75/85/90



CODE **HP**
6F5-44352-01 40



CODE **HP**
63V-44352-01 8/9. 9/15



CODE **HP**
682-44352-01 9. 9/15




CODE **HP**
17461-93903
17461-93901 DT9. 9/DT15
17461-93902



CODE **HP**
6H4-44352-01 25/30/40/50




CODE **HP**
646-44352-01 2



CODE **HP**
369-65021-1 2. 5/3. 5/5/6
47-16154-3 3. 3/4/5




CODE **HP**
6E0-44352-00 6/8
47-96305M



CODE **HP**
6L5-44352-01 2. 5/3



CODE **HP**
3B2-65021-1 6/8/9. 8
47-8037481



CODE **HP**
68T-44352-00 F6A/6B/F8C



CODE **HP**
6H3-44352-00 40/50/55
697-44352-00 60/70



CODE **HP**
309-65021-1 2. 5/3. 5



CODE **HP**
6E5-44352-03 115/150/225/250



CODE **HP**
334-65021-0
334-65021-0M 9. 9/15/18/20
47-803748



CODE **HP**
17461-96301
17461-96311 25HP
17461-96312
17461-96310



CODE **HP**
689-44352-03
47-84797M 25-30HP
47-89890
47- 81604M

BOMBARDIE



CODE
6G1-44352-00



HP
6/8HP



CODE
17461-98501

HP
4-8hp



CODE
662-44352-01

HP
6/8/15HP



CODE
6G0-44352-01 02 03
656-44352-01 02 03




HP
20HP 25HP A B



CODE
15403-D05-0100

HP
15403-D05-0100



CODE
15403-H58-0100

HP
6HP




CODE
15403-C96-0100

HP
25HP



CODE
15403-H35-0100

HP
40HP



CODE
47-89983T

HP
30-70HP



CODE
47-85089-10
47-85089-3

HP
9.9-50HP



CODE
47-89980
47-68988

HP
3.5-9.9HP




CODE
Suzuki
17461-94700

HP
9.9/15HP



CODE
47-85089-10
47-85089-3

HP
9.9-50HP



CODE
6AW-44352-00

HP
300/350HP



CODE
3C8-65021-2

HP
45HP 4 STROKE



CODE
47-43026T2
47-43026-4m
47-43026Q02
89630 18-3056

HP
2-47#60HP

ANCHOR LINES

DOUBLE BRAIDED

Nylon / Polyester / Polypropylene

Premium double braided anchor lines complete with stainless steel thimble. Those lines are extremely strong and especially designed to absorb sudden shock loads.

Model number	Diameter(in)	Length(ft)
FY3810	3/8"	100'
FY3815	3/8"	150'
FY1210	1/2"	100'
FY1215	1/2"	150'
FY1220	1/2"	200'
FY1225	1/2"	250'
FY2520	5/8"	200'
FY5825	5/8"	250'
FY5830	5/8"	300'
FY3430	3/4"	300'
FY3450	3/4"	500'



3-STRAND TWISTED

Nylon / Polyester / Polypropylene

Extremely strong 3-strand twisted anchor lines complete with stainless steel thimble. Those lines are specially designed to absorb sudden shock loads

Very good resistance to abrasion, gasoline oils and other chemi-cals. Individually packed spools or coils..



Model number	Diameter(in)	Length(ft)
FY3810	3/8"	100'
FY3815	3/8"	150'
FY1210	1/2"	100'
FY1215	1/2"	150'
FY1220	1/2"	200'
FY1225	1/2"	250'
FY2520	5/8"	200'
FY5825	5/8"	250'
FY5830	5/8"	300'
FY3430	3/4"	300'
FY3450	3/4"	500'

SOLID BRAIDED

Nylon / Polyester / Polypropylene

Extremely strong 3-strand twisted anchor lines complete with stainless steel thimble. Those lines are specially designed to absorb sudden shock loads. Very good resistance to abrasion, gasoline, oils and other chemi-cals. Individually packed spools or coils.



Model number	Diameter(in)	Length(ft)
FY3810	3/8"	100'
FY3815	3/8"	150'
FY1210	1/2"	100'
FY1215	1/2"	150'
FY1220	1/2"	200'
FY1225	1/2"	250'
FY2520	5/8"	200'
FY5825	5/8"	250'
FY5830	5/8"	300'
FY3430	3/4"	300'
FY3450	3/4"	500'

BOAT STRAP

Heavy-Duty Boat Custom Polyester Trailer Winch Strap

For easy, secure attachment to your boat or hoisted load, this winch strap is equipped with a snap hook. The hook features a spring-loaded latch for enhanced security and reliable operation

S002010	S002015	S002020
2" x10'	2" x15'	2" x20'
Provides 4,000 pounds of break strength		
Safe working load of 1,320 pounds		
Color customization		



LASHING STRAP

Commonly used on Pick Up Truck/moving appliances/lawn equipment/motorcycle/Kayak/Canoe/boat/Lumber/Surf-board/Luggage/bike/ladders and other large items; 200Lbs Load Cap 600 Lbs Break Strength

S001080	S001012	S001016	S001018	S001014	S001020
1" x8'	1" x12'	1" x16'	1" x18'	4" x14'	4" x20'
Load Cap: 200 lbs			Color customization		
Break Strength: 600 lbs					



DOCKINGPAL BUNGEE LINE

Eliminate the jerking and tugging on your docked boat caused by non-bungee dock lines. Features a loop and slider at each end for easy attachment and quick docking. The bungee cord is hidden inside the rope and acts as a built-in snubber.

S038030	S038040	S038050	S038060
3/8" x3'	3/8" x4'	3/8" x5'	3/8" x6'
Color customization			

DOCKINGPAL BUNGEE LINE WITH HOOKS

Eliminate the jerking and tugging on your docked boat caused by non-bungee dock lines. Features a loop and slider at each end for easy attachment and quick docking. The bungee cord is hidden inside the rope and acts as a built-in snubber.

S012060	S012070
1/2" x6'	1/2" x7'
Color customization	



ANCHORMATE BUNGEE LINE WITH HOOKS

Connect anchor to with the high tensile strength Anchor Bungee to set the anchor offshore.

S001260	S001270	S001210	S001214
1/2" x6'	1/2" x7'	1/2" x10'	1/2" x14'

ANCHORMATE FLAT BUNGEE LINE WITH HOOKS

Bungee straps are made of high-quality durable interwoven rubber and oxford fiber, wrapped with nylon yarn for external use, more elastic than ordinary rubber bungee cords, and increase the life of the bungee cord. The flat wide bungee straps with hooks is very suitable for dispersing the pressure on a large cargo surface area, and the heavy-duty adjustable elasticity strap with a flat design can prevent slippage and improve cargo safety.

S028040	S028070	S038014
2.8mm x4'	2.8mm x7'	3.8mm x14'

Color customization



TOW ROPE FOR TUBING

Tow Harness for Tubing: Very handy to use with other tube accessories for most all boating needs when it comes to pulling something. Boat tow harness perfect for pulling many person towable tubes, water jet skis, wakesurf boards and wakeboards.

1-2person	65ft long with 4sections each	S012654
3-4person	65ft long with 4sections each	S034654
5-6person	65ft long with 4sections each	S056654

Color customization



SKI ROPE

PE Hollow Braided Rope
 EVA cover with a aluminum core help provide a superior grip for optimum performance.
 High Tensile Strength-Providing 2200 pounds tensile force. Ideal for water ski, wakeboard, Kneeboard and other water sports.

S305750

Color: customized color.
 Handle Length: Approx. 12 inch/30.5 cm
 Rope Length: Approx. 75 ft/23 m
 Suit for 2/4/6 riders
 Extra heavy duty 1600-2000lbs tensile strength



PADDLE ROPE

polyester + elastic band

Made of high quality materials, durable and shiny.
 Comes with a strong buckle for use with kayaks.
 Easy to carry, light weight.
 Control the paddles around the kayak with a harness to prevent the paddles from falling off.

S360720

Size: 36 inches, can stretch up to 72 inches
 Color: Customized as your request.



BUNGEE CORDS WITH HOOK

S024031

S032031

S040031

24inch*0.31inch 32inch*0.31inch 40inch*0.31inch

High Elasticity Rubber Material: Bungee straps are made of high-quality durable interwoven rubber and oxford fiber, wrapped with nylon yarn for external use, heavy-duty reinforced double braided rope ensures good load bearing in long and lasting service life. Heavy-gauge steel hooks at both ends are vinyl-coated to prevent rust.



TOW ROPE FOR TUBING CONNECTOR

S472817

Rope Material: Tube Nylon Webbing, high strength, good friction, wear resistance.

Rope Size (Length x Width x High): Approx. 47 x 2.8 x 1.7 cm / 18.9 x 1.1 x 0.67 inch

Buckle Size (Length x Width x High): Approx. 8 x 7.5 x 2 cm / 3.15 x 3 x 0.8 inch

Breaking Strengthen: up to 6,000 lb.

Use for: Tubing, Wake boarding, Skiing.

Made of highest quality materials, simple, strong and secure to use. 1 inch diameter hole to accept up to 6,000 lb break strength tube ropes. This heavy-duty connector is perfect for towing up to 4 riders on any tube with or without a Quick Connector.





STAND UP PADDLE ROPE

polyester + elastic band

Can be adjusted freely, adheres firmly, and is equipped with a quick pull ring, which can be easily pulled apart and used more conveniently. Considered Classic Telephone Line design for Surfboard Leg Rope ensures more portability, lightweight, effectiveness and flexibility.

S324565

SIZE: Bracelet size(L x W): about 32x4.5cm,
 Thickness: about 6mm,
 Spring rope diameter: about 5mm,
 Length: normal about 55.5cm.
 Color: Customized as your request.

RESCUE ROPE

Made from polypropylene

Safety Emergency Equipment: It is ideal for accurate throwing, our throw rope rescue rope is valuable and safe emergency tool for whitewater kayaking, boating, paddling, rafting, ice fishing, canoeing, swimming.

S310500	S310700	S310980
3/10" x50'	3/10" x70'	3/10" x98'
Strength: 1500 lbs.		



TRAILER ROPE

100% high strength nylon double braided rope
 Recovery Trailer Ropes is a must for outdoor road rescue.
 Made of 100% high strength nylon structure rope.
 Reduce the destructive Impact load on the two vehicles.
 Safer, stretches under load, elongation twenty to thirty percent, Bright colored loops, easy to distinguish.
 Complete accessories like soft shackle, winch rope.

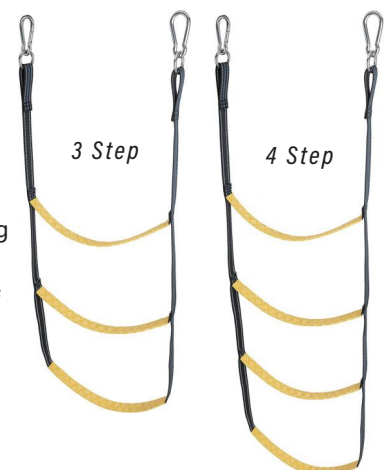
S180060 S180090 S180025

Up to 18mm diameter
 Length can be customized: 6m 9m 25m etc.

ROPE STEP LADDER

S003003	S004004
3 Step	4 Step

Strong, Durable and UV Resistant Rope but With light Weight, Perfect for Inflatable Boat, Kayak, Motorboat, Canoeing
 Updated steps: 4 Step Non-slip and Soft Steps to Protect Your Body in Using Reinforced Sewing: Make Sure to Carry More Weight
 Stainless Steel Hardware is Used for Connection, Prolong the service life of rope ladder, increased the safety
 The Reflective Rope makes it easier for you to find the rope ladder in the dark and return to the boat safely.



TOW ROPE

P/N	SIZE	LENGTH	COLOR	PACKING
S035040	35mm	4m	assorted	bag
S045040	45mm	4m	assorted	bag
S055040	55mm	4m	assorted	bag
S065040	65mm	4m	assorted	bag
S075040	75mm	4m	assorted	bag



TOW ROPE

P/N	SIZE	LENGTH	COLOR	PACKING
S100345	10mm	3m/4m/5m	assorted	bag
S120345	12mm	3m/4m/5m	assorted	bag
S140345	14mm	3m/4m/5m	assorted	bag
S160345	16mm	3m/4m/5m	assorted	bag
S180345	18mm	3m/4m/5m	assorted	bag



TOW ROPE

P/N	SIZE	LENGTH	COLOR	PACKING
S103450	10mm	3m/4m/5m	assorted	bag
S123450	12mm	3m/4m/5m	assorted	bag
S143450	14mm	3m/4m/5m	assorted	bag
S163450	16mm	3m/4m/5m	assorted	bag
S223450	22mm	3m/4m/5m	assorted	bag



TOW ROPE

P/N	SIZE	LENGTH	COLOR	PACKING
S500345	50mm	3m/4m/5m	assorted	bag
S750345	75mm	3m/4m/5m	assorted	bag



DOUBLE BRAID NYLON ROPE

Made of Nylon

P/N	Size
S011001	6mm*200M
S011002	8mm*200M
S011003	9mm*200M
S011004	13mm*200M



3 STRAND TWISTED NYLON ROPE

Made of Nylon

P/N	Size
S020105	5mm*200M
S020106	6mm*200M
S020108	8mm*200M
S020109	9mm*200M
S020113	13mm*200M
S020116	16mm*200M
S020119	19mm*200M
S020125	25mm*200M
S020132	32mm*200M
S020138	38mm*200M
S020150	50mm*200M



TRAILER WINCH WEBBING W/HOOK

Stainless steel 316 bolt and nut, nylon webbing.

P/N	Breaking Force	Rope Width	Length
J470245	2200kg	50mm	4500mm
J470260	2200kg	50mm	6000mm
J470275	2200kg	50mm	7500mm



WEBBING WITH BUCKLE

Stainless Steel A316 Buckle with 1"*90" nylon webbing.

Breaking load 400 kg

P/N J460200



SWIVEL WEBBING BUCKLE KIT FOR SUN TOP

Stainless Steel A316 Buckle, pad Eye,

Swivel Pin and Snap hook with 1"*90" nylon webbing.

Breaking load 400 kg

P/N J460100



WEBBING WITH HOOK

Webbing with hook and Tie

Down Ratchet 20' x 2". 2000 kg

P/N J470100



BATTERY BOX or FUEL TANK HOLD DOWN STRAP KIT

Stainless Steel A316 Buckle and Strap

Holder with 1"*90" nylon webbing.

Breaking load 400 kg

P/N J460300



ADJUSTABLE BELT W/ZINC ALLOY BUCKLE

Zinc alloy Buckle and Strap Holder with 1"*90" nylon webbing. Breaking load 400 kg

P/N J460400



MOORING ROPE--DOUBLE BRAIDED

Twisted Polypropylene Rope with Splice

P/N	Rope Dia.	Length	Color
S010180	8mm	2000mm	Black
S010280	8mm	2000mm	Blue
S010380	8mm	4500mm	Black
S010480	8mm	4500mm	Blue
S010510	10mm	4500mm	Black
S010610	10mm	4500mm	Blue
S010712	12mm	6500mm	Black
S010812	12mm	6500mm	Blue
S010914	14mm	10000mm	Black
S011014	14mm	10000mm	Blue



BUNGEE DOCK LINES

1 SECTION 75 foot long 16-strand rope and handle float
 12 inch aluminum core handle wrapped with textured high density EVA
 Ideal for skiing/wakeboarding/wakeskating and kneeboarding
 1 section ski rope has an aluminum floating handle and molded end caps for safety and comfort

S175160



3 SECTIONS: 15 in. EVA-wrapped grip with a floating aluminum core
 5/16 inch, 16 strand, UV treated low stretch buoyant rope
 3 sections for wakeboarding at 45, 55 or 65 feet
 Full length finger guards

S315516



3 SECTIONS: 75' (22. 86 M), 3 removable 10' Sections
 EZ GRIP: 15" (30cm) raised diamond grip EVA handle
 THICK: 5/16" Polypropylene Rope
 STRONG: 1800 lb. (680 kg) tensile strength
 WIDER: 15" Handle for expanding into new tricks

S375516



4 SECTIONS: 75' overall w/ 70' Mainline (70', 60', 50' 40')
 12" EVA Diamond Grip handle (black with white grooves)
 1800 lb. (680 Kg) tensile strength
 Rope wrap to prevent tangling
 4 removable 10' sections (70', 60', 50' 40')
 Foam filled floating handle.
 16 strand, UV-treated & pre-stretched polyethylene (approx. 3/8" dia)

S475120



Bungee Dock Lines absorb shock to boats, cleats, docks, pylons and other hardware. The bungee cord is hidden inside the rope and acts as a built-in snubber. Two foam floats protect the boat from chafing. There's a sliding adjustment at both ends for quick docking.

ITEM 1 : 4 Foot Bungee Dock Line

- 4 feet in length, and stretches to 5 1/2 feet
- Tensile strength is 2,150 pounds

S004550

ITEM 2 : 5 Foot Bungee Dock Line

- 5 feet in length, and stretches to 7 1/2 feet
- Tensile strength is 2,150 pounds

S005750

ITEM 3 : 6 Foot Bungee Dock Line

- 6 feet in length, and stretches to 9 feet
- Tensile strength is 2,150 pounds

S006900




REFLECTIVE TOWABLE ROPE

S516160



1K towable rope is custom made to tow any tube up to 1-2 riders. This 1K rope also struts a floating foam rope buoy so rope is easy to locate in the water.
 1500 Pound (1.08 Mg) Break Strength
 Manufactured with minimum stretch design
 Heavy-Duty 5/16" 16 strand rope construction
 Floating foam buoy.

S380160



2K towable rope is custom made to tow any tube up to 1-2 riders. This 2K rope also struts a floating foam rope buoy so rope is easy to locate in the water.
 2375 Pound (1.08 Mg) Break Strength
 Manufactured with minimum stretch design
 Heavy-Duty 3/8" 16 strand rope construction
 Floating foam buoy.

S120160



3K towable rope is custom made to tow any tube up to 1-2 riders. This 2K rope also struts a floating foam rope buoy so rope is easy to locate in the water.
 3350 Pound Break Strength
 Manufactured with minimum stretch design
 Heavy-Duty 1/2" 16strand rope construction
 Floating foam buoy.

S580160



4K towable rope is custom made to tow any tube up to 4 riders. This 4K rope also struts a floating foam rope buoy so rope is easy to locate in the water.
 4100 Pound (1.86 Mg) Break Strength
 Manufactured with minimum stretch design
 Heavy-Duty 5/8" 16 strand rope construction
 Floating foam buoy

BOAT CHAIRS

CLASSIC HIGH BACK BOAT SEAT

SIZE:15"X17"X22"



P/N:R751531

P/N:R751532

P/N:R751533

P/N:R751534

CLASSIC HIGH BACK BOAT SEAT

SIZE:17"X17"X24"



P/N:R751821

P/N:R751822

P/N:R751823

DELUXE LOW BACK FISHING SEAT

SIZE:17"X17"X21.5"



P/N:R763361

P/N:R763362

P/N:R763363

CAPTAIN BOAT SEAT

SIZE: 28.3" X 20.5" X 23.6"



P/N: R575WB

P/N:R575WBL

P/N:R575WG

P/N:R575GB

CAPTAIN BOAT SEAT

SIZE: H19.5" X W 22" X D 21.5"



P/N: R573RW



P/N: R573BW



P/N: R573GW

CAPTAIN BOAT SEAT

SIZE: 17"X15"X17"



P/N:R75133GCC



P/N:R75133GCR



P/N:R57133GCB

EXPLORER HIGH BACK BOAT SEAT

SIZE: 22" *16" *16.5"



P/N:R75186WC



P/N:R75186WB



P/N:R75186WR

HIGH BACK BOAT SEAT

SIZE: 22" *15" *15.5"



P/N:R75185WG



P/N:R75185WB



P/N:R75185WR

HIGH BACK BOAT SEAT

SIZE: 21.5" *18" *24"



P/N:R75124WR



P/N:R75124WG



P/N:R75124W



P/N:R75124WB

PRO CASTING SEAT

SIZE: 15" *11" *5"

SIZE: 16" *12.5" *6.5"




P/N:R75104B
P/N:R752261



P/N:R75104W
P/N:R752262



P/N:R75104R
P/N:R752263



P/N:R75104BU
P/N:R752263

DELUXE HIGH BACK BOAT SEAT

SIZE: 17" *16" *22"



P/N:R751461B



P/N:R751462GY



P/N:R751463R

DELUXE HIGH BACK BOAT SEAT

SIZE: 18" *16.5" *19.5"

SIZE: 18" *16.5" *17.5"



P/N:R751401
P/N:R751411



P/N:R751402
P/N:R751412



P/N:R751403
P/N:R751413

DELUXE ALL WEATHER SEAT

SIZE: 18.5" *18" *20"



P/N:R751141



P/N:R751142



P/N:R751143

DELUXE ALL WEATHER SEAT

SIZE: 18.5" *18" *23.75"



P/N:R751151



P/N:R751152



P/N:R751153

LOW BACK BOAT SEAT

SIZE: 19.3" X 16.7" X 20.1"

P/N: R514BW



P/N: R514WR



P/N: R514BLW



P/N: R514W



P/N: R514BR



P/N: R514BRL

LOW BACK BOAT SEAT

SIZE: 20"X16X15.5"

P/N NO: R515BW



P/N NO:R515GW



P/N NO:R515RW



P/N NO: R515BW1



P/N NO:R515GW1



P/N NO:R515RB

LOW BACK BOAT SEAT

SIZE: 16"W*14"D*19"H

P/N : R516WR



P/N : R516W



P/N : R516WBR



P/N : R516WG



P/N : R516WGR



P/N : R516WB

CLASSIC HIGH BACK BOAT SEAT

SIZE: 16.5"*15.5"*22"



P/N:R751011



P/N:R751012



P/N:R751013



P/N:R751014

CLASSIC LOW BACK BOAT SEAT

SIZE: 20" X 16.5" X 20"



P/N:R751021



P/N:R751022



P/N:R751023



P/N:R751024

MOLDED FOLD-DOWN BOAT SEAT

SIZE: 20.25"X18"X15"



P/N:R751091



P/N:R751092



P/N:R751093



P/N:R751094



P/N:R751095

DELUXE ALL WEATHER SEAT

SIZE: 18"X16.5"X17.5"



P/N:R751131



P/N:R751132



P/N:R751133

LOW BACK BOAT SEAT

SIZE:19.7" X 17.5" X 22.2"

P/N: R518GB



P/N:R518BR



P/N: R518WG



P/N:R518BW



LOW BACK BOAT SEAT

SIZE: H20"×W18.8"×D20"

SIZE:17"X18.5"X18.5"

P/N: R515WBG1

P/N:R515WB1

P/N:R515WBL1



P/N: R516WBR1

P/N:R516WB1

P/N:R516WBR1

LOW BACK BOAT SEAT

SIZE: 21.5" X 15" X 17.5"

P/N: R517BR

P/N:R517WR

P/N: R517GW

P/N:R517WG



LOW BACK BOAT SEAT

SIZE:16"X15.5"X19"

SIZE:16"X14"X19"

P/N:R519WG

P/N:R519WB

P/N:R610WG

P/N:R610WB



HIGH BACK BOAT SEAT

SIZE:16"X15.5"X19"



FOLDING PLASTIC BOAT SEAT

SIZE:18"X16.5"X19.5"

P/N:R75142



SIZE:20.25"X18"X15"

P/N:R75110



SIZE:18"X16.5"X17.5"

P/N:R75143



HIGH BACK BOAT SEAT

SIZE:23.75"X16.75"X20.5"

P/N: R6131



P/N:R6132



P/N:R6133



P/N: R6134



P/N:R6135

FOLDING DECK CHAIR

Resilient foam cushions.
 Safety catch to prevent accidental folding
 Dimensions: 29" Height x 26"Width x 14" Depth
 Upholstery Material: Vinyl
 Cushion Color: White+Blue

P/N	TUBE MATERIAL
R010300-BU	aluminum
R010400-BU	304 stainless steel



FOLDING DECK CHAIR

Resilient foam cushions.
 Safety catch to prevent accidental folding
 Dimensions: 29" Height x 26"Width x 14" Depth
 Upholstery Material: Vinyl
 Frame Material: Aluminum

P/N	Color
R010300-GY	White+Gray



FOLDING DECK CHAIR

Made of 304 Stainless Steel / Aluminum
 Folding deck chair is made with a combination of quality, strength and comfort- for fishing or just relaxing in the cockpit
 Stainless hardware Cushion Color: White
 Safety catch prevents accidental folding UV resistant vinyl

P/N	TUBE MATERIAL
R010100	aluminum
R010200	304 stainless steel



FOLDING DECK CHAIR

Resilient foam cushions. Color: White
 Safety catch to prevent accidental folding
 Dimensions: 29" Height x 26"Width x 14" Depth
 Upholstery Material: Vinyl

P/N	TUBE MATERIAL
R010300-WH	aluminum
R010400-WH	304 stainless steel



BOAT DECK CHAIR

P/N	Material	Color
R080100	aluminum	White
R080300	304 stainless steel	Navy



CANVAS FOLDING CHAIR

Made of Aluminum tube

P/N	Color
R020100	Navy
R020100W	White



CANVAS FOLDING CHAIR WITH CUP HOLDER

P/N	Material	Size	Color
R070100	aluminum	37 H X 28 W X 21 D	Navy
R080100	Stainless Steel	37 H X 28 W X 21 D	Navy
R070100W	aluminum	37 H X 28 W X 21 D	White



PORTABLE CAMPING CHAIR

Made of high strength aluminum alloy frame. Weighs only 2 pounds and holds up to 250 pounds. Ripstop nylon seat is made of breathable 600D Oxford cloth. Simple setup—foldable aluminum pole with shock-cord structure enables quick set up and fold down. Hook&Loop strap can hold the frame together easily.

P/N R010500



COOLER CUSHION

P/N	Size
R030100	22.6" x 13.3" x 2.8"
R030200	22.6" x 10.5" x 2.8"
R030300	26.5" x 10.5" x 2.8"
R030400	31.3" x 15.3" x 2.8"
R030500	38.9" x 16.5" x 2.8"
R030600	39.4" x 17.2" x 2.8"



FOLDING SEAT

Built-in storage pouch in the back of the seat.

P/N	Size	Color
R050100	38" H x 17" W x 2.5" D	NAVY/ BLACK
R050200	38" H x 17" W x 2.5" D	NAVY /WHITE
R050300	38" H x 17" W x 2.5" D	ROYAL BLUE/BLACK
R050400	38" H x 17" W x 2.5" D	WHITE/BLACK



REPLACEMENT CUSHION SET FOR DECK CHAIRS

P/N

R010100 - P

Cushion Set for Folding Deck Chairs



**FOLDING CHAIR
ULTRA-LIGHT MOON CHAIR**

Model:FOYO-L-V2
 Accommodation size:≈36x13x12cm
 Expansion=55×53x68cm;weight:0.95kgs
 Bearing capacity:≤120kg
 Support material 7075 aluminum alloy
 Chair fabric material:600D Oxford cloth, polyester mesh
 Storage bag material:210D polyester cloth.
 Material of plastic parts nylon
 Upper pipe φ13mmx1.5mm, horizontal pipe: φ18mmx1.2mm
 Bottom pipe:φ15mmx1.2mm(φ15mmx1.2mm is the reinforced model)
 Is the best-selling model in Europe and America, and can pass the European EN581 test.



**FOLDING CHAIR
ULTRA-LIGHT MOON CHAIR**

Model:FOYO-L-V1
 Accommodation size:=36x13x12cm
 Expansion size:=55×53×68cm;weight 0.95kg
 Bearing capacity:≤120kg
 Support material:7075 aluminum alloy
 Chair fabric material:600D Oxford cloth, polyester mesh
 Storage bag material:210D polyester cloth.
 Material of plastic parts:nylon
 Upper pipe: φ13mmx1.5mm, horizontal pipe: φ18mm×1.2mm
 Lower pipe: φ13mmx1.5mm(φ15mmx1.2mm is the reinforcement)



**FOLDING CHAIR
ULTRA-LIGHT MOON CHAIR**

Model:FOYO-SG
 Accommodation size:=36x13x12cm
 Expansion size:=52x53x63cm;weight:0.9kg
 Bearing capacity:≤120kg
 Support material:7075 aluminum alloy
 Chair fabric material 600D Oxford cloth, 40 mesh nylon
 Mesh storage bag material:210D polyester cloth.
 Material of plastic parts:nylon
 Upper pipe: φ13mmx1.5mm
 Horizontal pipe φ18mmx1.2mm
 Lower pipe: φ13mmx1.5mm.



**FOLDING CHAIR
ULTRA-LIGHT MOON CHAIR**

Model:FOYO-H
 Accommodation size:=40×13x12cm
 Expansion size:=55×69×102.5cm
 Weight:1.21kg Bearing capacity:≤120kg
 Support material:7075 aluminum alloy
 Chair fabric material:600D Oxford cloth, polyester mesh
 Storage bag material:210D polyester cloth.
 Material of plastic parts:nylon
 Upper pipe: φ13mmx1.5mm
 Horizontal pipe: φ18mmx1.2mm
 Bottom tube: φ15mmx1.2mm
 Southeast Asia best seller.



FOLDING CHAIR ULTRA-LIGHT MOON CHAIR

Model:FOYO-S-H

Storage size:=43*15*14cm

Deployment size:=595x78x98cm Weight:1.56kg.

Bearing capacity:≤120kg Support material:7075 aluminum alloy

Fabric material of chair surface:900D cation

Storage bag material:900D cation+nylon

Meshplastic material nylon

Upper pipe: Φ 15mm×1.2mm

Horizontal pipe: Φ15mm×1.2mm lower pipe: Φ18mm×1.2mm

Suitable for European and American customers.



FOLDING CHAIR ULTRA-LIGHT MOON CHAIR

Model:FOYO-S-H-F

Storage size:≈43*15*14cm

Deployment size:≈59.5x78x98cm Weight:1.56kg

Bearing capacity:≤120kg Support material:7075 aluminum alloy

Fabric material of chair surface:900D cation

Storage bag material:900D cation+nylon

Meshplastic material:nylon

Upper pipe: Φ15mm×1.2mm Horizontal pipe:15mm×1.2mm

Lower pipe: Φ Φ18mm×1.2mm

Suitable for European and American customers.



ALL-ALUMINUM MOON CHAIR

Model:FOYO-L-L

Storage size:≈43x14x10cm

Deployment size:≈54x53x68cm

Weight:1kg Bearing capacity:≤120kg

Support material:7075 aluminum alloy

Chair fabric material:900D cation

Polyester material:900D cation

Material of plastic parts:nylon

Upper pipe: Φ 14 mm x 1.2mm

Horizontal pipe: Φ 25mm x 2.1mm

Lower pipe: Φ 14 mm x 1.2mm can pass the

European EN581 test and is available in stock.



ALL-ALUMINUM MOON CHAIR

Model:FOYO-L-F

Storage size:=50x14×13cm

Expansion size:≈73x68x102cm, weight:1.76kg

Bearing capacity:≤120kg

Support material:7075 aluminum alloy

Chair fabric material:900D cationic

Storage bag material:900D cationic

Plastic material:nylon

Upper pipe: Φ 16mm x 1.2mm

Horizontal pipe: Φ 29mm x 2.1mm

Lower pipe: Φ 16mm x 1.2mm in stock.





FOLDING TABLE

Model:FOYO-ZBB

Storage size:≈63x10x8cm (small);80×13x9cm (large)
 Expanded size:≈57x43x38cm (small);75x55×52.5cm (large)
 Weight:1.13kg,1.4kg Bearing capacity:≤20kg
 Support material:6061 aluminum alloy
 Stool surface material:600D Oxford cloth
 Polyester mesh storage bag material:210D polyester coth.
 Material of plastic parts:nylonPipe diameter:8x10mmx1.2mm

STEADY SQUARE CHAR

Model:FOYO-F-L

Storage size:=33.5×14x11cm
 Deployment size:=53x51x51/65cm Weight:1.12kg
 Bearing capacity:≤120kg
 Support material:7075 aluminum alloy
 Chair fabric material:600D Oxford dloth
 Polyestermesh storage bag material:600D Oxford cdoth
 Material of plastic parts:nylon
 Horizontal pipe specification; φ15mm×1.2mm
 Other pipe specifications: φ13mmx1.5mm
 There is a new CE certificate based on
 European EN581 standard-2 optional seatheights



FOLDING TABLE

Model:FOYO-ZBX

Storage size:=60×8x6cm (small);78x10x6cm (large)
 Expanded size:≈57x43x41cm (small);75x56×53cm (large)
 Weight:0.93kg (small);1.2kg (large)
 Bearing capacity:≤20kg
 Support material:6061 aluminum alloy
 Stool doth material:600D
 Oxford cloth storage bagmaterial:210D
 Polyesterplastic material:nylon
 Pipe diameter:8x10mmx1.2mm instock.



FOLDING TABLE

Model:FOYO-ZBHS-B

Storage size:=40x10x8cm
 Deployment size:≈60x40.5x39cm Weight:0.81kg
 Bearing capacity:≤20kg
 Support material:7075 aluminum alloy
 Stool cloth material:600D Oxford doth
 Storage bag material:210D polyester
 Plastic material:nylon
 Upper pipediameter:10mmx1mm and
 lower pipediameter:13mmx1mm.



FOLDING TABLE

Model:FOYO-ZBH-B
 Storage size:≈40×10×8cm
 Deployment size:≈60×40.5×39cm Weight:0.8kg
 Bearing capacity:≤20kg
 Support material:7075 aluminum alloy
 Stool cloth material:600D
 Oxford cloth storage bagmaterial:210D
 Polyesterplastic material:nylon
 Upper pipe diameter:10mmx1mm and
 lower pipe diameter:13mmx1mm.



FOLDING TABLE

Model:FOYO-ZBHS
 Storage size:≈40x10x8cm
 Deployment size:≈60x40.5x39cm Weight:0.79kg
 Bearing capacity:≤20kg
 Support material:7075 aluminum alloy
 Stoo cloth material:600D Oxford cloth
 Storage bag material:210D polyester
 Plastic material:nylon
 Upperpipediameter.10mmx1mm and lower pipe
 Diameter:13mmx1mm in stock.



FOLDING TABLE

Model:FOYO-ZL
 Storage size:≈44x7x7 cm(smal)
 595x16x7cm(middle)70x17x7cm (large)
 Development dimension:≈40.5x35x31.5cm (smal)
 56x40.5x40.5cm(middle);6Bx46x40.5cm (lage)
 Weight:1kg (smali);15kg (midle)
 1.8kg(arge)bearing capacity:≤20kg
 Bracket material:6061 aluminum
 Alloy storage bag materia:210D
 Polyester plastic material:nylon
 Pipe diameter:8x10mmx1.2mm in stock.



FOLDING TABLE

Model:FOYO-ZL-S
 Accommodation size:≈57x15x6cm
 Expansion size:≈56x40x41cm,weight:1.66kg
 Bearing capacity:≤20kg
 Bracket material:6061 aluminum
 Alloy storage bag material:210D
 Polyester plastic material nylon
 Pipe diameter:8x10mmx1.2mm in stock.



UPGRADE(SIMPLE INSTALLATION)



Model:FOYO-C-4U

Storage size:≈45x19x19cm

Deployment size:≈192x73x22cm Weight:2.67kg

Bearing capacity:≤150kg

Support material:7075 aluminum alloy

Chair fabric material:600D Oxford

Cloth storage bag material:polyester

Material of plastic parts:nylon

Diameter: φ 18mm, 16*14mm new.

STEP 3 CAMP BED ORDINARY MODEL (BEST-SELLING)

Model:FOYO-C-5F

Storage size:≈54*13*9cm

Expanded size:≈185.5x60x15cm Weight:1.92kg

Bearing capacity:≤100kg

Support material:7075 aluminum alloy

Chair fabric material:600D

Oxford cloth storage bag material:210D

Polyester plastic material:nylon

Bedside: φ 17mmx1.2mm

Vertical foot: φ 15mmx1.2mm

Cross foot: φ 12x12mmx1.2mm insstock.



STEP 3 CAMP BED ORDINARY MODEL (BEST-SELLING)

Model:FOYO-C-5Y

Storage size:≈42×16×13cm

Deployment size:≈190x69.5×17cm Weight:2.24kg

Bearing capacity:≤150kg

Support material:7075 aluminum alloy

Chair fabric material:600D Oxford

Cloth storage bag material:210D

Polyester plastic material:nylon

Bedside: φ 13mmx1.2mm

Vertical leg: φ 16mmx1.2mm

Horizontal leg: φ 13mmx1.5mm In stock.



UPGRADE(SIMPLE INSTALLATION)

Model:FOYO-C-3A

Storage size:≈52x16x16cm

Expanded size:≈190×68x20/40cm Weight:2.86kg

Bearing capacity≤150kg

Support material:7075 aluminum alloy

Chair fabric material:600D Oxford

Cloth storage bag material:polyester

Material of plastic parts:nylon

Bedside: φ18mmx1.2mm

Upper leg: φ26mmx1.2mm

Lower leg: φ16mmx1.2mm 2optiona bed heighs.



UPGRADE(SIMPLE INSTALLATION)

Model:FOYO-C-4W

Storage size:≈50x19x19cm

Deployment size:≈189×73x17.5cm Weight:2.7kg

Bearing capacity:≤150kg

Support material:7075 aluminum alloy

Chair fabric material:600D Oxford

Cloth storage bag material:polyester

Material of plastic parts:nylon

Diameter: φ22mm, φ18mmx1.2mm new.



MISCELLANEOUS

EYE STRAPS

Made of 304/ Stainless Steel

P/N	Rod	Length	Height
J010100	3/16"	2"	1/2"
J010200	3/16"	2"	11/16"
J010300	5/16"	2"	15/16"
J010400	1/4"	2"	7/8"



TILLER ROPE PULLEY

Made of 304 Stainless Steel & Nylon

P/N	Rope Size	Wheel Dia.
J220104	1/4"	2-5/16"



FENDER HOOK

Made of 316 Stainless Steel

P/N	Base	Eye	Height
J420100	1-1/3"*1-1/8"	2/5"	7/8"



RUB STRAKE

Made of 316 Stainless Steel

P/N	Width	Length
M270100	3/4"	8"
M270200	3/4"	12"
M270300	3/4"	18"
M270400	3/4"	24"



RUB STRAKE

Made of 316 Stainless Steel

P/N	Width	Length
M290100	1"	12"



SPRING CLAMP HOLDER

Made of 304 stainless steel

P/N	Size
K110158	5/8" - 1"
K110234	1" - 1 - 3/4"



BOAT HOOK HOLDER

Made of 304 Stainless Steel

P/N	Length	Hook Dia
J130100	4"	1"



SNAP HOOK

Made of 316 Stainless Steel

P/N	Base	Height
J410100	1-5/8"*1-1/8"	1-1/3"



HOLLOW BACK RUBRAIL

Made of 316 Stainless Steel

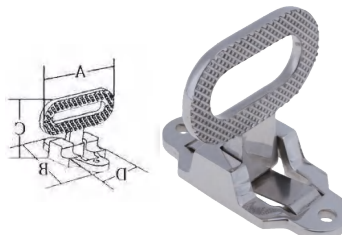
P/N	Width	Length
M280500	3/4"	20"



FOLDING STEP

Made of 316 Stainless Steel

P/N	A	B	C	D
J430100	4.5"	5"	4"	2"



SPRING LOADED CAM LATCH

Made of 316 Stainless Steel

P/N	Total Length	Width
J490100	3-1/5"	1"



STAINLESS STEEL FENDER EYE

Made of 316 Stainless Steel

P/N	A	B	C	Rope Dia
J420200	33mm	29mm	21mm	10mm (Max)



RING BUOY HOLDER

Made of 304 Stainless Steel

P/N	Length	Hook Dia
J140100	7"	4"



RUB STRAKE

Made of 316 Stainless Steel

P/N	Width	Length
M280100	1"	8"
M280200	1"	12"
M280300	1"	18"
M280400	1"	24"



FENDER LOCK EYE

Made of 316 Stainless Steel

P/N	Base	Eye
J400100	φ 1-9/16"	3/5"



ZINC PLATED TRAILER WINCH

Trailer winch: 1 speed with handle
2 speed with removable handle

P/N	Pull	Speed
J480180	360kg	1
J480255	635kg	1
J480382	820kg	2



SEAT SWIVEL

surface of the lacquer that bake

P/N	Length	Width	Height
N650200	6"	6"	7/8"
N650300	7"	7"	7/8"
N650400	8"	8"	7/8"



POLE HOLDER RUBBER

Made of Rubber

P/N	Length	Width	Fits tubing
B230100	1-7/8"	2"	7/8"-1"



ALUMINUM OUTBOARD MOTOR BRACKET

Made of Aluminum

P/N	Hp Rating	Broad Size	Mounting size	Base M' TL
S040100	7-1/2 To 20	8-1/4"*10-3/8"	5-1/4"*9"	Plastic
S040200	7-1/2 To 20	8-1/4"*10-3/8"	5-1/4"*9"	Wood



MOORING SNUBBER

Made of Rubber

P/N	Size	Rope φ
N320143	17"	1/4"-1/2"
N320249	19-1/3"	3/5"-3/4"



OUTBOARD MOTOR BRACKET

Made of Stamped 304 Stainless Steel


P/N	Hp Rating	Broad Size	Mounting size	Base M' TL
S030100	7-1/2 To 20	8-1/4"*10-3/8"	5-1/4"*9"	Plastic
S030200	7-1/2 To 20	8-1/4"*10-3/8"	5-1/4"*9"	Wood



OUTBOARD MOTOR BRACKET

Made of Stamped 304 Stainless Steel

P/N	Hp Rating	Broad Size	Mounting size	Base M' TL
S050100	To 20	8-1/4"*10-3/8"	8"*8-5/8"	Plastic
S050200	To 20	8-1/4"*10-3/8"	8"*8-5/8"	Wood



OUTRIGGER CLIP STANDARD

P/N Q010100



PREMIUM OUTRIGGING KIT

P/N Q020100



DOUBLE OUTRIGGER RIGGING KIT

P/N Q020200



BATTERY BOX

Made of Plastic

P/N	External dimension	Inside dimension
FY004	350*275*260mm	255*178*210mm



FY005	430*230*260mm	350*178*210mm
-------	---------------	---------------



PREMIUM DOUBLE MONO RIGGING KIT

P/N Q020201



SOL ENOID

P/N	Description
I214250X	WINCH SOL ENOID 250A




SOL ENOID

P/N	Description
I214450	WINCH SOL ENOID 450-500A



SOL ENOID

P/N	Description
I214255	-12V 12V WINCH SOL ENOID



BEARING PROTECTORS WITH COVER

Triple chrome plated housing
All stainless steel internal

P/N	Size
N650100	1.98"



FLUSH MOUNT RADIO COVER

P/N	SIZE(INCH)
Z024246	9. 5X10OUTSIDE (4. 5OVERALL) X4



ACCESSORY SOCKET WITH BATTERY CLIP

Brass and plastic construction accessory plug for use directly with the battery. Accepts most cigarette lighter plugs 12V Wire length can be according to the different need not custom-made

P/N	Wire Length	Amps
I200100	12"	50
I200200	36"	50



FENDER

Made of high quality PVC

P/N	Size	Weight (g)
S004516	4.5" x 16"	500g
S015520	5.5" x 20"	850g
S026523	6.5" x 23"	1000g
S038527	8.5" x 27"	1800g
S041030	10" x 30"	2600g
S051639	15.8" x 38.6"	5500g



FENDER

Made of high quality PVC

P/N	Size	Weight (g)
S004516U	4.5" x 16"	500g
S015520U	5.5" x 20"	850g
S026523U	6.5" x 23"	1000g
S038527U	8.5" x 27"	1800g
S041030U	10" x 30"	2600g
S051639U	15.8" x 38.6"	5500g



FENDER

Made of high quality PVC

P/N	Size	Weight (g)
S076015U	6" x 15"	1000g
S078020U	8" x 20"	1600g
S071028U	10" x 28"	3000g



FENDER

Made of high quality PVC

P/N	Size	Weight (g)
S074018U	4" x 18.4"	600g



FENDER

Made of high quality PVC

P/N	Size	Weight (g)
S066024U	6" x 24"	1000g



FENDER

Made of high quality PVC

P/N	Size	Weight (g)
S081012B	9.8" x 12.2"	750g
S301114B	11.4" x 13.8"	1050g
S381518B	14.9" x 17.8"	2200g



LIFEBUOY

Made of Polyurethane foam

P/N	Size(cm)
S407244	72 x 44
S406035	60 x 35
S405027	50 x 27



FENDER

Made of high quality PVC

P/N	Size	Weight (g)
S251012R	9.8" x 12.2"	750g
S301114R	11.4" x 13.8"	1050g
S381518R	14.9" x 17.8"	2200g
S451820R	17.8" x 19.7"	2600g
S502022R	19.7" x 21.6"	3000g
S552224R	21.6" x 23.6"	3600g
S652628R	25.6" x 27.5"	4200g
S753032R	29.5" x 31.5"	4800g



LIFEBUOY

Made of high quality density polyethylene (hdpe) is used as dense polyurethane closed-cell foam.

P/N	Size(cm)
S505229	59 x 35
S507144	71 x 44



LIFEROPE

Made of Polypropylene rope

P/N	Diameter (mm)	Length(m)
S010010	10	10
S010008	8	10
S010006	6	10



LIFEBUOY

Made of Polyurethane foam

P/N	Size (cm)
S307244	72 x 44
S306035	60 x 35
S305027	50 x 27



LIFEBUOY

Made of Polyurethane foam

P/N	Size(cm)
S607244	72 x 44
S606035	60 x 35
S605027	50 x 27



LIFE JACKET

P/N	Color
S700400R	Red
S7004000	Orange



LIFE JACKET

P/N	Color
S700300R	Red
S7003000	Orange



SPORT LIFE JACKET

P/N	Color	Size
S700200R	Red	S:15-35KG
S700200Y	Yellow	M:35-60KG
S700200B	Blue	L:60-90KG
S7002000	Orange	XL:90-110KG
S700200G	Green	



MINI BUCKET

P/N	Volumn	Color
S0701000R	5-gallon bucket	Red
S070100W	5-gallon bucket	White
SB070100BU	5-gallon bucket	Blue



LIFE JACKET

P/N	Color
S700500R	Red



LIFE JACKET

Inflatable Life Jacket Life Vest Basic Automatic/Manual Can accept customized colors

P/N	Color
S700100R	Red
S700100Y	Yellow
S7001000	Blue
S700100B	Orange



BAILER KIT

The bailer kit includes bailer scoop, 50ft rope and float, LED torch and whistle. O-ring sealed lid to waterproof whole container. Whistle consists of signal mirror, compass and waterproof chamber which can be for matches or keys.

P/N S090100



DOG LIFE JACKET

MATERIAL:420D Oxford Fabric

P/N	Color	Size
S706310	Rose Red	XS
S706311	Rose Red	S
S706312	Rose Red	M
S706313	Rose Red	L
S706314	Rose Red	XL



DOG LIFE JACKET

MATERIAL:420D Oxford Fabric

P/N	Color	Size
S706320	Orange	XS
S706321	Orange	S
S706322	Orange	M
S706323	Orange	L
S706324	Orange	XL



DOG LIFE JACKET

MATERIAL:420D Oxford Fabric

P/N	Color	Size
S706330	Green	XS
S706331	Green	S
S706332	Green	M
S706333	Green	L
S706334	Green	XL



DOG LIFE JACKET

MATERIAL:420D Oxford Fabric

P/N	Color	Size
S706340	Yellow	XS
S706341	Yellow	S
S706342	Yellow	M
S706343	Yellow	L
S706344	Yellow	XL



UML MK5 AUTOMATIC INFLATABLE DEVICE FOR INFLATABLE LIFE JACKET

UML-MK5

UML MK5 Automatic Inflatable device



UML MK5 AUTOMATIC INFLATABLE DEVICE FOR INFLATABLE LIFE JACKET

UML-MK5-AC


MK5 automatic cartridge



UML MK5 AUTOMATIC INFLATABLE DEVICE FOR INFLATABLE LIFE JACKET

UML-MK5-AI

MK5 automatic inflator



TUBULARS RADAR REFLECTOR

Provided with plastic base interception until 2.5 nautical miles

P/N	Description
Z050300	Tube:50mm, length:300mm
Z050335	Tube:50mm, length:335mm
Z050500	Tube:50mm, length:500mm



600 CC GREASE GUN

P/N	Dia
H050102	600cc



COMPASS

Made of plastic

P/N	Color	Net weight
S200500B	Black	68g
S200500W	White	68g



COMPASS

Made of brass

P/N	Net weight
S200050	45g



COMPASS

Made of ABS

P/N	Color	Net weight
S200038B	Black	49g
S200038W	White	49g



COMPASS

Made of plastic

P/N	Net weight
S200288	43.5g



COMPASS

Made of ABS

P/N	Color	Net weight
S200760B	Black	265g
S200761W	White	265g



WATERPOOF FLOATING PHONE HOLDER

P/N	Size	Color
R040521	5" * 9"	Yellow
R040511	4" * 8"	Blue



BOAT INSTRUMENTS

Absolutely essential on sailing yachts and motor cruisers
not suitable for cutting chains

P/N	Size	wire shear area
FY0405	12"	5MM



BOAT INSTRUMENTS

Absolutely essential on sailing yachts and motor cruisers
not suitable for cutting chains

P/N	Size	Copper wire shear	Aluminum wire shear
FY0308	18"	100	150
FY0309	24"	200	250
FY0310	36"	300	450



BOAT INSTRUMENTS

Absolutely essential on sailing yachts and motor cruisers
not suitable for cutting chains

P/N	Size	Copper wire shear area(mm)	Aluminum wire shear area(mm)	Steel Shear area(mm)
FY0303	18"	100	150	150
FY0304	24"	200	250	250
FY0306	36"	300	450	450
FY0307	42"	350	500	500



MOTOR CARRIERS

Made of Aluminum (Anodized)

P/N	Motors	Max. Weight
N250100	1-15hp	851b



JET BOARD TRAILER

Made of Aluminum tube

P/N	N260100
-----	---------



CHAIN FILTER WRENCH

P/N	Dia
Z010109	9"



DREADLOCK SPONGE

WASHING MITT

P/N	S900100
-----	---------



GEAR BAG

Large capacity

Made of heavy duty nylon

Non-corrosive zippered top closure and carrying handles. Keep contents dry and clean

R040100W	Rectangular	26"Lx12"Wx17"H
R040200W	Square	20"Lx20"Wx12"H



SPONGE

P/N	S900300
-----	---------



NON-ABRASIVE MICRO FIBRE AND INSECT SPONGE

P/N	S900200
-----	---------



EMERGENCY PLUGS

Made of Wood

P/N	Size	Set
J190135	φ 1.37" * φ 1"	1pcs
	φ 1.18" * φ 0.7"	2pcs
	φ 0.86" * φ 0.55"	2pcs
	φ 0.62" * φ 0.27"	2pcs
	φ 0.37" * φ 0.17"	2pcs



EMERGENCY PLUGS

Made of Wood

P/N	Size	Set
J170106	φ 2" * φ 1.5"	2pcs
	φ 1.5" * φ 1.1"	1pcs
	φ 1.1" * φ 0.75"	1pcs
	φ 0.85" * φ 0.5"	2pcs



EMERGENCY PLUGS

Made of Wood

P/N	Size	Set
J200138	φ 1.5" * φ 1.1"	1pcs
	φ 1.3" * φ 0.87"	1pcs
	φ 1.1" * φ 0.71"	1pcs
	φ 0.87" * φ 0.55"	2pcs
	φ 0.58" * φ 0.25"	1pcs
	φ 0.58" * φ 0.31"	2pcs
	φ 0.43" * φ 0.16"	2pcs



EMERGENCY PLUGS

Made of Wood

P/N	Size	Set
J180140	φ 1.57" * φ 1.97"	3pcs
	φ 1.14" * φ 1.54"	3pcs
	φ 0.75" * φ 1.14"	3pcs



SPLICING SPIKE


Made of 304 Stainless Steel & Wood

P/N	Thk	Width	Length
J210110	1"	13/16"	6-11/16"
J210215	1.5"	1-1/4"	11"
J210320	2"	1-7/8"	15-3/8"



PLASTIC BLACK BALL

P/N	Dia
Z008005	350mm



FLOATING BLANKET

Made of XPE

P/N	Size
N200101	1.7M * 3.5M * 3CM



WIND-PROOF ASHTRAY

Made of 304 Stainless Steel
non-slip bean bag

P/N	Dia	Color
J150100	4-1/2"	Blue
J150200	4-1/2"	Red



DIVING KIT



S800761
Color:balck+bule
S/M
L/XL



S800762
Color:black
S/M
L/XL



S800763
Color:black+yellow
S/M
L/XL



S800764
Color:black+red
S/M
L/XL



S800765
Color:pink+black
S/M
L/XL

DIVING GOGGLES



S800761DK
Color:balck+bule



S800767DK
Color:black



S800763DK
Color:black+yellow



S800764DK
Color:black+red



S800765DK
Color:pink+black

FLIPPERS



S800761F
Color:black+blue



S800767F
Color:black



S800763F
Color:black+yellow



S800764F
Color:black+red



S800765F
Color:pink+black

GREASE SEPARATOR



PROPELLER BUSH



HP **CODE**
20/25/30HP 664-45981-H



HP **CODE**
9.9/15HP 683-45981-H



HP **CODE**
3HP 4HP 5HP 6L5-45981-H
6E0-45981-H



HP **CODE**
5HP 58120-91JL0



HP **CODE**
85/90/115/130HP 688-45981-H



HP **CODE**
40/50HP 663-45981-H



HP **CODE**
SUZUKI 58120-95300
40HP



HP **CODE**
SUZUKI 58120-96401
25HP 30HP



HP **CODE**
SUZUKI 58120-93701
8/9.9/15HP



HP **CODE**
135 150 175 EP 07010803.0
200 225 250HP

MARINE TANKS

OIL DRAIN PANS

The material is made of high-density polyethylene with an ultraviolet stabilizer. Even using hot oil, the thick wall structure can maintain rigidity, and excessive capacity helps prevent spillage. Place large handles outside to facilitate handling and dumping. No dents or rust, easy to clean.

Model	Volume	N.W,	Size	Carton Dimension	Qty/Carton
FY YG-0 12	12L	1800g	590*420*135	602*552*435	4PCS



OIL DRAIN PANS

Model	Volume	Thickness	Material	N.W,	Size	Carton Dimension	Qty/Carton
FY-P-1	6L	2MM	HDPE	1, 4KG	230x230x530mm	52*52*30cm	4PCS
FY-P-2	9L	2MM	HDPE	1. 68KG	285x285x282mm	59. 6x59. 6x32. 5cm	4PCS
FY-P-9	9L	2MM	HDPE	3. 0KG	320x220x25mm	33x26x66cm	1PCS



Oil extractor 6L

Oil extractor 9L

Oi extractor 9L

WATER CAN

Model	Volume	N.W.	Size	Carton Dimension	Qty/Carton
FY14L	14L	1000g	3925*372. 5*164mm	72*40. 5*40. 5CM	4PCS
FY30L	30L	1600g	4935*465*205mm	66*52*49CM	3PCS
FY12L	12L	730g	400*256. 5*182mm	72*41. 5*31CM	4PCS
FY24L	24L	1780g	513*319*230mm	73. 1*54*32. 4CM	3PCS



OUTBOARD MARINE TANK

Model	Volume	Thickness	Material	N.W,	Size	Carton Dimension	Qty/Carton
FY-YG-P13	13L	2MM	HDPE	1. 3KG	427*327*211mm	73*52*58cm	4PCS
FY-YG-P26	26L	2MM	HDPE	2. 6KG	514x385x254mm	43x58x67cm	2PCS



FY-YG-P13

FY-YG-P26

VERTICAL OIL DRUM

Model	Volume	Thickness	Material	N.W,	Size	Carton Dimension	Qty/Carton
FY-YG-L5	5L	0.6mm	SPCC	1.2kg	247.5*117*292mm	50*49*32CM	8PCS
FY-YG-L10	10L	0.8mm	SPCC	2.3kg	308*128*397.3mm	65*32*43CM	5PCS
FY-YG-L20	20L	0.8mm	SPCC	3.6kg	372.5*157*462mm	67*37*49CM	4PCS



FY-YG-L5

FY-YG-L10

FY-YG-L20

ROLLED EDGE VERTICAL OIL DRUM

Model	Volume	Thickness	Material	N.W,	Size	Carton Dimension	Qty/Carton
FY-YG-LB5	5L	0.8mm	SPCC	1.9kg	350*171*169.5mm	72*37.5*42CM	8PCS
FY-YG-LB10	10L	0.8mm	SPCC	2.4kg	354*176*250.4mm	72*38*30.5CM	4PCS
FY-YG-LB20	20L	0.8mm	SPCC	3.6kg	354*175*447mm	72*38*50CM	4PCS



FY-YG-LB5

FY-YG-LB10

FY-YG-LB20

HORIZONTAL OIL DRUM

Model	Volume	Thickness	Material	N.W,	Size	Carton Dimension	Qty/Carton
FY-YG-W3	3L	0.8mm	SPCC	1.15KG	297*162*128mm	64*64*30CM	8PCS
FY-YG-W5	5L	0.8mm	SPCC	1.8KG	402.4*252.3*121.5mm	53.5*42*57.5CM	8PCS
FY-YG-W10	10L	0.8mm	SPCC	2.05KG	401*249.6*191mm	53.5*42*65CM	6PCS
FY-YG-W20	20L	0.8mm	SPCC	3.1KG	430*307*258mm	64.5*45*57CM	4PCS



FY-YG-W3

FY-YG-W5

FY-YG-W10

FY-YG-W20

OIL TANK

Model	Volume	Thickness	Material	N.W,	Size	Carton Dimension	Qty/Carton
FY-YG-L1	1L	0.8mm	SPCC	0.41kg	90*200MM	61.5*44*23CM	20PCS
FY-PJ-010		2.0mm	SPCC	2.6kg	354*175*447mm	43.5*43*24CM	6PCS
FY-018-01	3.6L	0.7MM	SPCC	1.23KG	237*211*122MM	70*42.5*25CM	10PCS
FY-008-A	6.5L	0.7MM	SPCC	1.5KG	270*244*162MM	73*35*29CM	10PCS



FY-YG-L1

Engine Fuel Tank



FY-008-A

FY-018-01



FY-PJ-010

OIL BARREL RACK

PLASTIC OIL DRUM

Model	Volume	Thickness	Material	N.W,	Size	Carton Dimension	Qty/Carton
FY-YG-P5	5L	1MM	HDPE	0.42KG	231*154.5*231mm	64*49*50.5CM	16PCS
FY-YG-P10	10L	1MM	HDPE	0.6KG	299*199*282mm	60*41*60.5CM	8PCS
FY-YG-P20	20L	1MM	HDPE	1.0KG	305*213*441mm	60*43.5*48.5CM	4PCS



FY-YG-P5

FY-YG-P10

FY-YG-P20

CAR PLASTIC OIL DRUM

Model	Volume	Thickness	Material	N.W,	Size	Carton Dimension	Qty/Carton
FY-YG-J5	5L	2MM	HDPE	1.05KG	257*123*300mm	52*52.5*32.7CM	8PCS
FY-YG-J10	10L	2MM	HDPE	1.77KG	345.5*104*471mm	56*35.5*50CM	5PCS
FY-YG-J20	20L	2MM	HDPE	2.87KG	206*105*868mm	87*43.5*36.8CM	4PCS
FY-YG-130	30L	2MM	HDPE	4.16KG	355*155*865mm	87.7*47.7*37CM	3PCS

FY-YG-J20
FY-YG-J30

FY-YG-J10

FY-YG-J5

MARINE OUTBOARD ENGINE FUEL TANK

Model	Volume	Thickness	Material	N.W,	Size	Carton Dimension	Qty/Carton
FY-YG-P12	12L	2MM	HDPE	1.4KG	365*275*260mm	90*41*50.5cm	6PCS
FY-YG-P18	18L	2MM	HDPE	2.75KG	410*288*232mm	63*53*48cm	4PCS
FY-YG-P24	24L	2MM	HDPE	2.3KG	460*325*260mm	69*54*51.5cm	4PCS
FY-YG-P55	55L	2MM	HDPE	5.45KG	469*295*633mm	64.3*47.9*31cm	1PCS
FY-YG-P60	60L	3.5MM	HDPE	5.5kg	395*588*316mm	40.5*59.8*33cm	1PCS
FY-YG-P90	90L	4MM	HDPE	8kg	395*833*316mm	40.5*84*33cm	1PCS
FY-YG-P120	120L	4MM	HDPE	10kg	403*949*395mm	41*96*41cm	1PCS
FY-YG-P140	140L	4MM	HDPE	12kg	404*1101*395mm	41*111*41cm	1PCS



FY-YG-P12

FY-YG-P24

FY-YG-P55

LD-YG-P60

FY-YG-P90

FY-YG-P120

FY-YG-P140

MARINE TANK

Model	Volume	Thickness	Material	N.W,	Size	Carton Dimension	Qty/Carton
FY-YG-P57	57L	3MM	HDPE	7.6KG	414.7*315*845mm	40*33.5*85CM	1PCS
FY-YG-P95	95L	3MM	HDPE	9.96KG	501*381*1022mm	51*39*104CM	1PCS
FY-YG-P130	130L	3MM	HDPE	12.08KG	545.45*404*11089mm	56*41*112CM	1PCS



FY-YG-P57



FY-YG-P95



FY-YG-P130

MARINE TANK

Model	Volume	Thickness	Material	N.W,	Size	Carton Dimension	Qty/Carton
FY-YG-P53	53L	3MM	HDPE	7.6KG	417*319*845mm	40*33.5*85cm	1PCS
FY-YG-P75	75L	3MM	HDPE	9.96KG	450*305*935mm	45.5*33*94cm	1PCS
FY-YG-P95-1	95L	3MM	HDPE	12.08KG	494*326*1010mm	49.4*34.5*102cm	1PCS
FY-YG-P119	119L	3MM	HDPE	13.415KG	542*355*1111mm	55*37*112cm	1PCS



FY-YG-P53



FY-YG-P75



FY-YG-P95-1



FY-YG-P119

FUEL TANK

Made of polyethylene

P/N	Dia.
H700112	12L
H700224	24L



FUEL TANK

Made of Plastic

P/N	Size
H700105	5L
H700110	10L
H700120	20L



BUOYANCY TANK

COLOR : Blue Gray Orange

MATERIAL : UHMWPE

WEIGHT : 7.0kg

SIZE : 50*50*40cm

BUOYANCY : 325kgs/m2



FISH SLAUGHTERING BOARD

FILET TABLE SMALL w DRINK HOLDER

FYSHB02

Size: L25.59" X W16.92"

2x316 Stainless Steel Game Rated Rod Holders

Pair of mounting legs and bases for vessel

Plastic drain fitting and hose

Box Size= L 27.16" X W 18.50" X H 6.10"



FILET TABLE SMALL

FYSB01

Size: L25.59" X W16.92"

2x316 Stainless Steel Game Rated Rod Holders SKSB01

Pair of mounting legs and bases for vessel

Plastic drain fitting and hose

Box Size= L 27.16" X W 18.50" X H 6.10"



FILET TABLE LARGE w DRINK HOLDER

FYLHB04

Size: L32.67" X W16.92"

2x316 Stainless Steel Game Rated Rod Holders

Pair of mounting legs and bases for vessel

Plastic drain fitting and hose

Box Size= L 35.03" X W 19.09" X H 6.10"



FILET TABLE LARGE

FYLB03

Size: L32.67" X W16.92"

2x316 Stainless Steel Game Rated Rod Holders SKSB01

Pair of mounting legs and bases for vessel

Plastic drain fitting and hose

Box Size=L35.03"xW19.09"XH 6.10"



FILET TABLE BLACK

FYK08

Size: L32.67" X W16.92"

Pair of 316 Stainless Steel Mounting Legs and Bases For Vessel

Plastic Drain fitting and hose

Box Size= L 29.52" X W 17.71" X H 6.29"



FILET TABLE WHITE

FYJ07

Size: L27.55" X W19.68"

Pair of 316 Stainless Steel Mounting Legs and Bases For Vessel

Plastic Drain fitting and hose

Box Size= L 29.52" X W 17.71" X H 6.29"



FILET TABLE WHITE

FYE09

Size: L32.28"XW18.11"

Pair of 316 Stainless Steel Mounting Legs and Bases For Vessel
Plastic Drain Fitting and Hose
Box Size= L 33.85" X W 20.08" X H 8.66"



FILET TABLE BLACK

FYE09

Size: L32.28"XW18.11"

Pair of 316 Stainless Steel Mounting Legs and Bases For Vessel
Plastic Drain Fitting and Hose
Box Size= L 33.85" X W 20.08" X H 8.66"



FILET TABLE BLACK

FYH10

Size: L32.67"XW15.74"

Pair of 316 Stainless Steel Mounting Legs and Bases For Vessel
Plastic Drain Fitting and Hose
Box Size=L35.43"xW 17.32"XH8.66"



FILET TABLE WHITE

FYH10

Size: L32.67"XW15.74"

Pair of 316 Stainless Steel Mounting Legs and Bases For Vessel
Plastic Drain Fitting and Hose
Box Size=L35.43"xW 17.32"XH8.66"



FILET TABLE

FYQ13

Size: L27.55" X W12.59"

Pair of mounting legs and bases for vessel.
Plastic drain, fitting and hose
Box Size= L30.15" X W14.17" X H 6.69"



FILET TABLE

FYJ12

Size: L23.62" X W13.78"

Pair of mounting legs and bases for vessel.
Plastic drain, fitting and hose
Box Size= L25.59" X W15.35" X H6.29"



FILET TABLE

FYJ15

Size: L27.55"XW16.33"

Pair of mounting legs and bases for vessel.
Plastic drain, fitting and hose
Box Size= L29.52" X W17.71" X H6.29"



FILET TABLE

FYH14

Size: L24.60"XW15.35"

Pair of mounting legs and bases for vessel.
Plastic drain, fitting and hose
Box Size= L27.16" X W18.11" X H9.05"



TRAILER JACK

1200LBS 6" TRAILER JACK

Stroke:260mm Wheel diameter:150mm
 Wheel width:100mm Rated load:1500lbs
 Minimum Height:630mm Maximum Height:890mm



6-inch nylon wheel
 folding handle model
 V900100



6-inch rubber wrapped
 iron wheel folding handle model
 V900200



6-inch PP wheel
 folding handle model
 V900300

STANDARD TRAILER JACK



Lateral sway
 6-inch wrapped iron wheel
 galvanization
 V900400



Lateral sway
 6-inch nylon wheel
 Spray molding
 V900500



Side sway
 6-inch rubber wheel
 V900600



Sidesway 6-inch PP
 wheel
 V900700



Lateral sway
 6-inch nylon wheel
 galvanization
 V900800

1200LBS TRAILER JACK

Stroke:260mm
 Wheel diameter:150mm Rated load:1200lbs
 Minimum Height:580mm Maximum Height:840mm



Sidesway 6-inch PP wheel
 V800100




Sidesway 6-inch PP wheel
 V800200

6-INCH WHEELS WITH BRAKES

Stroke:260mm
 Wheel diameter:150mm Rated load:1200lbs

P/N	Minimum Height	Maximum Height
V800300	590mm	850mm



1500LBS DUAL WHEEL TRAILER JACK

Stroke:260mm

Wheel diameter:150mm Wheel width:100mm

Rated load:1500lbs Minimum Height:630mm

Maximum Height:890mm



Lateral sway 6-inch dual wheel galvanization V700100

Lateral sway 6-inch dual wheel Spray molding V700200

1500LBS 8" TRAILER JACK

Stroke:260mm

Wheel diameter:200mm Rated load:1500lbs

Minimum Height:630mm Maximum Height:890mm



Folding handle 8-inch Rubber-clad iron wheel V600100



Conventional 8-inch Pu wheel V600200



Folding handle With 8-inch PP wheel V600300



Regular 8-inch Nylon wheels V600400



Conventional 8-inch rubber-clad iron wheel V600500

DOUBLE WHEEL LIFT JACK

Stroke:260mm

Wheel diameter:200mm Rated load:2000lbs

Minimum Height:670mm Maximum Height:930mm



Lateral sway 8-inch dual wheel galvanization V500100



Lateral sway 8-inch dual wheel Spray molding V500200



8-inch double wheel Folding handle model V500300

10-INCH RUBBER WRAPPED IRON WHEEL JACK

Stroke:260mm Wheel diameter:254mm

Wheel width:80mm Rated load:2000lbs

P/N	Minimum Height	Maximum Height
V400100	750mm	1010mm



6-INCH RUBBER WRAPPED IRON WHEEL JACK

Wheel Diameter:152.4mm Stroke:260mm

P/N	Minimum Height	Maximum Height
V200500	540mm	800mm



BEACH WHEEL JACK

Stroke:260mm

Wheel diameter:340mm Wheel width:140mm

P/N	Minimum Height	Maximum Height
V300100	800mm	1060mm



TOP SHAKING 8-INCH NYLON WHEEL JACK

Wheel Diameter:203mm Stroke:260mm

P/N	Minimum Height	Maximum Height
V200300	580mm	840mm



6-INCH NYLON WHEEL JACK

Wheel Diameter:152.4mm Stroke:260mm

P/N	Minimum Height	Maximum Height
V200400	540mm	800mm
V200400B	540mm	800mm (Black)



TOP SHAKING 10-INCH RUBBER WRAPPED IRON WHEEL JACK

Wheel Diameter:254mm Stroke:260mm

P/N	Minimum Height	Maximum Height
V200100	720mm	980mm



TOP SHAKING 8-INCH RUBBER WRAPPED IRON WHEEL JACK

Wheel Diameter:203mm Stroke:260mm Rated load:1500lbs

P/N	Minimum Height	Maximum Height
V200200	580mm	840mm



SHORT TRAILER JACK-1200LBS

Base size:190mm*100mm

Stroke:260mm Rated load:1200lbs

P/N	Minimum Height	Maximum Height
V100200	400mm	660mm



LONG TRAILER JACK-1200LBS

Base size:185mm*145mm

Stroke:260mm Rated load:1200lbs

P/N	Minimum Height	Maximum Height
V100300	580mm	840mm



TRAILER JACK-5000LBS

Lateral sway:7.5KG

Base size:180mm*140mm Stroke:300mm

Rated load:5000lbs

P/N	Minimum Height	Maximum Height
V100100	510mm	810mm





BOAT TRAILER

P/N:FOYO520

Size:750mm*1730mm Capacity:500kg
Weight:230kg Tire specification:165R13C*2



BOAT TRAILER

P/N:FOYO590

Size:5960mm*2200mm Capacity:1000kg
Weight:330kg Tire specification:85R14C*2



BOAT TRAILER


P/N:FOYO760

Size:8200mm×2500mm Capacity:2500kg
Weight:600kg Tire specification:185R14C*4

BOAT TRAILER

P/N:FOYOAM10

Size:10500mm*2500mm Capacity:3500kg
Weight:1000kg Tire specification:185R14C*6



BOAT TRAILER


P/N:FOYO480

Size:4450mm×1730mm Capacity:500kg
Weight:220kg Tire specification:165R13C2

BOAT TRAILER

P/N:FOYO600

Size:6460mm×2200mm Capacity:1000kg
Weight:350kg Tire specification:185R14C*2





BOAT TRAILER

P/N:FOYO850

Size:9100mm×2500mm Capacity:2500kg
Weight:690kg Tire specification:185R14C*4



BOAT TRAILER

P/N:FOYO580

Size:5660mm×2100mm Capacity:750kg
Weight:320kg Tire specification:185R14C*2



BOAT TRAILER

P/N:FOYO640

Size:6460mm×2200mm Capacity:1500kg
Weight:450kg Tire specification:185R14C*4

BOAT TRAILER

P/N:FOYO520

Size:5150mm×1730mm Capacity:500kg
Weight:235kg Tire specification:165R13C*2



BOAT TRAILER

P/N:FOYO420

Size:750mm*1730mm Capacity:400kg
Weight:200kg Tire specification:165R13C*2



PVC BOW ROLLER


	<p>M969215 PVC Bow Roller Hole size:15mm Length:96mm Diameter:92mm</p>		<p>M2029822 PP Material 8" Keel Trailer Roller Hole size:22mm Diameter:98mm Length:202mm</p>
	<p>M013215 Poly Bow Roller Shaft Hole size:15mm Diameter:152mm</p>		<p>M1918317 PP+Rubber Material 8" Keel Trailer Roller Hole size:17mm Diameter:83mm Length:191mm</p>
	<p>M757414 Trailer rollers Hole size:14mm Length:75mm Diameter:74mm</p>		<p>M2928217 PP+Rubber Material 12" Keel Trailer Roller Hole size:17mm Diameter:82mm Length:292mm</p>
	<p>M186133 PU Material Trailer Roller Hole size:14mm Big Diameter:133mm Small Diameter:89mm Length:100mm Total Length:186mm</p>		<p>H767013 Rubber Material V Bow Stop Roller Length:76mm Width:70mm Hole Size:13mm Open L:118mm</p>
	<p>H763512 PU material V Bow Stop Roller Length:76mm Width:35mm Width:70mm Hole Size:12mm Open L:143mm</p>		<p>H733612 PVC Material V Bow Stop Roller Length:73mm Width:36mm Hole Size:13mm Open L:73mm</p>
	<p>H707213 TPR Material V Bow Stop Roller Length:70mm Width:72mm Hole Size:113mm Open L:150mm</p>		<p>M878318 Rubber Material Trailer Roller Hole size:18mm Diameter:83mm Length:87mm</p>
	<p>M1537017 6" Keel Roller Shaft Hole size:17mm Length:153mm Diameter:70mm</p>		<p>M2537017 10" Keel Roller Shaft Hole size:17mm Length:253mm Diameter:70mm</p>
	<p>M757513 PUC Material Trailer Roller Hole size:13mm Diameter:75mm Length:75mm</p>		<p>M1277019 PU Material Trailer Roller Hole size:19mm Diameter:70mm Length:127mm</p>
	<p>M1047014 PU Material Trailer Roller Hole size:17mm Diameter:70mm Length:104mm</p>		

PVC BOW ROLLER

M1908323 8" Trailer Spool
 Hole size:22mm
 Length:190mm
 Diameter:83mm

M2458357 10" Trailer Spool
 Hole size:57mm
 Length:245mm
 Diameter:83mm

M2908357 12" Trailer Spool
 Hole size:57mm
 Length:290mm
 Diameter:83mm



M1918321 PU+PP Material
 8" Trailer Spool
 Hole size:21mm
 Length:191mm
 Diameter:83mm

M2908417 PU+PP Material
 12" Trailer Spool
 Hole size:17mm
 Length:290mm
 Diameter:84mm



M2478017 PU+PP Material
 10" Trailer Spool
 Hole size:17mm
 Length:247mm
 Diameter:80mm

M1967017 PP+PP Material
 8" Keel Trailer Roller
 Hole size:17mm
 Diameter:70mm
 Length:196mm

M2047017 PU+PP Material
 8" Keel Trailer Roller
 Hole size:17mm
 Diameter:70mm
 Length:204mm



PORTHOLE WINDOW FOR MARINE

RECTANGLE

P/N	External Size	Hole Size
FYBR425X525	425X525mm	360x460xR45mm
FYBR425X575	425X575mm	360x510xR45mm
FYBR425X625	425X625mm	360x560xR45mm
FYBR425X675	425X675mm	360x610xR45mm
FYBR475X575	475X575mm	410x510xR45mm
FYBR475X625	475X625mm	410x560xR45mm
FYBR475X675	475X675mm	410x610xR45mm
FYBR525X625	525X625mm	460x560xR45mm
FYBR525X675	525X675mm	460x610xR45mm
FYBR575X675	575X675mm	510x610xR45mm



SQUARE

P/N	External Size	Hole Size
FYBR325x325	325x325mm	260x260mmxR45mm
FYBR375x375	375x375mm	310x310mmxR45mm
FYBR425x425	425x425mm	360x360mmxR45mm
FYBR475x475	475x475mm	410x410mmxR45mm
FYBR525x525	525x525mm	460x460mmxR45mm
FYBR575x575	575x575mm	510x510mmxR45mm
FYBR625x625	625x625mm	560x560mmxR45mm
FYBR675X675	675x675mm	610x610mmxR45mm
FYBR690x690	690x690mm	625x625mmxR45mm
FYBR725x725	725x725mm	660x660mmxR45mm



ROUND

P/N	External Size	Hole Size
FYBRD425	D425mm	D360mm
FYBRD475	D475mm	D410mm
FYBRD525	D525mm	D460mm
FYBRD575	D575mm	D510mm
FYBRD625	D625mm	D560mm
FYBRD675	D675mm	D610mm



FH SERIES

P/N	External Size	Hole Size
FYH350x350	350x350mm	300x300mmx75mm
FYH400x400	400x400mm	350x350mmx75mm
FYH450x450	450x450mm	400x400mmx75mm
FYH500x500	500x500mm	450x450mmx75mm
FYH550x550	550x550mm	500x500mmx75mm



TRAPEZIUM

P/N	External Size	Hole Size
FYBRT-S	540x650mm	470x580mmx45mm
FYBRT-M	640x578mm	575x513mmx45mm
FYBRT-B	695x577mm	625x508mmx45mm



OVAL

P/N	External Size	Hole Size
FY-OVAL-S	150X345mm	101x297mm
FY-OVAL-M	200x400mm	150x350mm
FY-OVAL-B	250x560mm	202x511mm



ROUND

P/N	External Size	Hole Size
FY-ROUND-S	φ 200mm	φ 161mm
FY-ROUND-M-S	φ 250mm	φ 205mm
FY-ROUND-B-S	φ 300mm	φ 260mm



RECT

P/N	External Size	Hole Size
FY-RECT-S-S	150X345mm	102x296mm
FY-RECT-M-S	200x460mm	152x411mm
FY-RECT-B-S	250x575mm	202x526mm



EYE

P/N	External Size	Hole Size
FY-EYE-S-S	150X345mm	105x300mm
FY-EYE-M-S	200x460mm	148x408mm
FY-EYE-B-S	250x575mm	203x526mm



PORTABLE TOILET



FY7-L2-b
10L, portable toilet hand pump
Bubble bag + rubble carton



FY7-Q2-b
10L, double outlet
Bubble bag + rubble carton



FY7-Q1-b
10L, Single Outlet
Bubble bag + rubble carton



FY8-L2-b
20L, portable toilet hand pump
Bubble bag + rubble carton



FY8-Q1-b
20L, Single Outlet
Bubble bag + rubble carton



FY8-Q2-b
10L, double outlet
Bubble bag + rubble carton



FY13
24L portable toilet with sewage display
Bubble bag + rubble carton



FY14
24L portable toilet with sewage display
Bubble bag + rubble carton

COMPACT CASSETTE TOILET



FY-3824T
Plastic
Manual Pump



FY-3824Ti
Manual Pump
External Water Supply



FY-3924T
Plastic
Manual Pump



FY-3924Ti
Manual Pump
External Water Supply

FY-3924Tei
Manual Pump
External Water Supply
Electric pump



FY-4924T
Stainless steel
Manual Pump



FY-4924Ti
Stainless Steel
Manual Pump
External Water Supply

FY-4924Tei
Manual Pump
External Water Supply
Electric pump

GRAVITY FLUSH TOILET



FY-3702T
Plastic Toilet Bowl



FY-4703T
Stainless Steel Toilet Bowl



FY-6706T
Ceramic Toilet Bowl



FY-5704T
Enamel Toilet Bowl











WHEELED MOBILE HANDWASH STAND
FY-7702







PORTABLE HANDWASH STAND
FY-7701
FY-7701+562(Tank)

BOAT INSTRUMENTS

FUEL LEVEL								
	Art. No.	Model	Signal	Picture Indicating	Bezel	Display Range	Working Voltage	Installation Dimension
	FY00001	NMFR-BS	NMEA2000 & J1939		SS 316	Empty-Full	12V	Φ52mm
FY00200	NMFR-WS							

WATER LEVEL								
	Art. No.	Model	Signal	Picture Indicating	Bezel	Display Range	Working Voltage	Installation Dimension
	FY01000	NMWR-BS	NMEA2000 & J1939		SS 316	Empty-Full	12V	Φ52mm
FY01100	NMWR-WS							

TACHOMETER								
	Art. No.	Model	Parameters Supported	Picture Indicating	Bezel	Display Range	Working Voltage	Installation Dimension
	FY07000	NMHB-BS-7KL	Engine RPM/ Coolant temperature/ Engine Hours/ Oil pressure/ Trim/Fuel rate/ Fuel Tank1, Tank2, Tank3, Tank4		SS 316	0~7000rpm	12V	Φ85mm
FY07100	NMHB-WS-7KL							

OIL PRESSURE



Art. No.	Model	Signal	Picture Indicating	Bezel	Display Range	Working Voltage	Installation Dimension
FY05000	NMPR-BS-0-10	NMEA2000 & J1939		SS 316	0~10bar	12V	Φ52mm
FY05100	NMPR-WS-0-10						

VOLTMETER



Art. No.	Model	Signal	Picture Indicating	Bezel	Display Range	Working Voltage	Installation Dimension
FY03000	NMVR-BS-8-16	NMEA2000 & J1939		SS 316	8~16V	12V	Φ52mm
FY03100	NMVR-WS-8-16						

SPEEDOMETER






















Art. No.	Model	Signal	Picture Indicating	Bezel	Display Range	Working Voltage	Installation Dimension
FY08000	NMOB-BS-60	NMEA2000 & J1939		SS 316	0~60MPH	12V	Φ85mm
FY08100	NMOB-WS-60						
















WATER TEMP.



Art. No.	Model	Signal	Picture Indicating	Bezel	Display Range	Working Voltage	Installation Dimension
FY04000	NMTR-BS-40-120	NMEA2000 & J1939		SS 316	40~120°C	12V	Φ52mm
FY04100	NMTR-WS-40-120						

HOLDING TANK							
	Art. No.	Model	Signal	Picture Indicating	Bezel	Display Range	Working Voltage
FY02000	NMGR-BS	NMEA2000 & J1939		SS 316	Empty-Full	12V	Ø52mm
FY02100	NMGR-WS						

FUEL LEVEL										
	Art. No.	Model	Signal	Picture Indicating	Bezel	Display Range	Working Voltage	Installation Dimension		
FY10005	CPFR-BS-0-190	0~190Ω		SS 316	Empty-Full	12V/24V	Ø52mm			
FY10004	CPFR-BS-240-33	240~33Ω								
FY10100	CPFR-WS-0-190	0~190Ω		SS 316 in black	Empty-Full	12V/24V	Ø52mm			
FY10101	CPFR-WS-240-33	240~33Ω								
FY10002	CPFR-BN-0-190	0~190Ω		plastic in black	Empty-Full	12V/24V	Ø52mm			
FY10003	CPFR-BN-240-33	240~33Ω								
FY10200	CPFR-BB-0-190	0~190Ω		plastic in black	Empty-Full	12V/24V	Ø52mm			
FY10201	CPFR-BB-240-33	240~33Ω								
FY10300	CPFR-WW-0-190	0~190Ω		plastic in white	Empty-Full	12V/24V	Ø52mm			
FY10301	CPFR-WW-240-33	240~33Ω								


WATER LEVEL										
	Art. No.	Model	Signal	Picture Indicating	Bezel	Indicating Range	Working Voltage	Installation Dimension		
FY11004	CPWR-BS-0-190	0~190Ω		SS 316	Empty-Full	12V/24V	Ø52mm			
FY11001	CPWR-BS-240-33	240~33Ω								
FY11100	CPWR-WS-0-190	0~190Ω		SS 316 in black	Empty-Full	12V/24V	Ø52mm			
FY11101	CPWR-WS-240-33	240~33Ω								
FY11002	CPWR-BN-0-190	0~190Ω		plastic in black	Empty-Full	12V/24V	Ø52mm			
FY11003	CPWR-BN-240-33	240~33Ω								
FY11200	CPWR-BB-0-190	0~190Ω		plastic in black	Empty-Full	12V/24V	Ø52mm			
FY11201	CPWR-BB-240-33	240~33Ω								
FY11300	CPWR-WW-0-190	0~190Ω		plastic in white	Empty-Full	12V/24V	Ø52mm			
FY11301	CPWR-WW-240-33	240~33Ω								

VOLTMETER




Art. No.	Model	Signal	Picture Indicating	Bezel	Display Range	Working Voltage	Installation Dimension
FY13000	CPVR-BS-8-16	8~16V		SS 316	8~16V	12V	Φ52mm
FY13100	CPVR-WS-8-16			SS 316 in black			
FY13013	CPVR-BN-8-16			plastic in black			
FY13200	CPVR-BB-8-16			plastic in white			
FY13304	CPVR-WW-8-16						
FY13001	CPVR-BS-18-32	18~32V		SS 316	18~32V	24V	
FY13101	CPVR-WS-18-32			SS 316 in black			
FY13012	CPVR-BN-18-32			plastic in black			
FY13201	CPVR-BB-18-32			plastic in white			
FY13305	CPVR-WW-18-32						

WATER TEMP.




























Art. No.	Model	Signal	Picture Indicating	Bezel	Display Range	Working Voltage	Installation Dimension
FY14004	CPTR-BS-40-120	Matched with KUS temperature sensor		SS 316	40~120°C	12V/24V	Φ52mm
FY14100	CPTR-WS-40-120			SS 316 in black			
FY14002	CPTR-BN-40-120			plastic in black			
FY14200	CPTR-BB-40-120			plastic in white			
FY14304	CPTR-WW-40-120						











OIL TEMP.






































Art. No.	Model	Signal	Picture Indicating	Bezel	Display Range	Working Voltage	Installation Dimension
FY14005	CPYR-BS-50-150	Matched with KUS temperature sensor		SS 316	50~150°C	12V/24V	Φ52mm
FY14102	CPYR-WS-50-150			SS 316 in black			
FY14000	CPYR-BN-50-150			plastic in black			
FY14202	CPYR-BB-50-150			plastic in white			
FY14305	CPYR-WW-50-150						
















TRIM										
	Art. No.	Model	Signal	Picture Indicating	Bezel	Display Range	Working Voltage	Installation Dimension		
	FY09205	CPIR-BS-0-190	0~190Ω		SS 316	DOWN-UP	12V/24V	Φ52mm		
	FY09103	CPIR-WS-0-190								
	FY09204	CPIR-BN-0-190								
	FY09206	CPIR-BB-0-190								
FY09207	CPIR-WW-0-190									
















TRIM										
	Art. No.	Model	Signal	Picture Indicating	Bezel	Display Range	Working Voltage	Installation Dimension		
	FY09028	CPIR-BS-0-190	0~190Ω		SS 316	UP-DOWN	12V/24V	Φ52mm		
	FY09115	CPIR-WS-0-190								
	FY09116	CPIR-BN-0-190								
	FY09220	CPIR-BB-0-190								
FY09312	CPIR-WW-0-190									
FY09043	CPIR-BS-160-10	160~10Ω * To match with mercury or force engine.		SS 316	UP-DOWN	12V/24V	Φ52mm			
FY09123	CPIR-WS-160-10									
FY09044	CPIR-BN-160-10									
FY09228	CPIR-BB-160-10									
FY09314	CPIR-WW-160-10									

CLOCK										
	Art. No.	Model	Signal	Picture Indicating	Bezel	Display Range	Working Voltage	Installation Dimension		
	FY09000	CMCR-BS-12	N/A		SS 316	12-hour format	12V/24V	Φ52mm		
	FY09100	CMCR-WS-12								
	FY09003	CMCR-BN-12								
	FY09202	CMCR-BB-12								
FY09304	CMCR-WW-12									


OIL PRESSURE											
Art. No.	Model	Signal	Picture Indicating	Bezel	Display Range	Working Voltage	Installation Dimension				
FY15000	CPPR-BS-0-5	10~184Ω 240-33Ω can be customized		SS 316	0~5Bar	12V/24V	Φ52mm				
FY15100	CPPR-WS-0-5										
FY15001	CPPR-BN-0-5			SS 316 in black							
FY15201	CPPR-BB-0-5			plastic in black							
FY15300	CPPR-WW-0-5			plastic in white							
FY15006	CPPR-BS-0-10			SS 316	0~10Bar						
FY15103	CPPR-WS-0-10										
FY15008	CPPR-BN-0-10			SS 316 in black							
FY15202	CPPR-BB-0-10			plastic in black							
FY15303	CPPR-WW-0-10			plastic in white							

AMMETER											
Art. No.	Model	Signal	Picture Indicating	Bezel	Display Range	Working Voltage	Installation Dimension				
FY06007	CMAR-BS±50	Matched with KUS 50A current shunt unit		SS 316	±50 A	12V/24V	Φ52mm				
FY06103	CMAR-WS±50										
FY06008	CMAR-BN±50			SS 316 in black							
FY06201	CMAR-BB±50			plastic in black							
FY06301	CMAR-WW±50			plastic in white							
FY06005	CMAR-BS±80	Matched with KUS 100A current shunt unit		SS 316	±80 A						
FY06102	CMAR-WS±80										
FY06009	CMAR-BN±80			SS 316 in black							
FY06200	CMAR-BB±80			plastic in black							
FY06300	CMAR-WW±80			plastic in white							
FY06010	CMAR-BS±150	Matched with KUS 150A current shunt unit		SS 316	±150 A						
FY06101	CMAR-WS±150										
FY06011	CMAR-BN±150			SS 316 in black							
FY06203	CMAR-BB±150			plastic in black							
FY06302	CMAR-WW±150			plastic in white							

HOLDING TANK								
	Art. No.	Model	Signal	Picture Indicating	Bezel	Display Range	Working Voltage	Installation Dimension
	FY12002	CPGR-BS-0-190	0~190Ω		SS 316	LOW-FULL	12V/24V	Φ52mm
	FY12102	CPGR-WS-0-190						
	FY12003	CPGR-BN-0-190			SS 316 in black			
	FY12202	CPGR-BB-0-190			plastic in black			
	FY12302	CPGR-WW-0-190			plastic in white			
	FY12000	CPGR-BS-240-33	240~33Ω		SS 316			
	FY12100	CPGR-WS-240-33						
	FY12001	CPGR-BN-240-33			SS 316 in black			
FY12200	CPGR-BB-240-33			plastic in black				
FY12300	CPGR-WW-240-33			plastic in white				

RUDDER ANGLE								
	Art. No.	Model	Signal	Picture Indicating	Bezel	Display Range	Working Voltage	Installation Dimension
	FY09002	CMRR-BS-87-900	87~900Ω, Matched with JSM4480 rudder angle sensor.		SS 316	R-L	12V/24V	Φ52mm
	FY09102	CMRR-WS-87-900						
	FY09004	CMRR-BN-87-900			SS 316 in black			
	FY09201	CMRR-BB-87-900			plastic in black			
	FY09305	CMRR-WW-87-900			plastic in white			
	FY09011	CMRR-BS-0-190	0~190Ω, Matched with KE41000 rudder angle sensor.		SS 316			
	FY09106	CMRR-WS-0-190						
	FY09018	CMRR-BN-0-190			SS 316 in black			
FY09209	CMRR-BB-0-190			plastic in black				
FY09309	CMRR-WW-0-190			plastic in white				

3 LED ALARM INDICATOR























Art. No.	Model	Signal	Picture Indicating	Bezel	Display Range	Working Voltage	Installation Dimension
FY99300	SSS-PAN-3LED-BS	Switch Signal		SS 316	FULL-HIGH-ON	12V/24V	Φ52mm
FY99402	SSS-PAN-3LED-WS						
FY99302	SSS-PAN-3LED-BN			SS 316 in black			
FY99200	SSS-PAN-3LED-BB			plastic in black			
FY99400	SSS-PAN-3LED-WW			plastic in white			





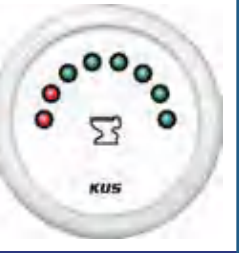





DIGITAL AMMETER



Art. No.	Model	Signal	Picture Indicating	Bezel	Display Range	Working Voltage	Installation Dimension
FY26004	CEAR-BS±50	Matched with KUS 50A current shunt unit		SS 316	±50A	12V/24V	Φ52mm
FY26101	CEAR-WS±50						
FY26000	CEAR-BN±50			SS 316 in black			
FY26200	CEAR-BB±50			plastic in black			
FY26300	CEAR-WW±50			plastic in white			
FY26001	CEAR-BS±80	Matched with KUS 100A current shunt unit		SS 316	±80A	12V/24V	Φ52mm
FY26102	CEAR-WS±80						
FY26003	CEAR-BN±80			SS 316 in black			
FY26201	CEAR-BB±80			plastic in black			
FY26301	CEAR-WW±80			plastic in white			
FY26002	CEAR-BS±150	Matched with KUS 150A current shunt unit		SS 316	±150A	12V/24V	Φ52mm
FY26103	CEAR-WS±150						
FY26005	CEAR-BN±150			SS 316 in black			
FY26202	CEAR-BB±150			plastic in black			
FY26302	CEAR-WW±150			plastic in white			

8 LED WATER LEVEL GAUGE								
								
Art. No.	Model	Signal	Picture Indicating	Bezel	Display Range	Working Voltage	Installation Dimension	
FY11021	CDWR-BS-240-33	240~33 Ω		SS 316	Empty-Full	12V/24V	Φ52mm	
FY11113	CDWR-WS-240-33			SS 316 in black				
FY11114	CDWR-BN-240-33			plastic in black				
FY11207	CDWR-BB-240-33			plastic in white				
FY11305	CDWR-WW-240-33							

8 LED FUEL LEVEL GAUGE								
								
Art. No.	Model	Signal	Picture Indicating	Bezel	Display Range	Working Voltage	Installation Dimension	
FY10034	CDFR-BS-240-33	240~33 Ω		SS 316	Empty-Full	12V/24V	Φ52mm	
FY10118	CDFR-WS-240-33			SS 316 in black				
FY10036	CDFR-BN-240-33			plastic in black				
FY10216	CDFR-BB-240-33			plastic in white				
FY10309	CDFR-WW-240-33							

8 LED HOLDING TANK GAUGE								
								
Art. No.	Model	Signal	Picture Indicating	Bezel	Display Range	Working Voltage	Installation Dimension	
FY12015	CDGR-BS-240-33	240~33 Ω		SS 316	Low-Full	12V/24V	Φ52mm	
FY12108	CDGR-WS-240-33			SS 316 in black				
FY12018	CDGR-BN-240-33			plastic in black				
FY12204	CDGR-BB-240-33			plastic in white				
FY12304	CDGR-WW-240-33							

NAVIGATION INDICATOR								
Art. No.	Model	Signal	Picture Indicating	Bezel	Display Range	Working Voltage	Installation Dimension	
FY99304	CONR-BS-5LED	Matched with KUS controller		SS 316	N/A	12V/24V	Φ52mm	
FY99501	CONR-WS-5LED							
FY99303	CONR-BN-5LED			SS 316 in black				
FY99202	CONR-BB-5LED			plastic in black				
FY99403	CONR-WW-5LED			plastic in white				

4 LED ALARM GAUGE								
Art. No.	Model	Signal	Picture Indicating	Bezel	Display Range	Working Voltage	Installation Dimension	
FY79002	CDQR-BS	Switch Signal		SS 316	N/A	12V/24V	Φ52mm	
FY79103	CDQR-WS							
FY79004	CDQR-BN			SS 316 in black				
FY79202	CDQR-BB			plastic in black				
FY79303	CDQR-WW			plastic in white				

DIGITAL WATER TEMP.								
Art. No.	Model	Signal	Picture Indicating	Bezel	Display Range	Working Voltage	Installation Dimension	
FY24000	CETR-BS-25-120	Matched with KUS temperature sensor		SS 316	25~120°C	12V/24V	Φ52mm	
FY24100	CETR-WS-25-120							
FY24002	CETR-BN-25-120			SS 316 in black				
FY24200	CETR-BB-25-120			plastic in black				
FY24300	CETR-WW-25-120			plastic in white				

DIGITAL OIL PRESSURE							
Art. No.	Model	Signal	Picture Indicating	Bezel	Display Range	Working Voltage	Installation Dimension
FY15042	CEPR-BS-0-5	10~184Ω		SS 316	0~5Bar	12V/24V	Φ52mm
FY15115	CEPR-WS-0-5			SS 316 in black			
FY15043	CEPR-BN-0-5			plastic in black			
FY15021	CEPR-BB-0-5			plastic in white			
FY15308	CEPR-WW-0-5						
FY15012	CEPR-BS-0-10	10~184Ω		SS 316	0~10Bar		
FY15015	CEPR-WS-0-10			SS 316 in black			
FY15035	CEPR-BN-0-10			plastic in black			
FY15022	CEPR-BB-0-10			plastic in white			
FY15307	CEPR-WW-0-10						

DIGITAL VOLTMETER							
Art. No.	Model	Signal	Picture Indicating	Bezel	Display Range	Working Voltage	Installation Dimension
FY23000	CEVR-BS-9-32	9~32V		SS 316	9~32V	12V/24V	Φ52mm
FY23100	CEVR-WS-9-32			SS 316 in black			
FY23001	CEVR-BN-9-32			plastic in black			
FY23200	CEVR-BB-9-32			plastic in white			
FY23303	CEVR-WW-9-32						

HOURMETER							
Art. No.	Model	Signal	Picture Indicating	Bezel	Display Range	Working Voltage	Installation Dimension
FY39000	CCUR-BS	N/A		SS 316	0~99999	12V/24V	Φ52mm
FY39202	CCUR-WS			SS 316 in black			
FY39001	CCUR-BN			plastic in black			
FY39201	CCUR-BB			plastic in white			
FY39200	CCUR-WW						

DIGITAL FUEL LEVEL									
Art. No.	Model	Signal	Picture Indicating	Bezel	Display Range	Working Voltage	Installation Dimension		
FY20001	CEFR-BS-0-190	0~190Ω		SS 316	0~100%	12V/24V	Φ52mm		
FY20101	CEFR-WS-0-190			SS 316 in black					
FY00352	CEFR-BN-0-190			plastic in black					
FY22001	CEFR-BB-0-190			plastic in white					
FY00353	CEFR-WW-0-190								
FY20006	CEFR-BS-240-33	240~33Ω		SS 316	0~100%	12V/24V	Φ52mm		
FY10116	CEFR-WS-240-33			SS 316 in black					
FY00354	CEFR-BN-240-33			plastic in black					
FY10214	CEFR-BB-240-33			plastic in white					
FY00355	CEFR-WW-240-33								

DIGITAL GPS SPEEDOMETER									
Art. No.	Model	Signal	Picture Indicating	Bezel	Display Range	Working Voltage	Installation Dimension		
FY08041	CCSR-BS	GPS		SS 316	0-999Km/h	12V/24V	Φ52mm		
FY08120	CCSR-WS			SS 316 in black					
FY08056	CCSR-BN			plastic in black					
FY08217	CCSR-BB			plastic in white					
FY08309	CCSR-WW								




* This Speedo has the function of mileage accumulation (Maximum 99999 Km), and data can be saved even the gauge is power down.
 * 5 meters long GPS antenna is included in the package, so it's no need to order it separately.

TACHOMETER with 4 LED ALARM



Art. No.	Model	Signal	Picture Indicating	Bezel	Display Range	Working Voltage	Installation Dimension
FY07046	CMHB-BS-7KL	1.0-10.0		SS 316	0~7000RPM	12V/24V	Φ85mm
FY07123	CMHB-WS-7KL						
FY07047	CMHB-BN-7KL			SS 316 in black			
FY07213	CMHB-BB-7KL			plastic in black			
FY07312	CMHB-WW-7KL			plastic in white			

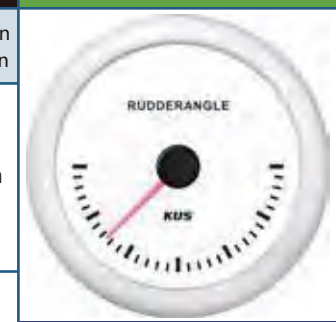


* The light alarms including CHK ENG, Low Pressure, Low Fuel, Temperature.

RUDDER ANGLE



Art. No.	Model	Signal	Picture Indicating	Bezel	Display Range	Working Voltage	Installation Dimension
FY09009	CMRB-BS-0-190	0~190Ω		SS 316	R-L	12V/24V	Φ85mm
FY09105	CMRB-WS-0-190						
FY09017	CMRB-BN-0-190			SS 316 in black			
FY09215	CMRB-BB-0-190			plastic in black			
FY09311	CMRB-WW-0-190			plastic in white			



* The rudder angle with Signal 0-190Ω can be matched with KE41000,.

TACHOMETER



Art. No.	Model	Speed Ratio	Picture Indicating	Bezel	Display Range	Working Voltage	Installation Dimension
FY07025	CMHB-BS-3KL	1.0~10.0		SS 316	0~3000rpm	12V/24V	Φ85mm
FY07116	CMHB-WS-3KL						
FY07026	CMHB-BN-3KL			SS 316 in black			
FY07208	CMHB-BB-3KL			plastic in black			
FY07310	CMHB-WW-3KL			plastic in white			
FY07008	CMHB-BS-4KL			SS 316	0~4000rpm		
FY07105	CMHB-WS-4KL						
FY07027	CMHB-BN-4KL			SS 316 in black			
FY07204	CMHB-BB-4KL			plastic in black			
FY07306	CMHB-WW-4KL			plastic in white			
FY07009	CMHB-BS-6KL			SS 316	0~6000rpm		
FY07106	CMHB-WS-6KL						
FY07028	CMHB-BN-6KL			SS 316 in black			
FY07205	CMHB-BB-6KL			plastic in black			
FY07307	CMHB-WW-6KL			plastic in white			
FY07010	CMHB-BS-8KL			SS 316	0~8000rpm		
FY07107	CMHB-WS-8KL						
FY07029	CMHB-BN-8KL		SS 316 in black				
FY07206	CMHB-BB-8KL		plastic in black				
FY07308	CMHB-WW-8KL		plastic in white				
FY07005	CMHB-BS-3KL	0.5-250		SS 316	0~3000rpm	12V/24V	Φ85mm
FY07111	CMHB-WS-3KL						
FY07014	CMHB-BN-3KL			SS 316 in black			
FY07209	CMHB-BB-3KL			plastic in black			
FY07309	CMHB-WW-3KL			plastic in white			
FY07043	CMHB-BS-4KL			SS 316	0~4000rpm		
FY07102	CMHB-WS-4KL						
FY07015	CMHB-BN-4KL			SS 316 in black			
FY07202	CMHB-BB-4KL			plastic in black			
FY07303	CMHB-WW-4KL			plastic in white			
FY07000	CMHB-BS-6KL			SS 316	0~6000rpm		
FY07101	CMHB-WS-6KL						
FY07016	CMHB-BN-6KL			SS 316 in black			
FY07200	CMHB-BB-6KL			plastic in black			
FY07302	CMHB-WW-6KL			plastic in white			
FY07003	CMHB-BS-8KL			SS 316	0~8000rpm		
FY07103	CMHB-WS-8KL						
FY07017	CMHB-BN-8KL		SS 316 in black				
FY07203	CMHB-BB-8KL		plastic in black				
FY07304	CMHB-WW-8KL		plastic in white				



* Note: The speed ratio is adjustable. Alternative ratio range is 1.0~10.0

* Note: The speed ratio is adjustable. Alternative ratio range is 0.5~250.0.

RUDDER ANGLE



Art. No.	Model	Signal	Picture Indicating	Bezel	Display Range	Working Voltage	Installation Dimension
FY09012	CMRB-BS-0-5K	0~5K		SS 316		12V/24V	Φ85mm
FY00390	CMRB-WS-0-5K						
FY09014	CMRB-BN-0-5K			SS 316 in black			
FY00391	CMRB-BB-0-5K			plastic in black			
FY09313	CMRB-WW-0-5K			plastic in white			




* The rudder angle with Signal 0-5K can be matched with KE41002.

SPEEDOMETER



Art. No.	Model	Signal	Picture Indicating	Bezel	Display Range	Working Voltage	Installation Dimension
FY18003	CPOB-BS-35	Pitot tube provides pressure signals		SS 316	0~35MPH	12V/24V	Φ85mm
FY18102	CPOB-WS-35						
FY18010	CPOB-BN-35			SS 316 in black			
FY18204	CPOB-BB-35			plastic in black			
FY18304	CPOB-WW-35			plastic in white			
FY18002	CPOB-BS-55			SS 316	0~55MPH		
FY18101	CPOB-WS-55						
FY18011	CPOB-BN-55			SS 316 in black			
FY18203	CPOB-BB-55			plastic in black			
FY18303	CPOB-WW-55			plastic in white			
FY18004	CPOB-BS-65			SS 316	0~65MPH		
FY18103	CPOB-WS-65						
FY18009	CPOB-BN-65			SS 316 in black			
FY18206	CPOB-BB-65			plastic in black			
FY18306	CPOB-WW-65			plastic in white			



* Pitot tube need ordered separately.
Art. No. : JYM1060



Art. No. : JKE00017

DIGITAL GPS SPEEDOMETER



Art. No.	Model	Remarks	Picture Indicating	Bezel	Display Range	Working Voltage	Installation Dimension
FY08021	CCSB-BS	I		SS 316	0~999Knots	12V/24V	Ø85mm
FY08109	CCSB-WS						
FY08022	CCSB-BN			SS 316 in black			
FY08213	CCSB-BB			plastic in black			
FY08308	CCSB-WW			plastic in white			
FY08038	CCSB-BS	II		SS 316			
FY00148	CCSB-WS						
FY08047	CCSB-BN			SS 316 in black			
FY00149	CCSB-BB			plastic in black			
FY00150	CCSB-WW			plastic in white			



I : The gauge has the function of accumulating the mileage of a single time, all data will reset when power on or unit switches.

II : This Speedo has the function of mileage accumulation (Maximum 99999 Km), and data can be saved even the gauge is power down.



* Note: Customers can choose between units displaying in km/h, knots, or mph. The unit mileage and position are integrated into the display. The accumulated data will be cleared to zero after power off, it also can be customized for keeping the history data.

* 5 meters long GPS antenna is included in the package, so it's no need to order it separately.


Art. No.	Model	Remarks	Picture Indicating	Bezel	Display Range	Working Voltage	Installation Dimension
FY00359	CCSB-BS	III		SS 316	0-999Knots	12V/24V	Ø85mm
FY00360	CCSB-WS						
FY00361	CCSB-BN			SS 316 in black			
FY00362	CCSB-BB			plastic in black			
FY00363	CCSB-WW			plastic in white			
FY00364	CCSB-BS	IV		SS 316			
FY00365	CCSB-WS						
FY00366	CCSB-BN			SS 316 in black			
FY00367	CCSB-BB			plastic in black			
FY00368	CCSB-WW			plastic in white			

* With built-in GPS antenna.

III: The gauge has the function of accumulating the mileage of a single time, all data will reset when power on or unit switches.

IV: This Speedo had the function of mileage accumulation(Maximum 99999Km), and data can be saved even the gauge is power down.

GPS SPEEDOMETER


















Art. No.	Model	Signal	Picture Indicating	Bezel	Display Range	Working Voltage	Installation Dimension
FY08017	CMSB-BS-15L	GPS		SS 316	0~15Knots	12V/24V	Ø85mm
FY08108	CMSB-WS-15L						
FY08018	CMSB-BN-15L			SS 316 in black			
FY08215	CMSB-BB-15L			plastic in black			
FY08307	CMSB-WW-15L			plastic in white			
FY08009	CMSB-BS-30L			SS 316			
FY08105	CMSB-WS-30L						
FY08019	CMSB-BN-30L			SS 316 in black			
FY08210	CMSB-BB-30L			plastic in black			
FY08303	CMSB-WW-30L			plastic in white			
FY08011	CMSB-BS-60L			SS 316	0~60Knots		
FY08103	CMSB-WS-60L						
FY08020	CMSB-BN-60L			SS 316 in black			
FY08211	CMSB-BB-60L			plastic in black			
FY08304	CMSB-WW-60L		plastic in white				




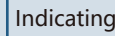






* 5 meters long GPS antenna is included in the package, so it's no need to order it separately.

Art. No.	Model	Signal	Picture Indicating	Bezel	Display Range	Working Voltage	Installation Dimension
FY00369	CMSB-BS-15L	GPS		SS 316	0~15Knots	12V/24V	Ø85mm
FY00370	CMSB-WS-15L						
FY00371	CMSB-BN-15L			SS 316 in black			
FY00372	CMSB-BB-15L			plastic in black			
FY00373	CMSB-WW-15L			plastic in white			
FY00374	CMSB-BS-30L			SS 316			
FY00375	CMSB-WS-30L						
FY00376	CMSB-BN-30L			SS 316 in black			
FY00377	CMSB-BB-30L			plastic in black			
FY00378	CMSB-WW-30L			plastic in white			
FY00379	CMSB-BS-60L			SS 316	0~60Knots		
FY00380	CMSB-WS-60L						
FY00381	CMSB-BN-60L			SS 316 in black			
FY00382	CMSB-BB-60L			plastic in black			
FY00383	CMSB-WW-60L		plastic in white				

* With built-in GPS antenna.

EXHAUST TEMP. METER											
Art. No.	Model	Signal	Picture Indicating	Bezel	Display Range	Working Voltage	Installation Dimension				
FY00172	CMTR-BS-0-800	0~33.277 MV		SS 316	0-800	12V/24V	Φ52mm				
FY00173	CMTR-WS-0-800										
FY00342	CMTR-BN-0-800										
FY09214	CMTR-BB-0-800			SS 316 in black							
FY09308	CMTR-WW-0-800			plastic in black							
FY00385	CMTR-BS-0-200			plastic in white							
FY00386	CMTR-WS-0-200			SS 316	0-200						
FY00387	CMTR-BN-0-200										
FY00388	CMTR-BB-0-200										
FY00389	CMTR-WW-0-200			plastic in black							
				plastic in white							

3 IN 1 MULTIFUNCTION							
Art. No.	Model	Signal	Picture Indicating	Bezel	Display Range	Working Voltage	Installation Dimension
FY00233	CMQE-BS-3	0-180ohm for fuel level meter; 8-16V voltage meter 0-6000RPM tachometer		SS 316	Fuel level meter: empty-full Voltmeter: 8-16v, Tachometer: 0-6000rpm	12V/24V	Φ110mm
FY00234	CMQE-WS-3						

60MPH SPEEDOMETER							
Art. No.	Model	Signal	Picture Indicating	Bezel	Display Range	Working Voltage	Installation Dimension
FY00237	CMSE-BS-60	pulse signal		SS 316	0-60MPH	12V/24V	Φ110mm
FY00238	CMSE-WS-60						

SPEEDOMETER



Art. No.	Model	Signal	Picture Indicating	Bezel	Display Range	Working Voltage	Installation Dimension
FY08000	CMOB-BS-120L	Normal impulse		SS 316	0~120km/h	12V/24V	Φ85mm
FY08100	CMOB-WS-120L			SS 316 in black			
FY08001	CMOB-BN-120L			plastic in black			
FY08200	CMOB-BB-120L			plastic in white			
FY08302	CMOB-WW-120L			SS 316	0~200km/h		
FY08015	CMOB-BS-200L			SS 316 in black			
FY08107	CMOB-WS-200L			plastic in black			
FY08016	CMOB-BN-200L			plastic in black			
FY08209	CMOB-BB-200L			plastic in white			
FY08306	CMOB-WW-200L			plastic in white			



4 IN 1 MULTIFUNCTION





















Art. No.	Model	Signal	Picture Indicating	Bezel	Display Range	Working Voltage	Installation Dimension
FY00235	CMQE-BS-4	Input Signal : 10-184ohm for 0-10 bar oil pressure meter; 0-180ohm for fuel level meter; 8-16V voltage meter; Input Signal 310-20ohm for water temperature meter		SS 316	Oil press. meter: 0-80psi; Water temp. meter: 100-250F; Fuel level meter: empty-full; Voltmeter: 8-16v.	12V/24V	Φ110mm
FY00236	CMQE-WS-4						







0-6000 RPM TACHOMETER





















Art. No.	Model	Signal	Picture Indicating	Bezel	Display Range	Working Voltage	Installation Dimension
FY00239	CMHE-BS-6KL	1.0-10.0		SS 316	0-6000 RPM	12V/24V	Φ110mm
FY00240	CMHE-WS-6KL						





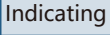




HOLDING TANK									
	Art. No.	Model	Signal	Picture Indicating	Bezel	Display Range	Working Voltage	Installation Dimension	
	FY12010	FPGR-BS-0-190	0~190Ω		SS 316	LOW-FUL	12V/24V	Φ52mm	
	FY12012	FPGR-BS-240-33	240~33Ω						
	FY12106	FPGR-WS-0-190	0~190Ω						
	FY12107	FPGR-WS-240-33	240~33Ω		SS 316 in black				
	FY12011	FPGR-BN-0-190	0~190Ω						
FY12013	FPGR-BN-240-33	240~33Ω							







WATER LEVEL									
	Art. No.	Model	Signal	Picture Indicating	Bezel	Display Range	Working Voltage	Installation Dimension	
	FY11015	FPWR-BS-0-190	0~190Ω		SS 316	Empty-Full	12V/24V	Φ52mm	
	FY11017	FPWR-BS-240-33	240~33Ω						
	FY11110	FPWR-WS-0-190	0~190Ω						
	FY11111	FPWR-WS-240-33	240~33Ω		SS 316 in black				
	FY11016	FPWR-BN-0-190	0~190Ω						
FY11018	FPWR-BN-240-33	240~33Ω							







OIL TEMP.									
	Art. No.	Model	Signal	Picture Indicating	Bezel	Display Range	Working Voltage	Installation Dimension	
	FY14026	FPYR-BS-50-150	Matched with KUS temperature sensor		SS 316	50~150°C	12V/24V	Φ52mm	
	FY14108	FPYR-WS-50-150							
FY14027	FPYR-BN-50-150			SS 316 in black					







VOLTMETER							
Art. No.	Model	Signal	Picture Indicating	Bezel	Display Range	Working Voltage	Installation Dimension
FY13017	FPVR-BS-8-16	8~16V		SS 316	8~16V	12V	Φ52mm
FY13107	FPVR-WS-8-16			SS 316 in black			
FY13018	FPVR-BN-8-16						
FY13016	FPVR-BS-18-32	18~32V		SS 316	18~32V	24V	
FY13108	FPVR-WS-18-32						
FY13019	FPVR-BN-18-32			SS 316 in black			







OIL PRESSURE							
Art. No.	Model	Signal	Picture Indicating	Bezel	Display Range	Working Voltage	Installation Dimension
FY15036	FPPR-BS-0-5	10~184Ω		SS 316	0~5Bar	12V/24V	Φ52mm
FY15112	FPPR-WS-0-5			SS 316 in black			
FY15037	FPPR-BN-0-5						
FY15038	FPPR-BS-0-10			SS 316	0~10Bar		
FY15113	FPPR-WS-0-10						
FY15039	FPPR-BN-0-10			SS 316 in black			













RUDDER ANGLE							
Art. No.	Model	Signal	Picture Indicating	Bezel	Display Range	Working Voltage	Installation Dimension
FY09019	FMRR-BS-87-900	87~900Ω, Matched with JSM4480 rudder angle sensor.		SS 316	R-L	12V/24V	Φ52mm
FY09110	FMRR-WS-87-900			SS 316 in black			
FY09020	FMRR-BN-87-900						
FY09021	FMRR-BS-0-190	0~190Ω, Matched with KE41000 rudder angle sensor.		SS 316			
FY09111	FMRR-WS-0-190						
FY09022	FMRR-BN-0-190			SS 316 in black			







TRIM									
	Art. No.	Model	Signal	Picture Indicating	Bezel	Display Range	Working Voltage	Installation Dimension	
	FY09023	FPIR-BS-0-190	0~190Ω		SS 316	DOWN-UP	12V/24V	Φ52mm	
	FY09113	FPIR-WS-0-190							
FY09024	FPIR-BN-0-190			SS 316 in black					










TRIM									
	Art. No.	Model	Signal	Picture Indicating	Bezel	Display Range	Working Voltage	Installation Dimension	
	FY09030	FPIR-BS-0-190	0~190Ω		SS 316	DOWN-UP	12V/24V	Φ52mm	
	FY09116	FPIR-WS-0-190							
FY09031	FPIR-BN-0-190			SS 316 in black					







DIGITAL VOLT METER									
	Art. No.	Model	Signal	Picture Indicating	Bezel	Display Range	Working Voltage	Installation Dimension	
	FY23005	FEVR-BS-9-32	9~32V		SS 316	9~32V	12V/24V	Φ52mm	
	FY23105	FEVR-WS-9-32							
FY23006	FEVR-BN-9-32			SS 316 in black					










DIGITAL WATER TEMP.							
Art. No.	Model	Signal	Picture Indicating	Bezel	Display Range	Working Voltage	Installation Dimension
FY24006	FETR-BS-25-120	Matched with KUS temperature sensor		SS 316	25~120°C	12V/24V	Φ52mm
FY24101	FETR-WS-25-120						
FY24007	FETR-BN-25-120			SS 316 in black			

DIGITAL AMMETER							
Art. No.	Model	Signal	Picture Indicating	Bezel	Display Range	Working Voltage	Installation Dimension
FY26008	FEAR-BS±50	Matched with KUS current pick-up unit		SS 316	±50A	12V/24V	Φ52mm
FY26105	FEAR-WS±50						
FY26009	FEAR-BN±50			SS 316 in black			
FY26010	FEAR-BS±80	Matched with KUS current pick-up unit		SS 316	±80A	12V/24V	Φ52mm
FY26106	FEAR-WS±80						
FY26011	FEAR-BN±80			SS 316 in black			
FY26006	FEAR-BS±150	Matched with KUS current pick-up unit		SS 316	±150A	12V/24V	Φ52mm
FY26104	FEAR-WS±150						
FY26007	FEAR-BN±150			SS 316 in black			

HOURMETER							
Art. No.	Model	Signal	Picture Indicating	Bezel	Display Range	Working Voltage	Installation Dimension
FY39002	FCUR-BS	N/A		SS 316	0~99999	12V/24V	Φ52mm
FY39101	FCUR-WS						
FY39003	FCUR-BN			SS 316 in black			

DIGITAL OIL PRESSURE							
Art. No.	Model	Signal	Picture Indicating	Bezel	Display Range	Working Voltage	Installation Dimension
FY15044	FEPR-BS-0-5	10~184Ω		SS 316	0~5Bar	12V/24V	Φ52mm
FY15116	FEPR-WS-0-5						
FY15045	FEPR-BN-0-5						
FY15040	FEPR-BS-0-10	10~184Ω		SS 316	0~10Bar		
FY15114	FEPR-WS-0-10						
FY15041	FEPR-BN-0-10						

4 LED ALARM GAUGE							
Art. No.	Model	Signal	Picture Indicating	Bezel	Display Range	Working Voltage	Installation Dimension
FY79003	FDQR-BS	Switch Signal		SS 316	N/A	12V/24V	Φ52mm
FY79104	FDQR-WS						
FY79005	FDQR-BN						

DIGITAL FUEL LEVEL							
Art. No.	Model	Signal	Picture Indicating	Bezel	Display Range	Working Voltage	Installation Dimension
FY20005	FEFR-BS-0-190	0-190Ω		SS 316	0~100%	12V/24V	Φ52mm
FY00025	FEFR-WS-0-190						
FY00026	FEFR-BN-0-190						
FY00027	FEFR-BS-240-33	240-33Ω		SS 316			
FY00028	FEFR-WS-240-33						
FY00029	FEFR-BN-240-33						

GPS SPEEDOMETER



Art. No.	Model	Signal	Picture Indicating	Bezel	Display Range	Working Voltage	Installation Dimension
FY08029	FMSB-BS-15L	GPS		SS 316	0~15Knots	12V	Φ85mm
FY08113	FMSB-WS-15L						
FY08030	FMSB-BN-15L			SS 316 in black			
FY08031	FMSB-BS-30L			SS 316	0~30Knots		
FY08114	FMSB-WS-30L						
FY08032	FMSB-BN-30L			SS 316 in black			
FY08033	FMSB-BS-60L			SS 316	0~60Knots		
FY08115	FMSB-WS-60L						
FY08034	FMSB-BN-60L			SS 316 in black			



* 5 meters long GPS antenna is included in the package, so it's no need to order it separately.

Art. No.	Model	Signal	Picture Indicating	Bezel	Display Range	Working Voltage	Installation Dimension
FY00030	FMSB-BS-15L	GPS		SS 316	0~15Knots	12V	Φ85mm
FY00031	FMSB-WS-15L						
FY00032	FMSB-BN-15L			SS 316 in black			
FY00033	FMSB-BS-30L			SS 316	0~30Knots		
FY00034	FMSB-WS-30L						
FY00035	FMSB-BN-30L			SS 316 in black			
FY00036	FMSB-BS-60L			SS 316	0~60Knots		
FY00037	FMSB-WS-60L						
FY00038	FMSB-BN-60L			SS 316 in black			

* With built-in GPS antenna.

TACHOMETER









Art. No.	Model	Speed Ratio	Picture Indicating	Bezel	Display Range	Working Voltage	Installation Dimension
FY07018	FMHB-BS-3KL	0.5~250.0		SS 316	0~3000rpm	12V/24V	Φ85mm
FY07112	FMHB-WS-3KL						
FY07019	FMHB-BN-3KL			SS 316 in black			
FY07020	FMHB-BS-4KL	0.5~250.0		SS 316	0~4000rpm		
FY07113	FMHB-WS-4KL						
FY07021	FMHB-BN-4KL			SS 316 in black			
FY07012	FMHB-BS-6KL	0.5~250.0		SS 316	0~6000rpm		
FY07114	FMHB-WS-6KL						
FY07022	FMHB-BN-6KL			SS 316 in black			
FY07023	FMHB-BS-8KL	0.5~250.0		SS 316	0~8000rpm		
FY07115	FMHB-WS-8KL						
FY07024	FMHB-BN-8KL			SS 316 in black			













* Note: The speed ratio is adjustable. Alternative ratio range is 0.5~250.0

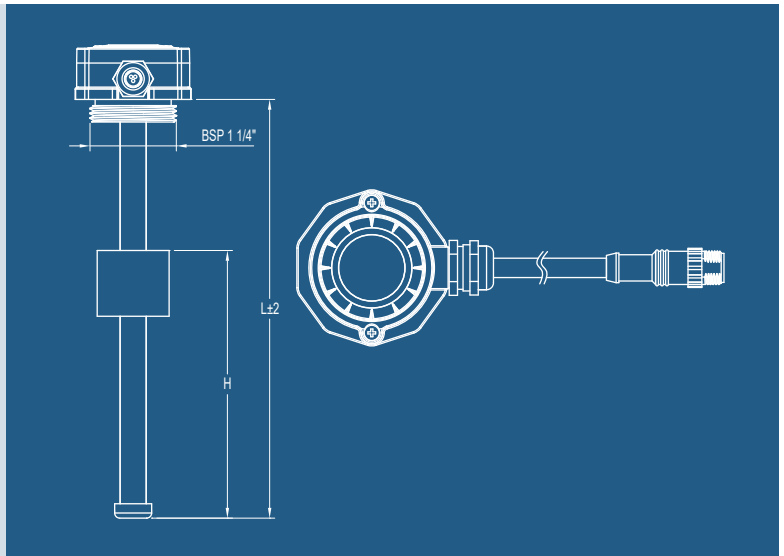
Art. No.	Model	Speed Ratio	Picture Indicating	Bezel	Display Range	Working Voltage	Installation Dimension
FY00018	FMHB-BS-3KL	1.0~10.0		SS 316	0~3000rpm	12V/24V	Φ85mm
FY00019	FMHB-WS-3KL						
FY00020	FMHB-BN-3KL			SS 316 in black			
FY07033	FMHB-BS-4KL	1.0~10.0		SS 316	0~4000rpm		
FY00021	FMHB-WS-4KL						
FY00022	FMHB-BN-4KL			SS 316 in black			
FY07035	FMHB-BS-6KL	1.0~10.0		SS 316	0~6000rpm		
FY07118	FMHB-WS-6KL						
FY00023	FMHB-BN-6KL			SS 316 in black			
FY07037	FMHB-BS-8KL	1.0~10.0		SS 316	0~8000rpm		
FY07119	FMHB-WS-8KL						
FY00024	FMHB-BN-8KL			SS 316 in black			

* Note: The speed ratio is adjustable. Alternative ratio range is 1.0~10.0

RUDDER ANGLE									
	Art. No.	Model	Signal	Picture Indicating	Bezel	Display Range	Working Voltage	Installation Dimension	
	FY00001	FMRB-BS-0-190	0~190Ω		SS 316	R-L	12V/24V	Φ85mm	
	FY00002	FMRB-WS-0-190							
FY00003	FMRB-BN-0-190			SS 316 in black					

* The rudder angle can be matched with the KE41000 rudder angle sensor.

SPEEDOMETER (MPH+KMH)									
	Art. No.	Model	Signal	Picture Indicating	Bezel	Display Range	Working Voltage	Installation Dimension	
	FY18012	FPOB-BS-35	Pitot tube provides pressure signals		SS 316	0~35MPH	12V/24V	Φ85mm	
	FY18108	FPOB-WS-35							
FY18013	FPOB-BN-35			SS 316 in black					
FY18014	FPOB-BS-55			SS 316	0~55MPH				
FY18109	FPOB-WS-55								
FY18015	FPOB-BN-55			SS 316 in black					
FY18016	FPOB-BS-65			SS 316	0~65MPH				
FY18110	FPOB-WS-65								
FY18017	FPOB-BN-65			SS 316 in black					

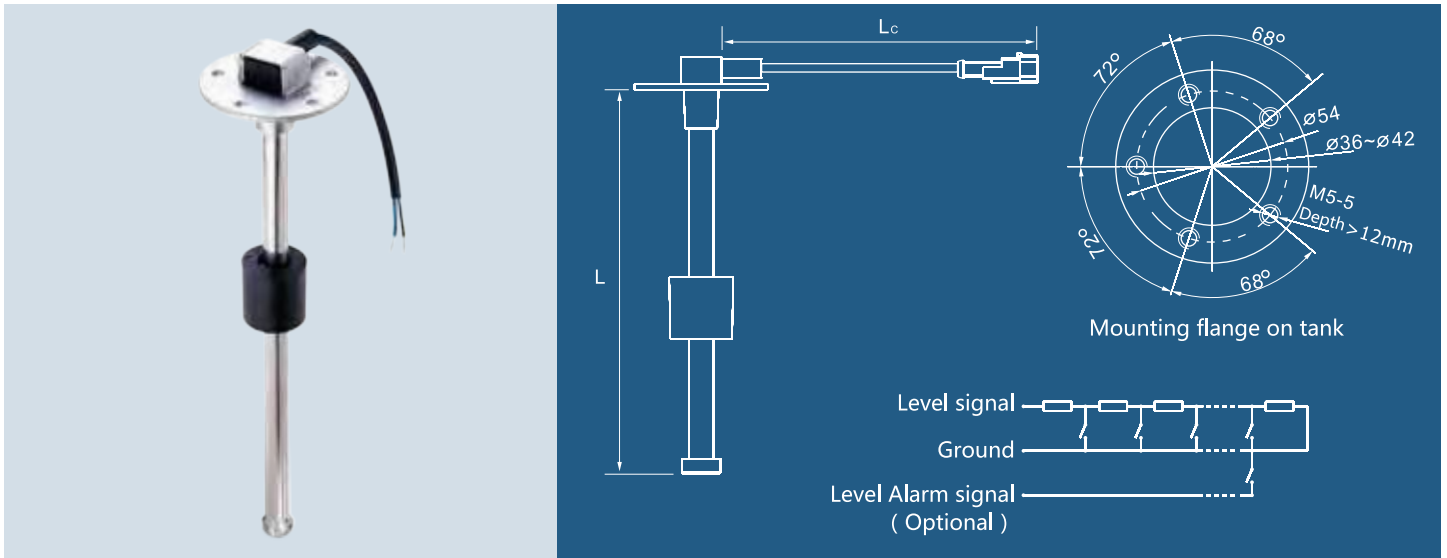


- ◆ **Material:**
The main body is made of SS316 or SS304 stainless steel.
- ◆ **Length range:**
100~2000mm. It also can be customized according to your requirements.
- ◆ **Assembly:**
BSP 1 1/4" thread twist-in, or NPT thread twist-in. Various types of flanges are available for fitting fuel tank if necessary.
- ◆ **Mounting:**
-38mm x2.6mm O-ring
-43mm x3.5mm O-ring
- ◆ **Protection rank:** IP67

- Utilizing magnetic field to control the reed on-off switch, the product features a long service life and protection against vibration.
- Rated power: 720mW
- Wire: PVC material (PA corrugated pipe cover is optional)
- Connector: Male "Micro-C" Pinout
- Output signal: NMEA2000/J1939 network messages
- Resolution range: 2~40mm
- Operating temperature: -30°C~+80°C

Art. No.	Product Name	Specification
FY02789	NS3-150mm	Output Signal: NMEA2000 Network Messages Length of wire: 980mm Gasket: NBR Alarm: No Material: SS316 Working Voltage: 9-16V Logo: KUS
FY02790	NS3-200mm	
FY02791	NS3-225mm	
FY02792	NS3-250mm	
FY02793	NS3-275mm	
FY02794	NS3-300mm	
FY02795	NS3-350mm	
FY02796	NS3-400mm	
FY02797	NS3-450mm	
FY02798	NS3-500mm	
FY02799	NS3-550mm	
FY02800	NS3-600mm	
FY02801	NS3-650mm	
FY02802	NS3-700mm	
FY02803	NS3-750mm	
FY02804	NS3-800mm	

Art. No.	Product Name	Specification
FY02839	NS3-150mm	Output Signal: J1939 Network Messages Length of wire: 980mm Gasket: NBR Alarm: No Material: SS316 Working Voltage: 9-32V Logo: KUS
FY02840	NS3-200mm	
FY02841	NS3-225mm	
FY02842	NS3-250mm	
FY02843	NS3-275mm	
FY02844	NS3-300mm	
FY02845	NS3-350mm	
FY02846	NS3-400mm	
FY02847	NS3-450mm	
FY02848	NS3-500mm	
FY02849	NS3-550mm	
FY02850	NS3-600mm	
FY02851	NS3-650mm	
FY02852	NS3-700mm	
FY02853	NS3-750mm	
FY02854	NS3-800mm	

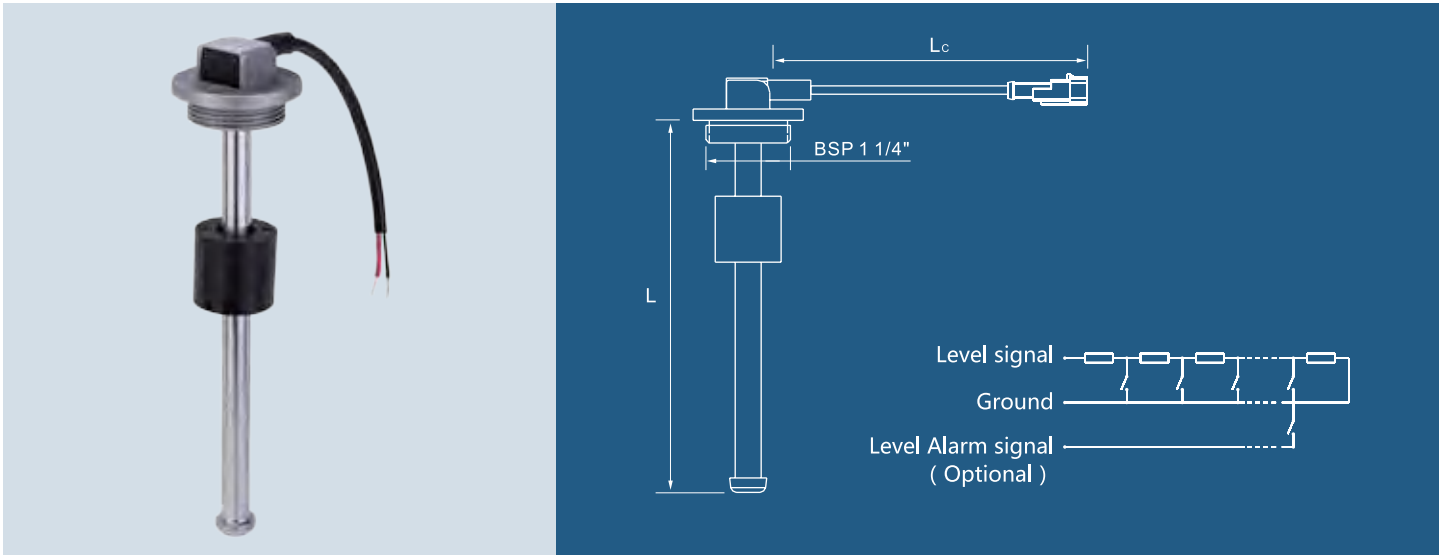


- ◆ Material: The main body is made of SS316 or SS304 stainless steel
- ◆ Length range: 100 ~ 2000 mm. It also can be customized according to your requirements.
- ◆ Mounting: SAE standard 5 holes, other mounting methods available.
- ◆ Accessories:
 - 5 x M5 screws
 - 2 mm thick NBR gasket.
 If installing on a gas tank, we recommend the optional 2mm thick FPM gasket.
- ◆ Protection rank: IP67

- Utilizing magnetic field to control the reed on-off switch, the product features a long service life and protection against vibration.
- Rated power: 125mW
- Rated current for alarm switch: 500mA
- Wire: PVC material (PA corrugated pipe cover is optional)
- Connector: Delphi, Tyco, or others are available according to customer's requirements.
- Output signal:
 - Resistance control signal, 0~190Ω, 240~33Ω, or customized as required; You can also choose current control signal, 0~20mA, 4~20mA or Voltage control signal, 0.5~4.5VDC, 0~5VDC.
- Resolution range: 10~40mm
- Operating temperature: -40°C ~ +85°C



* Please contact us for more details.



- ◆ **Material:** The main body is made of SS316 or SS304 stainless steel
- ◆ **Length range:** 100~2000mm. It also can be customized according to your requirements.
- ◆ **Assembly:** BSP 1 1/4" thread twist-in, or NPT thread twist-in. Various types of flanges are available for fitting fuel tank if necessary.
- ◆ **Mounting:**
 - 38mm×2.6mm O-ring
 - 43mm×3.5mm O-ring
- ◆ **Protection rank:** IP67
- Utilizing magnetic field to control the reed on-off switch, the product features a long service life and protection against vibration.
- **Rated power:** 125mW
- **Rated current for alarm switch:** 500mA
- **Wire:** PVC material (PA corrugated pipe cover is optional)
- **Connector:** Delphi, Tyco, or others are available according to customer's requirements.
- **Output signal:** Resistance control signal, 0~190Ω, 240~33Ω, or customized as required; You can also choose current control signal, 0~20mA, 4~20mA or Voltage control signal, 0.5~4.5VDC, 0~5VDC.
- **Resolution range:** 10~40mm
- **Operating temperature:** -40°C ~ +85°C

KUS is the world's leading supplier of multipurpose level sensors. Every year more than a million KUS sensors are installed in boats, trucks and off-road equipments all over the world. Measurements are done by series of reed switches positioned inside the level tube. The float is the only moving part of the sensor, thereby minimizes potential mechanical failures. These features contribute to the the sensor's precise level measurements.



* Please contact us for more details.

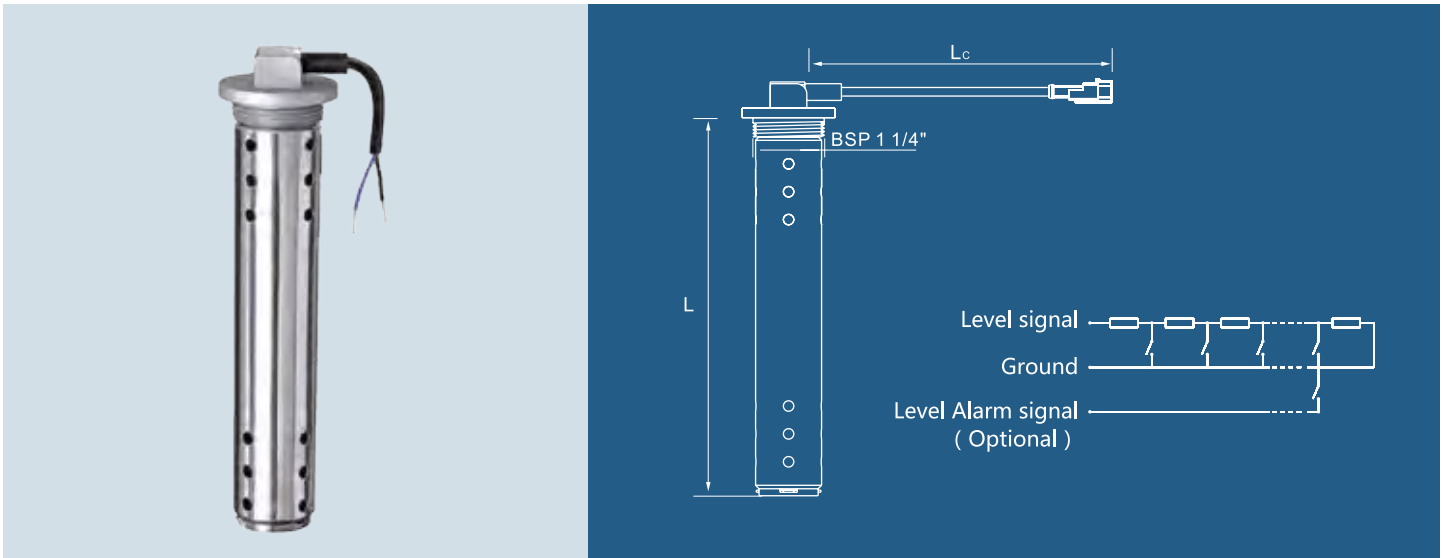
S5/S3 Series

Art. No.	Product Name	Specification
FY60055	S5-E150mm	Output Signal : 0~190Ω Mounting : SAE standard 5 holes Length of Wire : 460mm Gasket : NBR Alarm : No Material: SS316 Logo: KUS
FY60057	S5-E200mm	
FY60059	S5-E250mm	
FY60061	S5-E300mm	
FY60063	S5-E400mm	
FY60065	S5-E500mm	
FY60067	S5-E600mm	
FY60069	S5-E700mm	
FY60071	S5-E800mm	
FY60073	S5-E900mm	
FY60075	S5-E1000mm	
FY60076	S5-E1100mm	
FY60077	S5-E1200mm	
FY60078	S5-E1300mm	
FY60079	S5-E1400mm	
FY60080	S5-E1500mm	
FY60081	S5-E1600mm	
FY60334	S5-U150mm	Output Signal : 240~33Ω Mounting : SAE standard 5 holes Length of Wire : 460mm Gasket : NBR Alarm : No Material : SS316 Logo : KUS
FY60336	S5-U200mm	
FY60338	S5-U250mm	
FY60340	S5-U300mm	
FY60342	S5-U400mm	
FY60344	S5-U500mm	
FY60346	S5-U600mm	
FY60348	S5-U700mm	
FY60350	S5-U800mm	
FY60352	S5-U900mm	
FY60354	S5-U1000mm	
FY60355	S5-U1100mm	
FY60356	S5-U1200mm	
FY60357	S5-U1300mm	
FY60358	S5-U1400mm	
FY60359	S5-U1500mm	
FY60360	S5-U1600mm	

Art. No.	Product Name	Specification
FY61043	S3-E150mm	Output Signal : 0~190Ω Mounting : BSP 1 1/4" Thread Length of Wire : 460mm Gasket : NBR Alarm : No Material : SS316 Logo : KUS
FY61045	S3-E200mm	
FY61047	S3-E250mm	
FY61049	S3-E300mm	
FY61051	S3-E400mm	
FY61053	S3-E500mm	
FY61055	S3-E600mm	
FY61057	S3-E700mm	
FY61059	S3-E800mm	
FY61061	S3-E900mm	
FY61063	S3-E1000mm	
FY61064	S3-E1100mm	
FY61065	S3-E1200mm	
FY61066	S3-E1300mm	
FY61067	S3-E1400mm	
FY61068	S3-E1500mm	
FY61069	S3-E1600mm	
FY61368	S3-U150mm	Output Signal : 240~33Ω Mounting : BSP 1 1/4" Thread Length of Wire : 460mm Gasket : NBR Alarm : No Material : SS316 Logo : KUS
FY61332	S3-U200mm	
FY61334	S3-U250mm	
FY61336	S3-U300mm	
FY61338	S3-U400mm	
FY61340	S3-U500mm	
FY61342	S3-U600mm	
FY61344	S3-U700mm	
FY61346	S3-U800mm	
FY61348	S3-U900mm	
FY61350	S3-U1000mm	
FY61351	S3-U1100mm	
FY61352	S3-U1200mm	
FY61353	S3-U1300mm	
FY61354	S3-U1400mm	
FY61355	S3-U1500mm	
FY61356	S3-U1600mm	

Remark: The length can be customized according to the tank height.

S3HT Series



- ◆ Material: The main body is made of stainless SS316
- ◆ Length range: 4" , 6" , 8" , 12" , 16" It can also be customized according to your requirements.
- ◆ Assembly: Various types of flanges is available for fitting fuel tank if necessary.
- ◆ Mounting:
 - 38mm×2.6mm O-ring,
 - 43mm×3.5mm O-ring.
- ◆ The outer tube can be detached for easy cleaning.
- ◆ Protection rank: IP67
- Utilizing magnetic field to control the reed on-off switch, the product features a long service life and protection against vibration.
- Rated power: 125mW
- Rated current for alarm switch: 500mA
- Wire: PVC material (PA corrugated pipe cover is optional)
- Connector: Delphi, Tyco, or others are available according to customer's requirements.
- Output signal: Resistance control signal, 0~190Ω , 240~33Ω, or customized as required; You can also choose current control signal, 0~20mA, 4~20mA or Voltage control signal, 0.5~4.5VDC, 0~5VDC.
- Resolution range: 10~40mm
- Operating temperature: -40°C ~+85°C

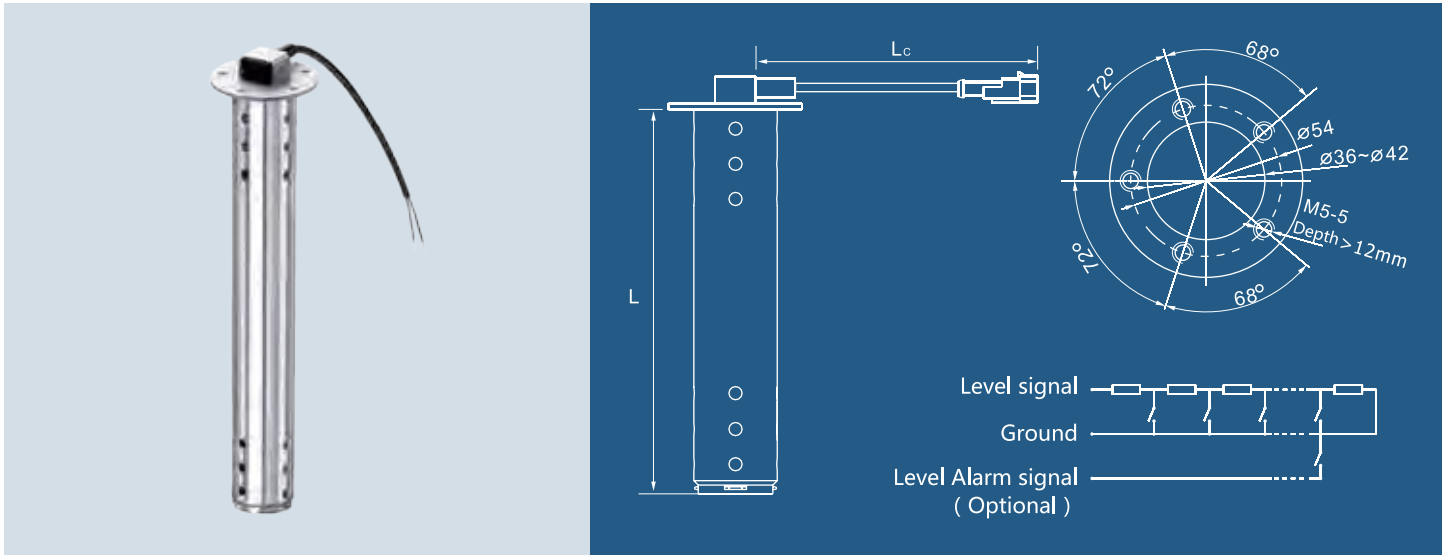
Art. No.	Length(mm)	Specification
FY63186	S3HT-U150	Output : 240~33Ω Mounting : BSP 1 1/4" Thread Gasket : NBR Length of wire : 460mm Material : SS316 Logo : KUS Length of Sensor: Customized
FY63187	S3HT-U175	
FY63062	S3HT-U200	
FY63188	S3HT-U225	
FY63189	S3HT-U250	
FY63203	S3HT-U275	
FY63063	S3HT-U300	
FY63014	S3HT-U350	
FY63064	S3HT-U400	
FY63190	S3HT-U450	
FY63191	S3HT-U500	

Art. No.	Length(mm)	Specification
FY63171	S3HT-E150	Output : 0~190Ω Mounting : BSP 1 1/4" Thread Gasket : NBR Length of wire : 460mm Material : SS316 Logo : KUS Length of Sensor: Customized
FY63172	S3HT-E175	
FY63173	S3HT-E200	
FY63174	S3HT-E225	
FY63148	S3HT-E250	
FY63205	S3HT-E275	
FY63149	S3HT-E300	
FY63089	S3HT-E350	
FY63146	S3HT-E400	
FY63175	S3HT-E450	
FY63152	S3HT-E500	

Note: The above items are without flange, but we can offer optional flange, refer to JSM1714 on page 56.

* Please contact us for more details.

S5H Series



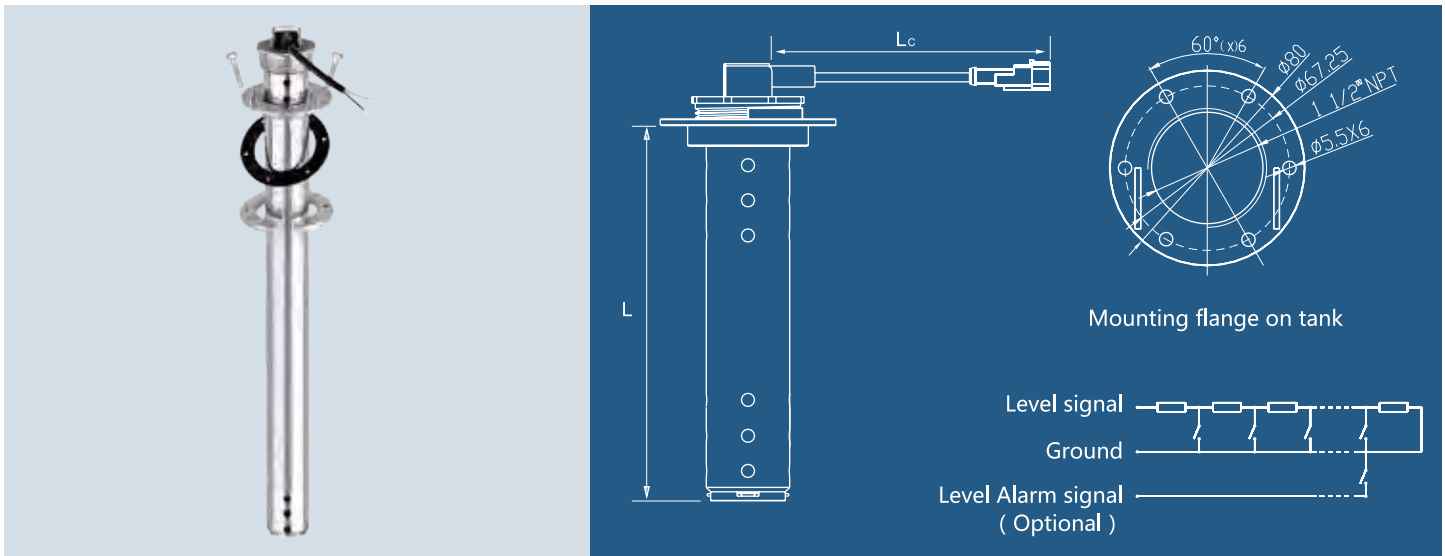
- ◆ Uses: Mainly used in black water or grey water tanks. Can also be used in fresh water tanks.
- ◆ Material: The main body is made of SS316 stainless steel.
- ◆ Length range: 4" , 6" , 8" , 12" , 16" , 20" , 30" It can also be customized according to your requirements.
- ◆ Mounting: SAE standard 5 holes, other mounting methods available.
- ◆ Using NPT thread to fix and seal the sensor and flange, with addition of Teflon tape belts to seal if necessary.
- ◆ Protection rank: IP67
- Utilizing magnetic field to control the reed on-off switch, the product features a long service life and protection against vibration.
- Rated power: 125mW
- Rated current for alarm switch: 500mA
- Wire: PVC material (PA corrugated pipe cover is optional)
- Connector: Delphi, Tyco, or others are available according to customer's requirements.
- Output signal: Resistance control signal, 0~190Ω , 240~33Ω, or customized as required; You can also choose current control signal, 0~20mA, 4~20mA or Voltage control signal, 0.5~4.5VDC, 0~5VDC.
- Resolution range: 10~40mm
- Operational temperature: -40°C ~ +85°C

Art. No.	Length(mm)	Specification
FYS00103	S5H-U150	Output : 240~33Ω Mounting : SAE standard 5 holes Gasket : NBR Length of wire : 460mm Material : SS316 Logo : KUS Length of Sensor: Customized
FYS00104	S5H-U175	
FYS00105	S5H-U200	
FYS00106	S5H-U225	
FYS00107	S5H-U250	
FYS00108	S5H-U275	
FYS00109	S5H-U300	
FYS00110	S5H-U350	
FYS00111	S5H-U400	
FYS00112	S5H-U450	
FYS00113	S5H-U500	

Art. No.	Length(mm)	Specification
FYS00092	S5H-E150	Output : 0~190Ω Mounting : SAE standard 5 holes Gasket : NBR Length of wire : 460mm Material : SS316 Logo : KUS Length of Sensor: Customized
FYS00093	S5H-E175	
FYS00094	S5H-E200	
FYS00095	S5H-E225	
FYS00096	S5H-E250	
FYS00097	S5H-E275	
FYS00098	S5H-E300	
FYS00099	S5H-E350	
FYS00100	S5H-E400	
FYS00101	S5H-E450	
FYS00102	S5H-E500	

* Please contact us for more details.

SHS Series



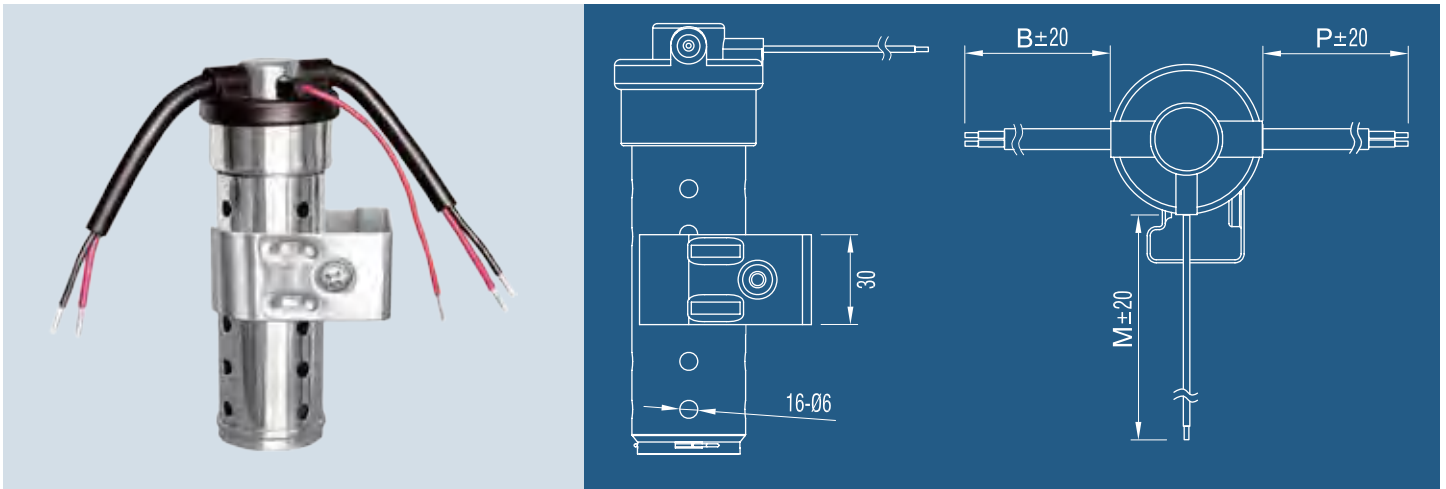
- ◆ Uses: Mainly used in black water or grey water tanks. Can also be used in fresh water tanks.
- ◆ Material: The main body is made of SS316 stainless steel.
- ◆ Length range: 4" , 6" , 8" , 12" , 16" , 20" , 30" It can also be customized according to your requirements.
- ◆ Mounting: NPT 1 1/2" thread twist-in, with standard 6 hole thread flange plate, standard 6 hole under ring and 6 piece of M5×30 screws.
- ◆ Using NPT thread to fix and seal the sensor and flange, with addition of Teflon tape belts to seal if necessary.
- ◆ Protection rank: IP67
- Utilizing magnetic field to control the reed on-off switch, the product features a long service life and protection against vibration.
- Rated power: 125mW
- Rated current for alarm switch: 500mA
- Wire: PVC material (PA corrugated pipe cover is optional)
- Connector: Delphi, Tyco, or others are available according to customer's requirements.
- Output signal: Resistance control signal, 0~190Ω , 240~33Ω, or customized as required; You can also choose current control signal, 0~20mA, 4~20mA or Voltage control signal, 0.5~4.5VDC, 0~5VDC.
- Resolution range: 10~40mm
- Operational temperature: -40°C ~ +85°C

Art. No.	Length(mm)	Specification
FYS00126	SHS-U150	Output : 240~33Ω Mounting : NPT 1 1/2" Gasket : NBR Length of wire : 460mm Material: SS316 Logo : KUS Length of Sensor: Customized With flange
FYS00127	SHS-U175	
FYS00128	SHS-U200	
FYS00129	SHS-U225	
FYS00130	SHS-U250	
FYS00131	SHS-U275	
FYS00132	SHS-U300	
FYS00133	SHS-U350	
FYS00134	SHS-U400	
FYS00135	SHS-U450	
FYS00136	SHS-U500	

Art. No.	Length(mm)	Specification
FYS00115	SHS-E150	Output : 0~190Ω Mounting : NPT 1 1/2" Gasket : NBR Length of wire : 460mm Material: SS316 Logo : KUS Length of Sensor: Customized With flange
FYS00116	SHS-E175	
FYS00117	SHS-E200	
FYS00118	SHS-E225	
FYS00119	SHS-E250	
FYS00120	SHS-E275	
FYS00121	SHS-E300	
FYS00122	SHS-E350	
FYS00123	SHS-E400	
FYS00124	SHS-E450	
FYS00125	SHS-E500	

* Please contact us for more details.

PBK Series

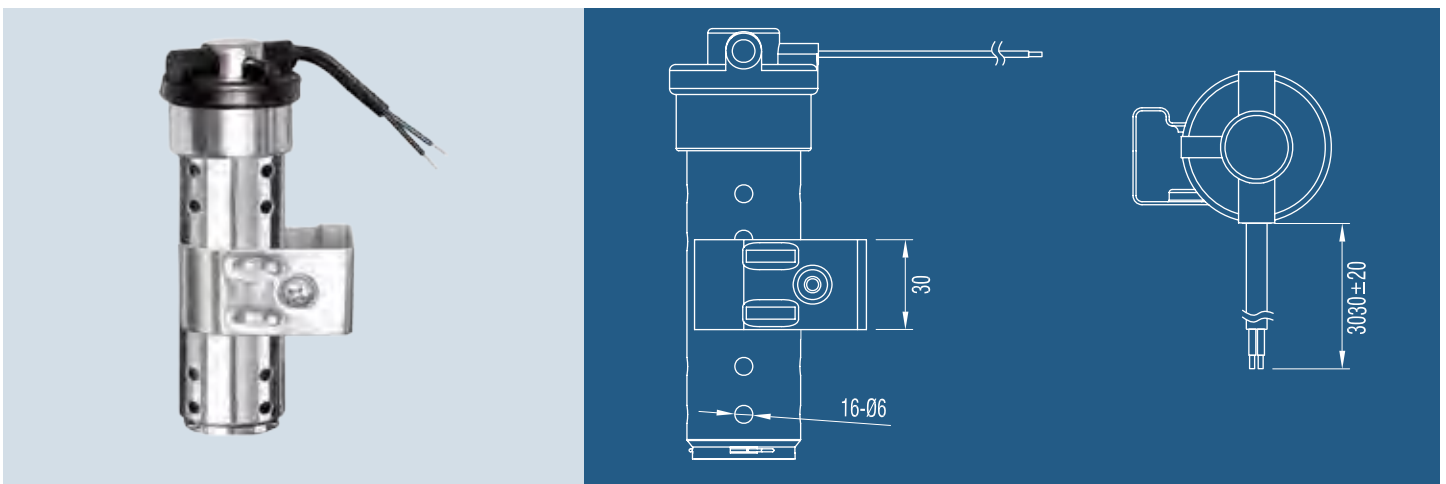


◆ Standard length is 4", length can also be customized. Rating working voltage can be 12V or 24V. single core wire can be used, and pump switch can be operated manually.

● This device is for detecting water level at the bottom of your boat, can also be used as a pump switch by manual operation. It can be installed at the bottom wherever is convenient. Adjustable bracket is to fix the sensor in place and slight adjustment of height. The housing, which can be conveniently disassembled and cleaned, can prevent foreign particles from interfering with the float's movement.

Art. No.	Length	Voltage	Mounting	Gasket	Connector	Length Of Wire(Lc)	Material
FY65120	100 mm	24V	BSP 1 1/4" Thread	NBR	NO	B:3000 mm P:800 mm M:3000 mm	SS 316
FY50639	100 mm	12V	BSP 1 1/4" Thread	NBR	YES	B:600 mm P:330 mm M:620 mm	SS 316
Customized	Customized	Customized	Customized	NBR/FPM	YES/NO	Customized	Customized

OVG Series



◆ Standard length is 4", length can also be customized. Rating working voltage can be 12V or 24V. single core wire can be used, and pump switch can be operated manually.

● The function of OVG is same as the PBK, it can also be used as a pump switch but by automatically.































































Art. No.	Length	Voltage	Mounting	Gasket	Connector	Length Of Wire(Lc)	Material
FY65121	100 mm	24V/12V	BSP 1 1/4" Thread	NBR	NO	3030 mm	SS 316
Customized	Customized	Customized	Customized	NBR/FPM	YES/NO	Customized	Customized

BRASS FITTINGS









































 2710	 2708	 2709	DOT NY CON P41-P48	 1571	 1572	 1573	 1574	 1575	 1576
 1577	 1578	 1579		 1579S	 1580	 1580S	 1581	 1582	 1584
 1583	 1589	 1585	 1585S	 1586	 1587	 1588	DOT COPPER P49-P53	 3020	
 3021	 3022	 3023	 3024	 3025	 3026	 3027		 3028	 3029
 3030	 3031	HOSE BARB P54-P70	 1188	 1189	 1191	 1192	 1198	 1196	
 1190	 1199		 1212	 1213	 1214	 1204	 1202	 1203	 1205
 1207	 1021	 1206	 1194	 1208	 1209	 1210	 1211	 1216	
 1215	 1193	 1197	 1200	 1218	 1219	 1217	 1220	 1221	
 1222	 1223	 1224	 3033	 3034	 3035	TOBE BARB P71-P79	 1050	 1051	

PIPE P6-P20									
	1140	1141	1142	1143	1144	1145	1146	1147	
									
	1148	1150	1151	1149	1152	1153	1154	1155	1156
									
	1157	1158	1159	1160	2718	2719	2173	2714	2720
									
	2712	2715	2720	1164	1165	1161	1162	1166	1167
							BRASS PUSHIN P24-P32		
1168	1171	1163	1169	1172	1170			2673	2674
									
2675	2676	2677	2678	2681	2682	2683	2684	2685	
							DOT PUSHIN P33-P40		
2679	2680	2690	2689	2686	2687	2688			2692
									
2693	2694	2695	2696	2699	2697	2698	2700	2701	
									
2702	2703	2704	2705	2706	2710	2707	3040	2710	

 1732	JIC 37° P102-P104	 1735	 1736	 1738	 1737	 1741	 1739	 1740
COMPRESSION P105-115	 1105	 1106	 1125	 1107	 1118	 1108	 1109	 1110
 1111	 1119	 1120	 1128	 1121	 1122	 1112	 1113	 1123
 1116	 1117	 1124	 1115	 1114	 1126	SPLIT SLEEVE P116-P117	 1130	 1131
 1132	 1133	 1135	DOTFOR HOSE P118-P123	 1187	 1173	 1186	 1174	 1175
 1190	 1199	 1212	 1213	 1214	 1204	 1202	 1203	 1205
 1185	DOTFOR HOSE P124-P127	 1231	 1229	 1230	 1228	 1232	 1233	 1234
 1235	 1227	 1226	 1225	INVERT D P128-P136	 22-009	 22-012	 22-022	 22-029
 22-041	 22-057	 22-070	 22-085	 22-091	 22-1100	 22-110	 22-118	 22-127

 1052	 1053	 1054	 1056	 1058	 1059	 1055	 1057	 1061
 1062	 1063	 1066	 1084	 1064	 1065	 1067	 1070	 1068
 1069	 1083	 1071	 1072	 1073	 1080	 1081	 1082	 1076
 1074	 1075	 1077	 1078	 1079	PUSH ON P80-P86	 1090	 1091	 1092
 1094	 1099	 1100	 1101	 1104	 1103	 1097	 1098	 1102
 1093	 1095	 1096	SAE 45° P87-P101	 1700	 1701	 1702	 1703	 1704
 1705	 1706	 1707	 1708	 1709	 1710	 1711	 1715	 1714
 1716	 1723	 1721	 1722	 1725	 1724	 1720	 1719	 1726
 1712	 1718	 1717	 1713	 1727	 1728	 1729	 1730	 1731

 XJ56028	 XJ56036	 XJ56045	 XJ56048	 XJ56050	 XJ56055	 XJ56060	TRUCK VALVES P152	 XJ56450
 XJ56465	 XJ56475	 XJ56485	SOLID BOTTOM VALVES P153-P154	 XJ56400	 XJ56411	 XJ56400M	 XJ56406M	 XJ56411M
 XJ56429M	333-B P155-P160	 11×J	 12×J	 13×J	 14×J	 15×J	 16×J	 17×J
 18×J	 19×J	 20×J	 21×J	 22×J	 23×J	 24×J	 25×J	 26×J
 27×J	 28×J	 29×J	 30×J	 31×J	 32×J	 32×J	310 P160-P169	 1×J
 2×J	 3×J	 4×J	 5×J	 6×J	 7×J	 8×J	 9×J	 10×J
 10×J	PTC&PTCR P170-P173	 3044	 3045	 3046	 3047	 3048	 3049	 3050
 3051	 3052	 3053	 3054	 3055	 3056	 3057	 3058	

 22-147	 22-200	 22-206	 22-230	 22-310	 22-250	 22-335	 22-336	 22-342
GARDEN HOSE P137-P144	 40000	 40011	 40001	 60016	 40016	 40078	 40047	 40055
 40181	 40087	 40066	 40054	 40098	 40021	 40103	 40142	 40026
 42096	 40450	 40123	 40052	 40050	 40031	 40039	 40025	 40464
 40453	 40469	 40457	 40505	 40510	 40516	 40545	 40550	 40540
 40565	 40570	 40560	 40526	 40530	 40161	 40162	 40140	 40627
 40637	 40640	 40638	DRAIN COCKS P145-P148	 XJ56064	 XJ51066	 XJ56068	 XJ56069	 XJ56070
 XJ50595	 XJ56079	 XJ56074	 XJ56078	 XJ56080	 XJ56084	 XJ56088	 XJ56085	SHUT-OFF COCKS P149
 XJ56130	 XJ56140	 XJ56151	 XJ56160	 XJ56165	NEEDLE VALVES P150-151	 XJ56002	 XJ56011	 XJ56020




SCH40 Size	304SS Mill polish tube	316SS Mill polish tube	6063 Polished Aluminum	6463 Polished and bright dipped Aluminum
1/2"	304-12-X (customize length)	316-12-X (customize length)	6063-12-X (customize length)	6463-12-X (customize length)
3/4"	304-34-X	316-34-X	6063-34-X	6463-34-X
1"	304-1-X	316-1-X	6063-1-X	6463-1-X
1-1/4"	304-114-X	316-114-X	6063-114-X	6463-114-X
1-1/2"	304-112-X	316-112-X	6063-112-X	6463-112-X
2"	304-2-X	316-2-X	6063-2-X	6463-2-X
2-1/2"	304-212-X	316-212-X	6063-212-X	6463-212-X
3"	304-3-X	316-3-X	6063-3-X	6463-3-X



SCH40 Size	304SS Brush finish tube	316SS Brush finish tube	6063 Brushed Finish Aluminum	6463 brush and bright dipped
1/2"	B304-12-X (customize length)	B316-12-X (customize length)	B6063-12-X (customize length)	B6463-12-X (customize length)
3/4"	B304-34-X	B316-34-X	B6063-34-X	B6463-34-X
1"	B304-1-X	B316-1-X	B6063-1-X	B6463-1-X
1-1/4"	B304-114-X	B316-114-X	B6063-114-X	B6463-114-X
1-1/2"	B304-112-X	B316-112-X	B6063-112-X	B6463-112-X
2"	B304-2-X	B316-2-X	B6063-2-X	B6463-2-X
2-1/2"	B304-212-X	B316-212-X	B6063-212-X	B6463-212-X
3"	B304-3-X	B316-3-X	B6063-3-X	B6463-3-X

Contact us

 +86-592-6261975

 +86-592-6261971

 www.foyomarine.com
www.foyoboating.com

 14-3ZHONGKENGKOU,
HELIANGVILLAGE CEWU TOWN
CHANGTING COUNTRY, LONGYAN CITY
FUJIAN CHINA