



ZOYA中亞 用智慧 造精品  
MAKE PERFECTION WITH WISDOM

佛山诚亚数控机械有限公司  
FOSHAN CHENG YA CNC MACHINERY CO., LTD

地址: 广东省佛山市顺德区杏坛齐宁村委会齐宁工业区1-3号  
ADD: No.1-3 Qing Industrial Zone, Qing Village Committee, Xingtan Town, Shunde District, Foshan, Guangdong, China  
TEL: +86-757-22815949 FAX: +86-757-23626684

国内业务部 Domestic Business:  
邮箱MAIL:sales02@ZOYAcnc.com  
网站WEB:www.gd-ZOYA.com

国外业务部 International Business:  
邮箱MAIL:sales01@ZOYAcnc.com  
网站WEB:www.ZOYAcnc.com



佛山诚亚数控机械有限公司  
FOSHAN CHENG YA CNC MACHINERY CO., LTD

ZOYA中亞

软成型封边机 制造商

SOFT FORM EDGE BANDING MACHINE MANUFACTURER

软成型封边机，就找中亚！

SOFT FORM EDGE BANDING MACHINE, JUST CHOOSE ZOYA!

众多知名品牌都在使用

LOTS OF FAMOUS MANUFACTURERS ARE USING ZOYA BRAND




佛山诚亚数控机械有限公司  
FOSHAN CHENG YA CNC MACHINERY CO., LTD

部分客户现场实拍...  
FROM SOME OF OUR CLIENTS



好莱客 HOLIKE



志邦家居 ZBOM



掌上明珠 M&Z



欧派家居 OPPEIN



全友家居 QUANU



司米定制家居 SCHMIDT



翊菲 YIFIT



联邦高登 LANDBOND CORTEN



九牧卫浴 JOMOO



科凡 KEFAN



冠特定制家居 GREAT



德华兔宝宝 TUBAO



玛格定制 MACIO CUSTOMISED



箭牌卫浴 ARROW



方太厨具 FOTILE



顾家家居 KUKA

ZOYA 中亞

众多知名品牌都在使用！  
LOTS OF FAMOUS MANUFACTURERS ARE USING ZOYA

部分合作企业  
SOME OF OUR COOPERATIVE ENTERPRISES

The grid contains the following logos (from top-left to bottom-right):

- ZBOM 志邦家居
- HOLIKE 好莱客
- American Standard 美标 (中国)
- OPPEIN 欧派
- 九牧 JOMOO 让智能更懂生活
- ARROW 箭牌卫浴
- KUKA 顾家家居
- M&Z 掌上明珠家居
- FOTILE 方太 因爱伟大
- M 瑪格全屋定制
- deli 得力办公
- SCHMIDT 司米
- 大自然家居 Nature
- TUBAO 兔宝宝
- KEFAN 科凡
- 图森 TUCSON
- 明劲家居
- QUANU 全友家居
- 百得胜 全屋定制
- 东鹏洁具 Dongpeng
- GABOR 嘉宝
- DEB KITCHENS 德贝厨柜
- 亚丹家居 全屋生态定制
- HUDA 惠达
- 新弘(台湾)
- SHENBAO 伸保木业(台湾)
- 沃盛办公 WOSEN OFFICE
- A.R.T. FURNITURE 美克家居
- KLF 客来福 全屋健康定制
- 莫干山 MOGANSHAN
- 金牌卫浴 GOLD
- Suncoo 尚高卫浴 时尚卫浴 爱上生活
- A家家具 A HOME FURNITURE
- RED APPLE 红苹果
- 联邦高登 全屋定制
- Longso 朗萨家私
- 钻牌家居
- 中意橱柜 ZHONGYI CUPBOARD
- 翊菲家具
- GREAT&LIFE 冠特 定制家具
- COLORFUL 彩乐美
- ROCO 秀卡 全屋定制

## 什么是中亚软成型封边技术


WHAT IS SOFT FORM EDGE BANDING TECHNOLOGY OF ZOYA



J型 J Shape



半拉手 Half Handle



L型 L Shape



弧形 Arc Shape



C型 C Shape



斜边 Oblique Edge

支持更多，软成型高端定制哦~

MORE HIGHLY CUSTOMIZED SUPPORTED

## 软成型的应用和优势

The application and advantage of soft form edge banding

- 适合板式抽屉、柜门等免拉手设计。  
Suitable for invisible handle design of panel drawers, cabinet doors... ect
- 解决个性化、差异化、轻奢极简设计痛点。  
Solve the painful points of individualization, differentiation, and light luxury and minimalist design.
- 一体成型封边，减少生产时间、用工成本、环保问题。  
Integrated forming and edge banding, to reduce production time, labor costs, and solve the environmental problem.

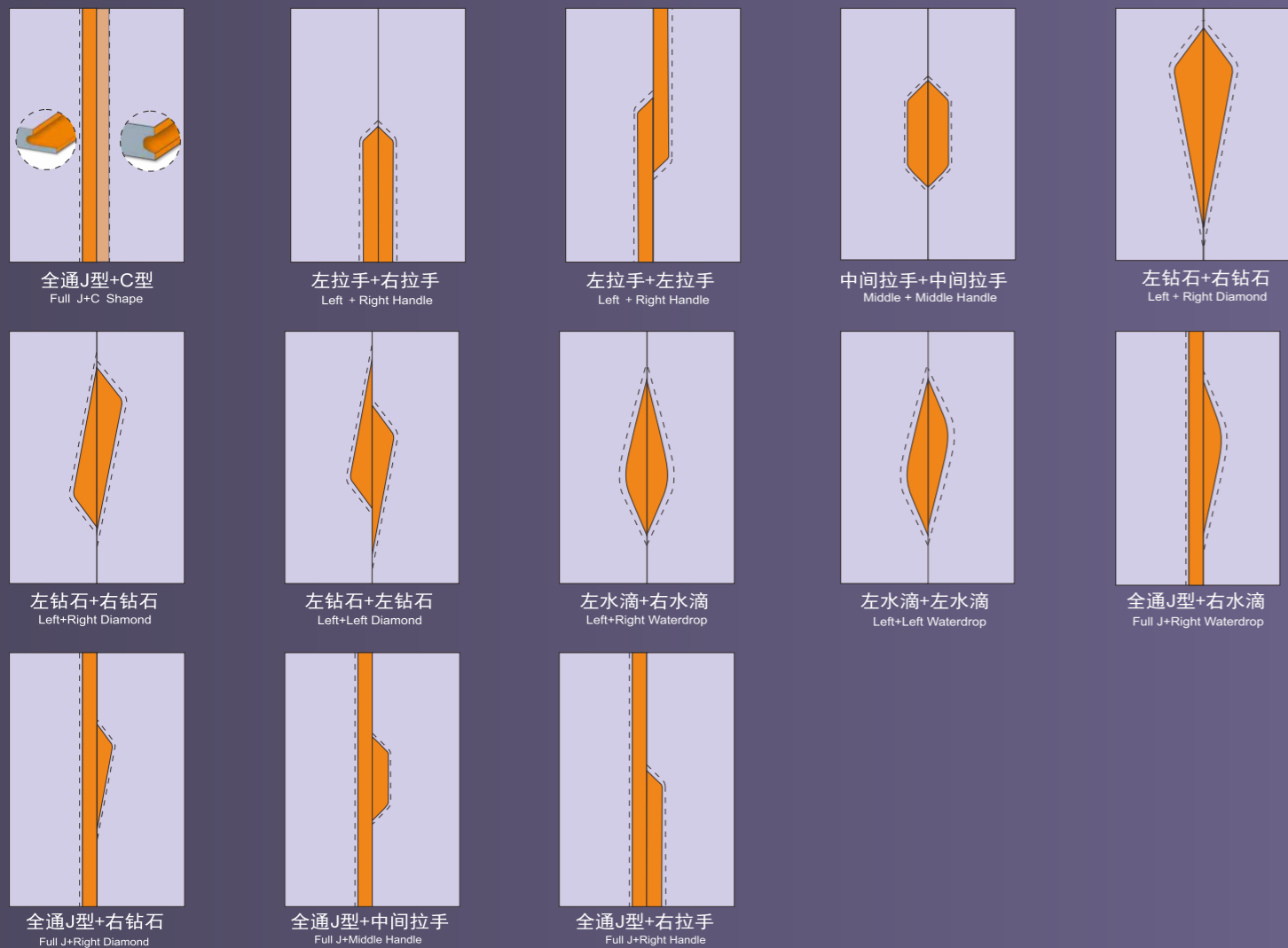
## 免拉手设计必将成为未来的趋势

Non-Handle design would be the trend in the future

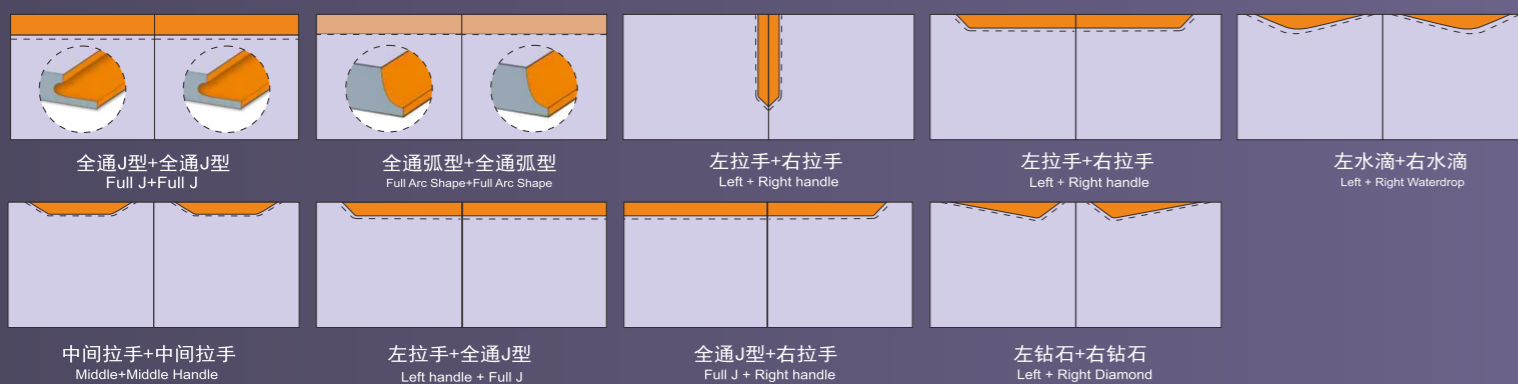
- 免拉手设计理念起源于对高质量生活的一种生活态度。  
Non-Handle design was originated from an idea attitude of high quality life style.
- 随着国内社会经济发展，人们对生活质量的要求逐步提高，逐渐呈现出追求个性化、差异化、轻奢极简的设计理念发展。  
With the development of economy and society in China, high quality of life are more and more required, and growing trend towards the individualization, differentiation and light luxury minimalist design.
- 对于传统的金属拉手，免拉手一体封边更简洁、更美观，年轻化，对家具厂家来说更是大大缩减了生产时间和成本，以及环保问题。  
Compared with traditional metal handle, non-handle which integrated edge banding makes it more simple, more beautiful, and younger. what's more, it greatly reduces production time and cost, and solves the environment protection problem.
- 目前众多一线大品牌家居企业，已和中亚软成型高端封边机有着非常深远的合作预示着国内各大家居企业未来的发展趋势，更是一种家居设计行业的风向标。  
Lots of head brands in the field of furniture corporations have established deep and long term cooperation relationship with ZOYA, which means the developing trend in the near future, it also means the weather vane design of home industry.

# 中亚软成型 (异型) 封边机 | ZOYA SOFT FORM (SPECIAL SHAPE) EDGE BANDING MACHINE

## 柜体组合 - 搭配样例 Cabinet Body Combination - Matching Examples



## 橱柜组合 - 搭配样例 Cabinet Combination-Matching Examples



- 众多知名品牌都在使用！  
LOTS OF FAMOUS BRANDS ARE USING
- 五项专利技术！  
FIVE PATENTED TENOLOGIES!



# 公司简介 COMPANY PROFILE

佛山中亚数控机械有限公司始创2008年,坐落于“中国木工机械重镇”佛山市顺德区伦教镇,公司不断发展壮大及战略定位需求,于2019年迁于佛山顺德杏坛镇,面积逾20000平方米。专业从事高端封边机研发、生产、销售于一体的创新型高新技术企业。

公司实力雄厚、信誉卓著。公司拥有20余位资深研发工程师以及专业安装与售后服务团队,并获得家装设备行业多项技术专利,产品通过了国家ISO9001认证。凭借强大的技术实力、多年专注高端封边机设备的生产及管理经验,以及良好的专业水平,成为以志邦家居、好莱客、欧派家居、翔菲、索菲亚、美标(中国)、方太、全友家居、红苹果、得力办公、劳卡、司米、大自然、亚丹家居、百得胜、箭牌卫浴、顾家家居、玛格全屋定制、九牧卫浴、尚高卫浴、兔宝宝、方林集团、柯乐芙、A家家居、中意橱柜、华盛办公、客来福、东鹏洁具、大连美森科凡、美克美家、恒源洁具、乐爱河、金牌卫浴、掌上明珠、朵纳卫浴、惠达卫浴、冠特家居、德贝橱柜、钻牌居...等上百家大中型企业提供了数百套高效、优质高端封边机,同时产品远销30多个国家和地家区。为客户创造了巨大的经济效益,获得了广泛良好的信誉。

中亚更加注重持续研发、引进、消化、吸收众多国际知名品牌的高端封边机行业先进技术和理念,公司先后研发出国内第一台封四边斜边封边机、斜直一体一键切换封边机、J型、C型、L型等各种软成型高端封边机。同时公司对基础性功能封边机(如高速履带封边机、PUR涂胶封边机)不断优化改进使得封边的效果更佳及稳定性更强,引领同行。公司以只做精品、专业聚焦、差异化、唯一性的战略定位。依靠不断的技术创新和管理创新,中亚为广大客户创造了巨大经济效益的同时也赢得了良好的社会效益。

公司秉承与客户“共同成长 合作双赢”的原则,将【中亚ZOYA】打造成世界一流的定制高端封边机品牌这就是我们的愿景。

Founded in 2008, **FOSHAN CHENGYA CNC MACHINERY CO., LTD** (with **ZOYA** as its brand name) is located in "The Chinese Woodworking Machinery Town" of Lunjiao, Shunde District, Foshan City, Guangdong. Due to **ZOYA's** continuous growth and strategic positioning needs, it relocated to Xingtan Town, also in Shunde District, Foshan in 2019, covering an area of over 20,000 square meters. **ZOYA** is a high-tech enterprise specializing in the R&D, production, and sales with high quality soft form special-shaped edge banding machineries.

With powerful in strength and excellent reputation, **ZOYA** has a powerful team with 70 senior R&D engineers, professional installation and after-sale services, which has obtained several technical patents in the field of home furnishing equipment industry in China. **ZOYA's** products have passed ISO9001 certification and CE. With strong technical ability, many years focusing on the production and management experience in the high-end soft form special shaped edge banding machine items, as well as a good professional level, **ZOYA** has become a super supplier that is able to offer hundreds sets of efficient and high-end soft form edge banding machines, for over one hundred big and medium-sized customized furniture enterprises in China, such as OUPAI, SOFIA, BIG NUATURE, ARROW, GUJIA, JOMOO...etc. At the same time, **ZOYA's** products are also hot selling globally. It has greatly created economic benefits for customers and good reputation.

**ZOYA** pays more attention to continuous R&D, by bringing advanced technology from international well known brands in the high-end soft form special shaped edge banding machine industry. **ZOYA** has developed No.1 machine in China, with 4 sides of bevel edge banding, bevel/straight integrated with one clink switching edge banding, with the shapes of J, C, L, arc, diamond, waterdrop...etc. **ZOYA** will keep focusing on the R&D investment in this field. **ZOYA** has been a pioneer and leading brand in the field of soft form edge banding industry.

**ZOYA's** strategic positioning which makes exclusive high-quality products, focus professionally, differentiate, and be unique. Relying on continuous technological and management innovation, Chengya Company (**ZOYA**) has not only created wonderful economic benefit for customers but also great social benefit.

**ZOYA** adheres the principle of "Growing Together" and "Win-Win Cooperation" with customers, and aims to make "**ZOYA**" be a world-class brand as our dream.

**ZOYA** 中亚

✓ **战略定位高端产品、服务**  
STRATEGIC POSITIONING ON HIGH-END PRODUCTS AND SERVICES

✓ **聚焦靶心产品,把它做成极致**  
FOCUS ON THE CORE PRODUCT TO MAKE IT PERFECT

✓ **做细分领域标杆,打造符号产品**  
BE A BENCHMARK IN THE SEGMENTED FIELD AND CREATE IT TO BE AN SYMBOL PRODUCT



**软成型封边机**  
SOFT FORM EDGE BANDING MACHINE

**高配双胶锅型**  
HIGHLY EQUIPPED WITH DOUBLE GLUE POT

ZOYA 中亞

# ZY-B1(JC)D

**全自动 左右半J型、中间J型(牛角型)、钻石型、水滴型、直通JC型 一键切换**  
FULL AUTOMATIC LEFT/RIGHT HALF J, MIDDLE J SHAPE, DIAMOND SHAPE, WATERDROP SHAPE, FULL J/C SHAPE, ONE CLICK SWITCHING

**畅销型**  
HOT SELLER



产品图片仅供参考，以实物为准。  
The image is for reference only

**共用一种尺寸槽型款 槽型尺寸大小一样**  
SHARE THE SAME GROOVE SHAPE AND SIZE

18mm



22mm



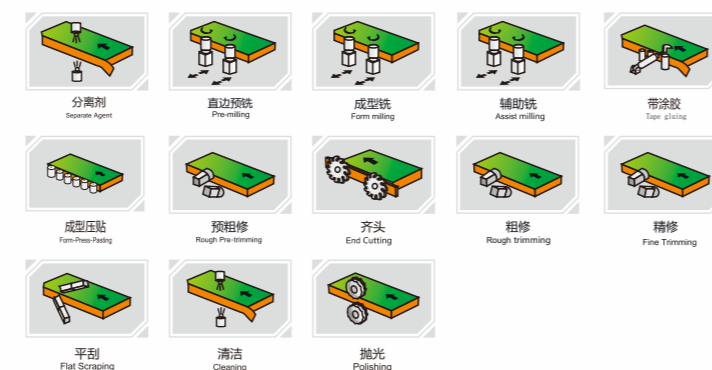
**各种形状板厚 屏幕一键切换即可 不用调节**  
ONE CLICK SWITCH ON THE SCREEN FOR VARIOUS SHAPE NO NEED ADJUSTMENT

形状 SHAPE	左右半J 中间半J 直通JC 钻石型 水滴型 Left/right half J shape-Middle half J shape-Full J/C-Diamond shape-Water drop shape	
板厚 PANEL THICKNESS	18mm	22mm

## 技术参数 / Technical Data

工作气压 WORKING PRESSURE	0.6MPa	板材厚度 PANEL THICKNESS	18mm / 22mm	
总功率 TOTAL POWER	56KW			
进给速度 FEEDING SPEED	7m/min			
封边带材质 TAPE MATERIAL	PVC( J型 建议用麻面, 柔韧性好) PVC(J shape pitted surface and better flexibility materials suggested)	板材最小尺寸 MINIMUM PANEL THICKNESS (长x宽, 其中长为封边) (LxW, L-BANDING EDGE)	左右半J 中间半J 直通JC Left/right half J shape, middle J, full J/C shape	≥300×150mm
封边带厚度 TAPE THICKNESS	0.52 - 0.54 mm		左右钻石型水滴型 Left/right diamond, waterdrop shape	≥400×150mm
工控机 CONTROL COMPUTER	21.5' 电容触摸平板电脑 21.5' Capacitive Touch Panel Computer	外形尺寸 OVERALL SIZE	9852*1200*2000mm	

## 功能流程 / Functional Process



## 可封边形状及效果 / Profile and Effect available

左/右半J型 Left/right half J shape	中间J型(牛角型) Middle J shape (horn type)	直通J型 Full J shape	直通C型 Full C shape	钻石型 Diamond shape	水滴型 Waterdrop shape

# ZY-B1(JCX)D

全自动 左右半J型、中间J型(牛角型)、钻石型、水滴型、直通JC型、斜边(斜直)  
Full automatic Left/right half J shape, middle J shape, Diamond shape, Waterdrop shape, Full J/C shape, Oblique edge (bevel straight)

共用一种尺寸槽型款 槽型尺寸大小一样  
SHARE THE SAME GROOVE SHAPE AND SIZE



各种形状板厚 屏幕一键切换即可 不用调节  
ONE CLICK SWITCH ON THE SCREEN FOR VARIOUS SHAPE NO NEED ADJUSTMENT

形状 Shape	左右半J、中间半J、直通JC、钻石型、水滴型 Left/right half J shape-Middle half J shape-Full J/C-Diamond shape-Water drop shape		斜边(斜直)
板厚 Thickness	18mm	22mm	18/22/25mm



产品图片仅供参考，以实物为准。  
The image is for reference only

## 技术参数 / Technical Data

工作气压 WORKING PRESSURE	0.6MPa		部分J / 中间J Part / Middle J 直通 J/C Full J/C	18mm/22mm	
总功率 TOTAL POWER	64KW				
进给速度 FEEDING SPEED	7m/min		斜边(斜直) Oblique (bevel straight)	18mm/22mm/25mm	
封边带材质 TAPE MATERIAL	PVC (J型 建议用麻面, 柔韧性好) PVC(J shape pitted surface and better flexibility materials suggested)				
封边带厚度 TAPE THICKNESS	J/C 型	0.52 - 0.54 mm	板材最小尺寸 MINIMUM PANEL THICKNESS (长x宽, 其中长为封面) (LxW, L=BANDING EDGE)	左右半J 中间J 直通JC 斜边 Left/right Half J Middle J Full J/C Oblique edge	≥300×150mm
	斜边Bevel	0.8 - 1.5 mm		左右钻石型 水滴型 Left/right diamond waterdrop	≥400×150mm
工控机 CONTROL COMPUTER	21.5" 电容触摸屏平板电脑 21.5" Capacitive Touch Panel Computer		外形尺寸 OVERALL SIZE	11572*1200*2000mm	

## 功能流程 / Functional Process



## 可封边形状及效果 / Profile and Effect available

左/右半 J 型 Left/right half J	中间J型(牛角型) Middle J shape (horn)	直通 J 型 Full J shape	直通 C 型 Full C shape	斜边 (斜直) Bevel (Bevel Straight)	钻石型 Diamond	水滴型 Waterdrop

# ZY-B3(JCL)D

全自动 左右半J型、中间J型(牛角型)、钻石型、水滴型、直通JC型、  
Automatically switch from all type including partial middle or full J shape, full C shape, diamond, drop shape

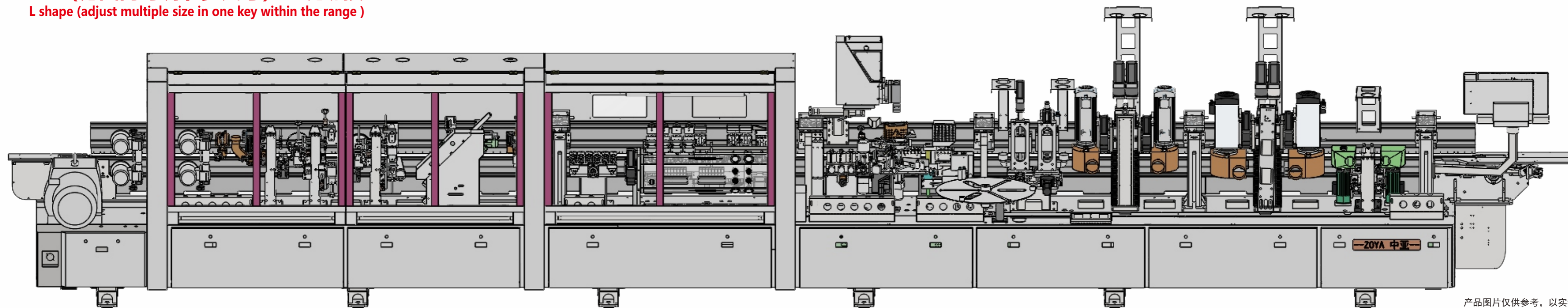
L型 (范围内可调节多尺寸) 一键切换  
L shape (adjust multiple size in one key within the range)

共用一种尺寸槽型款 槽型尺寸大小一样  
SHARE THE SAME GROOVE SHAPE AND SIZE




各种形状板厚 屏幕一键切换即可 不用调节  
ONE CLICK SWITCH ON THE SCREEN FOR VARIOUS SHAPE NO NEED ADJUSTMENT

形状 Shape	左右半J、中间半J、直通JC、钻石型、水滴型 Left/right half J shape-Middle half J shape-Full J/C-Diamond shape-Water drop shape	L型 L shape
板厚 Thickness	18mm	22mm
		定制 Customized



产品图片仅供参考，以实物为准。  
The image is for reference only

### 可封边形状及效果 / Profile and Effect available



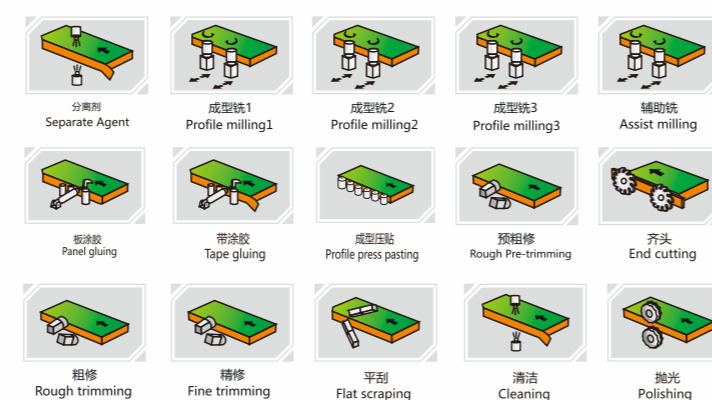
### L型可封边范围条件 / L shape condition range

	封边带 Banding tape	厚度 Thickness : 0.52-0.54mm, 高度Height : H+b+5
	板材 The panel	16 ≤ H ≤ 55mm; (考虑铣削量, 当10 ≤ a ≤ 25时, 则8 ≤ b ≤ 25), 6 ≤ c 且 H+b+5 ≤ 70mm. (超过以上条件范围则需联系销售重新修改方案) (Please contact the sale when this range can't cover)

### 技术参数 / Technical Data

工作气压 WORKING PRESSURE	0.6MPa	板材厚度 PANEL THICKNESS	部分J/中间J Part/Middle J	18/22mm
总功率 TOTAL POWER	60KW		直通J/C Full J/C	
进给速度 FEEDING SPEED	7m/min		L型 L Shape	定制 Customized
封边带材质 TAPE MATERIAL	PVC (J型建议用麻面, 柔韧性好) PVC(J shape pitted surface and better flexibility materials suggested)	板材最小尺寸 MINIMUM PANEL THICKNESS (长x宽, 其中长为封面) (LxW, L-BANDING EDGE)	左右半J 中间 直通C L型 Left/right J middle J full J/C L shape	≥300×150mm
封边带厚度 TAPE THICKNESS	0.52 - 0.54 mm		左右钻石型、水滴型 Left/right diamond/waterdrop shape	≥400×150mm
工控机 CONTROL COMPUTER	21.5" 电容触摸平板电脑 21.5" Capacitive Touch Panel Computer	外形尺寸 OVERALL SIZE	11553x1000x2000mm	

### 功能流程 / Functional Process





# ZY-B2(JC)D


全自动 左右半J型、中间J型(牛角型)、钻石型、水滴型、直通JC型 一键切换  
Automatically switch from all type including partial middle or full J shape, full C shape, diamond, drop shape

共用一种尺寸槽型款 槽型尺寸大小不同  
SHARE THE SAME GROOVE SHAPE AND SIZE



各种形状板厚 屏幕一键切换即可 不用调节  
ONE CLICK SWITCH ON THE SCREEN FOR VARIOUS SHAPE NO NEED ADJUSTMENT

形状 Shape	左右半J、中间半J、直通JC、钻石型、水滴型 partial middle or full J shape, full C shape, diamond, drop shape	
板厚 Thickness	18mm	22mm




产品图片仅供参考，以实物为准。  
The image is for reference only

## 技术参数 / Technical Data

工作气压 WORKING PRESSURE	0.6MPa	板材厚度 PANEL THICKNESS	18mm/22mm	
总功率 TOTAL POWER	74KW			
进给速度 FEEDING SPEED	7m/min			
封边带材质 TAPE MATERIAL	PVC (J型建议用麻面, 柔韧性好) PVC(J shape pitted surface and better flexibility materials suggested)	板材最小尺寸 MINIMUM PANEL THICKNESS (长x宽, 其中长为封面) (LxW, L=BANDING EDGE)	左右半J 中间 直通JC Left/right half J middle J full JC	≥300×150mm
封边带厚度 TAPE THICKNESS	0.52 - 0.54 mm		左右钻石 水滴型 Left/right diamond waterdrop	≥400×150mm
工控机 CONTROL COMPUTER	21.5' 电容触摸平板电脑 21.5' Capacitive Touch Panel Computer	外形尺寸 OVERALL SIZE	11602*1200*2000mm	

## 功能流程 / Functional Process



## 可封边形状及效果 / Profile and Effect available



# ZY-G53B1(JC)D

[ 直边一体一键切换 ]  
[ One click switch for straight edge integration ]

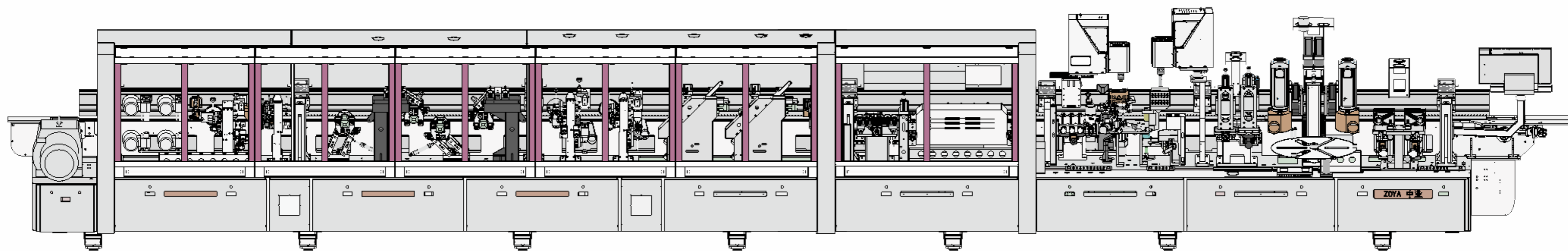
全自动 左右半J型、中间J型(牛角型)、钻石型、水滴型、直通JC型、直边 一键切换  
Automatically switch from all type including partial, middle or full J shape. full C shape, diamond, drop shape, straight line in one key

共用一种尺寸槽型款 槽型尺寸大小一样  
SHARE THE SAME GROOVE SHAPE AND SIZE



各种形状板厚 屏幕一键切换即可 不用调节  
ONE CLICK SWITCH ON THE SCREEN FOR VARIOUS SHAPE NO NEED ADJUSTMENT

形状 Shape	左右半J、中间半J、直通JC、钻石型、水滴型 partial middle or full J shape, full C shape, diamond, drop shape	
板厚 Thickness	18mm	22mm




产品图片仅供参考，以实物为准。  
The image is for reference only

## 技术参数 / Technical Data

工作气压 WORKING PRESSURE	0.6MPa		板材厚度 PANEL THICKNESS	直边 Straight edge	10-50mm
总功率 TOTAL POWER	58KW			部分J/中间J Part / Middle J	18mm/22mm
进给速度 FEEDING SPEED	半J型 Half J	7m/min		直通J/C Full J/C	
	直边 Straight	16m/min	18m/min		
封边带材质 TAPE MATERIAL	PVC (J型建议用麻面, 柔韧性好) PVC (J shape pitted surface and better flexibility materials suggested)				
封边带厚度 TAPE THICKNESS	直边 Straight edge	0.4-3 mm		直边 Straight edge	≥150×90mm
	半J型 / 直通JC Half J / full JC	0.52 - 0.54 mm		部分钻石、水滴型 Part diamond/waterdrop	≥450×150mm
工控机 CONTROL COMPUTER	21.5" 电容触摸屏平板电脑 21.5" Capacitive Touch Panel Computer		板材最小尺寸 (长×宽, 其中长为封面) (L×W, L=BANDING EDGE)	半J型 中间型 直通JC Half J / middle J / full JC	≥300×150mm
			外形尺寸 OVERALL SIZE	13483x1000x2000mm	

## 功能流程 / Functional Process



## 可封边形状及效果 / Profile and Effect available

左右半J型 Partial J for left and right	中间J型(牛角型) Middle J shape (horn type)	直通J型 Full J shape	直通C型 Full C shape	直边 Straight line	钻石型 diamond shape	水滴型 drop shape

# ZY-K1(WH)

## 全自动 半弧型 (鸭嘴型) 封边机

各种形状板厚 屏幕一键切换即可 不用调节

ONE CLICK SWITCH ON THE SCREEN FOR VARIOUS SHAPE NO NEED ADJUSTMENT

形状 Shape	半弧型 (鸭嘴型) Half arc
板厚 Thickness	18/22/25mm




产品图片仅供参考，以实物为准。  
The image is for reference only

### 技术参数 / Technical Data

工作气压 WORKING PRESSURE	0.6MPa	板材厚度 PANEL THICKNESS	18mm/22mm/25mm
总功率 TOTAL POWER	42KW		
进给速度 FEEDING SPEED	7m/min		
封边带材质 TAPE MATERIAL	PVC (J型建议用麻面, 柔韧性好) PVC(J shape pitted surface and better flexibility materials suggested)	板材最小尺寸 MINIMUM PANEL THICKNESS (长x宽, 其中长为封面) (LxW, L=BANDING EDGE)	≥300×150mm
封边带厚度 TAPE THICKNESS	1mm		
工控机 CONTROL COMPUTER	21.5' 电容触摸平板电脑 21.5'Capacitive Touch Panel Computer	外形尺寸 OVERALL SIZE	8155×1000×2000mm

### 本机可封边形状 / Profile and Effect available



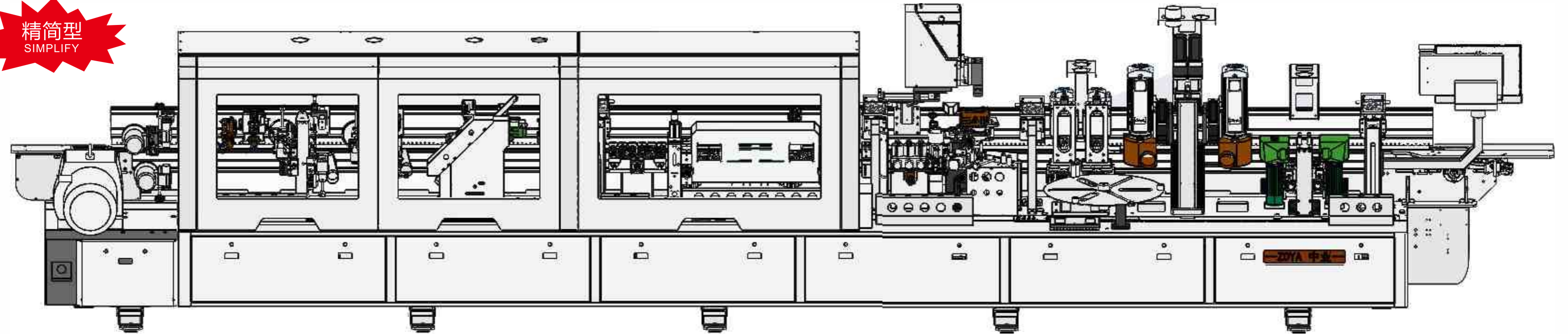
### 功能流程 / Functional Process



# ZY-K1(JC)D

全自动 左右半J型、中间J型(牛角型)、钻石型、水滴型、直通JC型 一键切换  
Automatically switch from all type including partial middle or full J shape, full C shape, diamond, drop shape

精简型  
SIMPLIFY



THE TWO TYPES OF BOARD THICKNESS GROOVES  
共用一种尺寸槽型款 槽型尺寸大小一样

18mm		22mm	
------	--	------	--

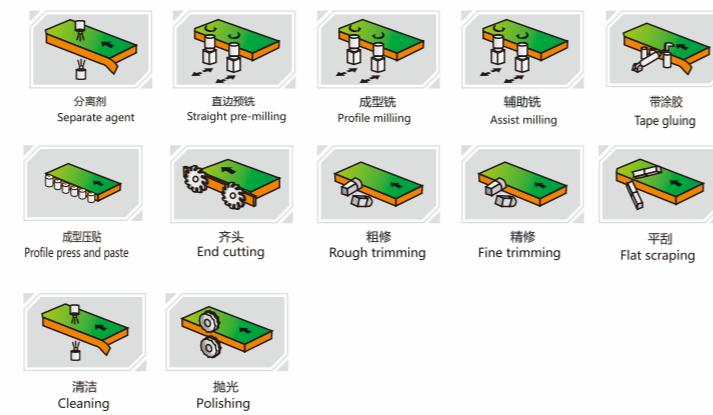
SWITCH FROM ALL TYPE OF SHAPE IN ONE KEY!  
各形状板厚、屏幕一键切换即可、不用调节!

形状 Shape	左右半J、中间半J、直通JC、钻石型、水滴型 partial middle or full J shape, full C shape, diamond, drop shape	
板厚 Thickness	18mm	22mm

### 技术参数 / Technical Data

工作气压 WORKING PRESSURE	0.6MPa	板材厚度 PANEL THICKNESS	18mm/22mm	
总功率 TOTAL POWER	52KW			
进给速度 FEEDING SPEED	7m/min			
封边带材质 TAPE MATERIAL	PVC (J型建议用麻面, 柔韧性好) PVC(J shape pitted surface and better flexibility materials suggested)	板材最小尺寸 MINIMUM PANEL THICKNESS (长x宽, 其中长为封面) (LxW, L-BANDING EDGE)	左右半J 中间 直通JC Left/right half J middle J full JC	≥300×150mm
封边带厚度 TAPE THICKNESS	0.52 - 0.54 mm		左右钻石型 水滴型 Left/right diamond waterdrop shape	≥400×150mm
工控机 CONTROL COMPUTER	常规工控控制 General Industrial Control	外形尺寸 OVERALL SIZE	9493*1000*2000mm	

### 功能流程 / Functional Process



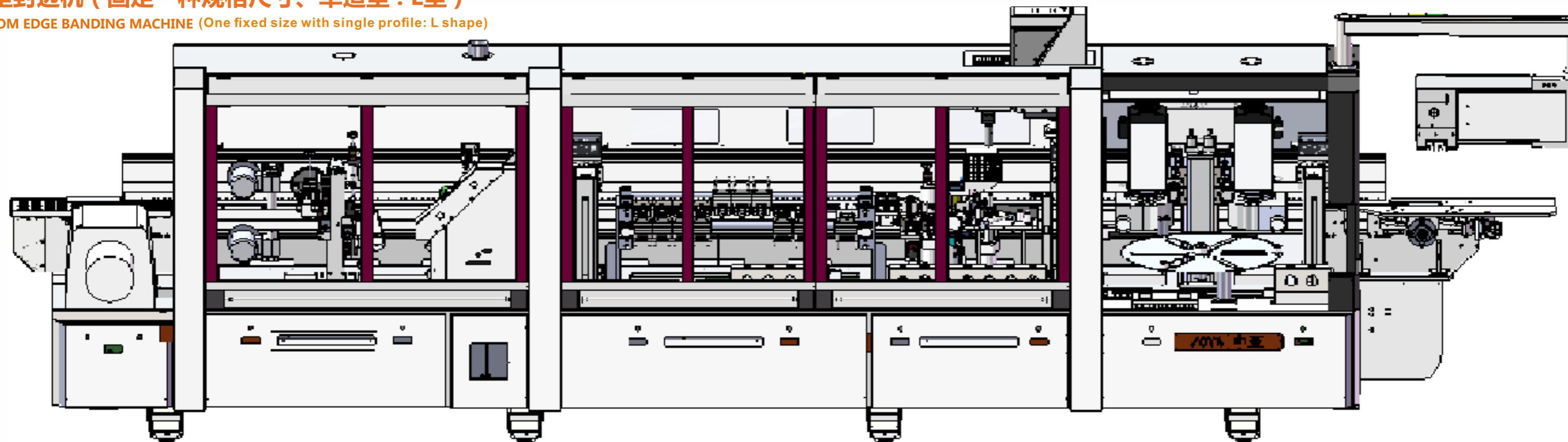
### 可封边形状及效果 / Profile and Effect available

左右半J型 Partial J for left and right	中间J型(牛角型) Middle J shape (horn type)	直通J型 Full J shape	直通C型 Full C shape	钻石型 Diamond shape	水滴型 Drop shape

# ZY-K(L)1

## 软成型封边机 (固定一种规格尺寸、单造型:L型)

SOFT FROM EDGE BANDING MACHINE (One fixed size with single profile: L shape)



### 技术参数 / Technical Data

工作气压 WORKING PRESSURE	0.6MPa	板材厚度 PANEL THICKNESS	定制 Customization
总功率 TOTAL POWER	45KW		
进给速度 FEEDING SPEED	10m/min		
封边带材质 TAPE MATERIAL	PVC (J型建议用麻面, 柔韧性好) PVC(J shape pitted surface and better flexibility materials suggested)	板材最小尺寸 MINIMUM PANEL THICKNESS (长×宽, 其中长为封面) (L×W, L-BANDING EDGE)	≥250×150mm
封边带厚度 TAPE THICKNESS	0.5-0.58 mm		
工控机 CONTROL COMPUTER	21.5" 电容触摸平板电脑 21.5" Capacitive Touch Panel Computer	外形尺寸 OVERALL SIZE	8268×1000×2000mm

### 本机可封边形状 / Profile and Effect available



产品图片仅供参考, 以实物为准。  
The image is for reference only

### 功能流程 / Functional Process



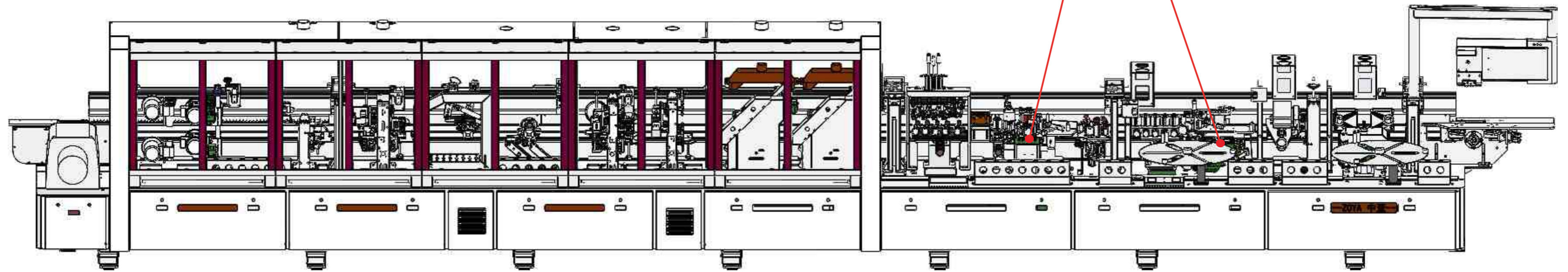
### 可选配加刮边功能 / Optional configuration with scraping function



# ZY-552G.X

## 斜边、直边一键切换自动封边机

FULL AUTOMATIC BEVEL / STRAIGHT ONE CLICK SWITCH EDGE BANDING MACHINE




可选配OPTIONAL:  
上置胶锅或PUR  
Upper glue melting pot or PUR

### 技术参数 / Technical Data

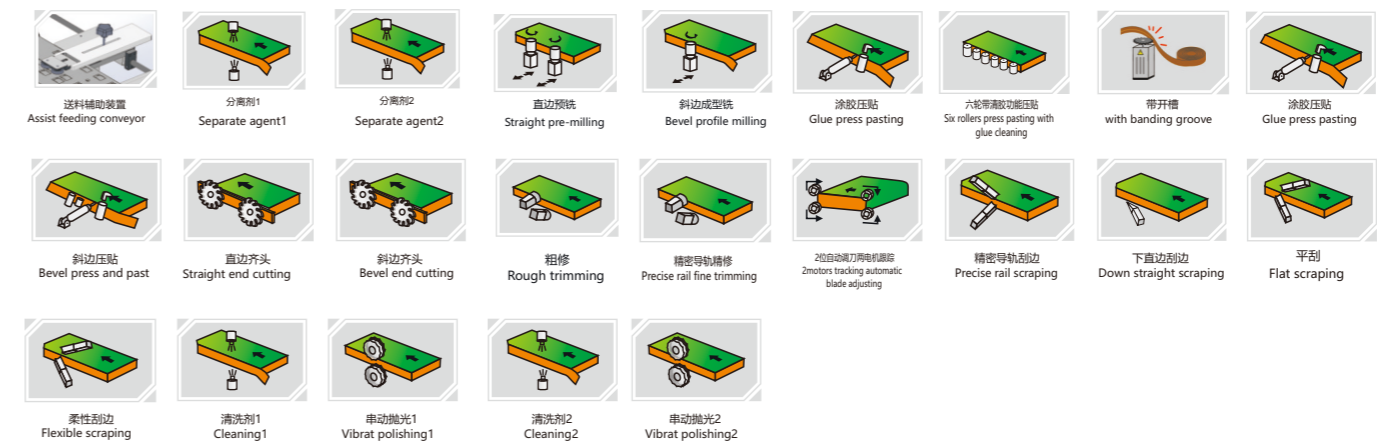
工作气压 WORKING PRESSURE	0.6MPa	板材厚度 PANEL THICKNESS	角度 (板夹角) Included angle	直边部分厚度(封边前尺寸) Straight part thickness(before banding) (三档一键切换封边尺寸) (Three fixed sizes one click switch available)	板厚 PANEL THICKNESS
总功率 TOTAL POWER	34KW		45°	5-10mm	16-18mm
进给速度 FEEDING SPEED	速度1Speed : 13m/min 速度2Speed : 18m/min 速度3Speed : 21m/min			≥8mm	19-25mm
封边带材质 TAPE MATERIAL	PVC (J型建议用麻面, 柔韧性好) PVC(J shape pitted surface and better flexibility materials suggested)	板材最小尺寸 MINIMUM PANEL THICKNESS (长x宽, 其中长为封面) (LxW, L-BANDING EDGE)	直边Straight Edge : 10-50mm		
封边带厚度 TAPE THICKNESS	斜边0.6~1.5mm 直边0.4~3.0mm		直边Straight ≥120mm 斜边Bevel≥120mm		
工控机 CONTROL COMPUTER	21.5" 电容触摸平板电脑 21.5" Capacitive Touch Panel Computer	外形尺寸 OVERALL SIZE	11800×1000×2000mm		

### 本机可封边形状 / Profile and Effect available



产品图片仅供参考, 以实物为准。  
The image is for reference only

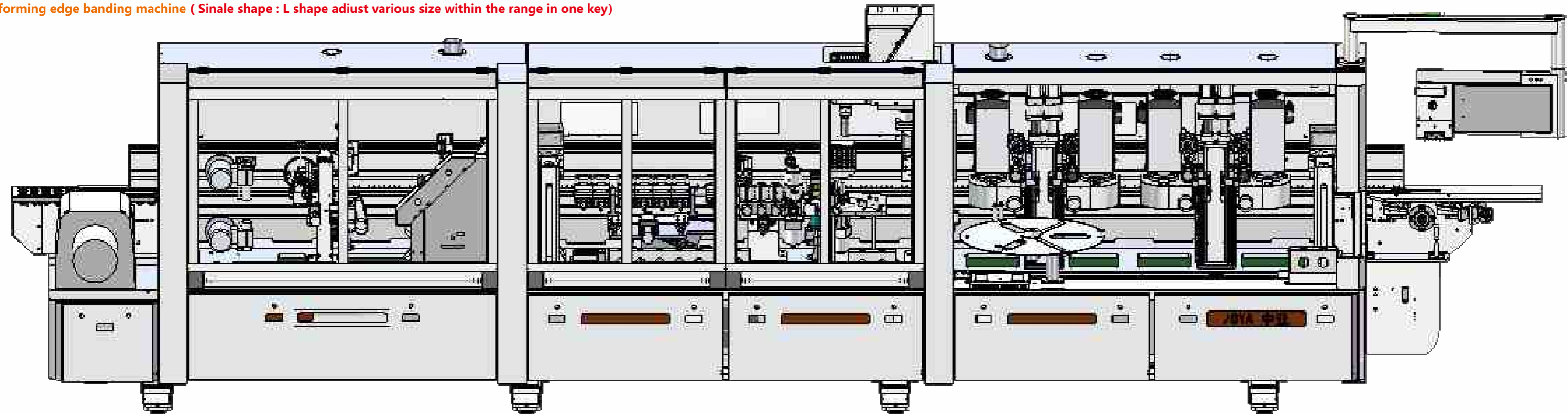
### 功能流程 / Functional Process



# ZY-K2(L)

软成型封边机 (单造型: L型, 范围内可调节多尺寸, 一键切换)

Soft forming edge banding machine (Single shape: L shape adjust various size within the range in one key)



### 技术参数 / Technical Data

工作气压 WORKING PRESSURE	0.6MPa	板材厚度 PANEL THICKNESS	定制 Customization
总功率 TOTAL POWER	56KW		
进给速度 FEEDING SPEED	10m/min		
封边带材质 TAPE MATERIAL	PVC (J型建议用麻面, 柔韧性好) PVC(J shape pitted surface and better flexibility materials suggested)	板材最小尺寸 MINIMUM PANEL THICKNESS (长x宽, 其中长为封面) (LxW, L-BANDING EDGE)	≥250×150mm
封边带厚度 TAPE THICKNESS	0.52~0.54 mm		
工控机 CONTROL COMPUTER	21.5" 电容触摸平板电脑 21.5" Capacitive Touch Panel Computer	外形尺寸 OVERALL SIZE	7868×1000×2000mm

### 本机可封边形状 / Profile and Effect available



产品图片仅供参考, 以实物为准。  
The image is for reference only

### 功能流程 / Functional Process



### 可选配加刮边功能 / Optional configuration with scraping function



### L型可封边范围条件 / L shape available condition and range

	封边带 TAPE	厚度 Thickness : 0.52-0.54mm, 高度Height : H+b+5
	板材 PANEL	16 ≤ H ≤ 55mm; (考虑铣削量, 当10 ≤ a ≤ 25时, 则then 8 ≤ b ≤ 25), 6 ≤ c 且 H+b+5 ≤ 70mm. (超过以上条件范围则需联系销售重新修改方案Please contact the supplier for the modification while exceeding the values above)

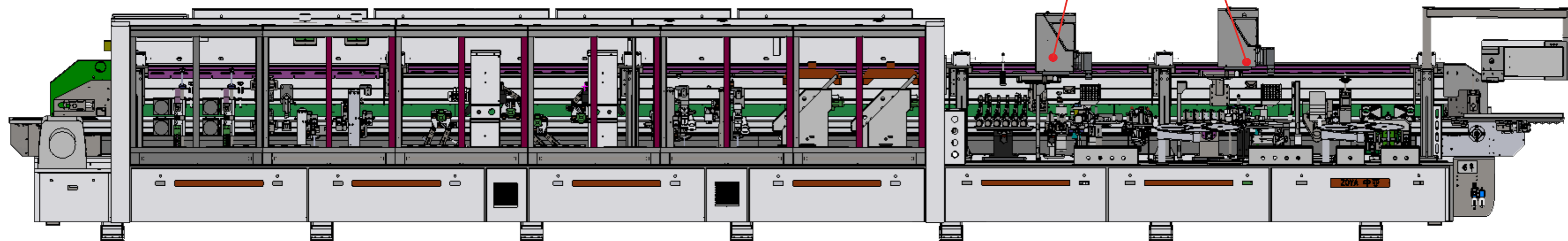
# 全自动斜边直边一键切换封边机

FULL AUTOMATIC BEVEL / STRAIGHT ONE CLICK SWITCH EDGE BANDING MACHINE

## ZY-553SG.XS.L

### 上置式涂胶快速溶胶，斜边/直边一键切换高端履带封边机


UPPER FAST MELTING AND GLUING, BEVEL/STRAIGHT ONE CLICK SWITCH OF HIGH-END TRACK EDGE BANDING MACHINE



#### 技术参数 / Technical Data

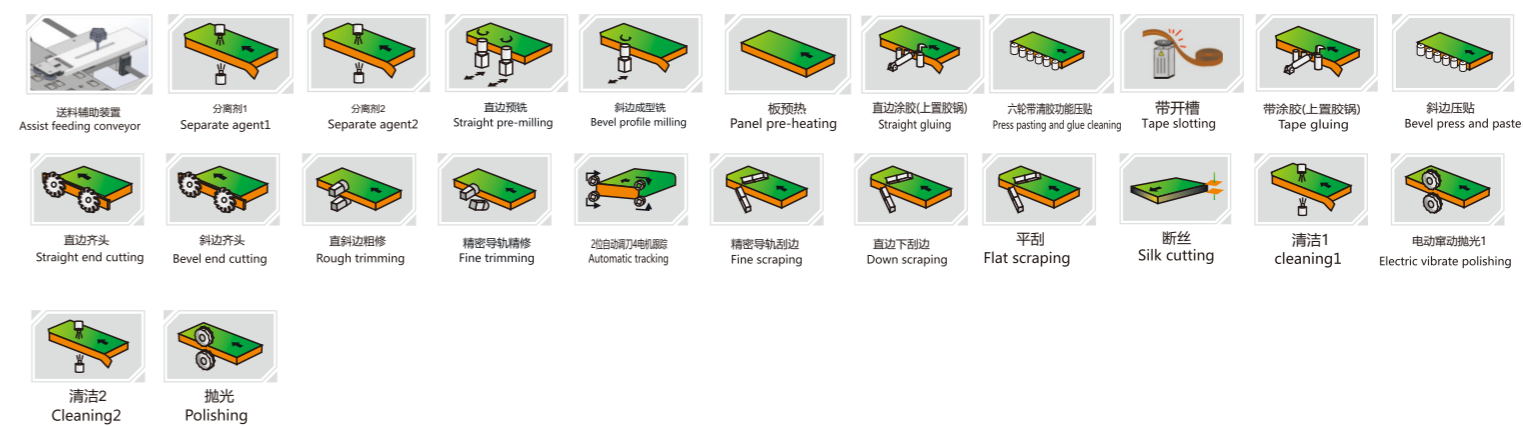
工作气压 WORKING PRESSURE	0.6MPa	板材厚度 PANEL THICKNESS	角度 (板夹角) Included angle	直边部分厚度(封边前尺寸) Straight part thickness(before banding) (同一键切换三种固定尺寸) (Three fixed size one click switch available)	板厚 PANEL THICKNESS
总功率 TOTAL POWER	45KW		45°	5-10mm	16-18mm
进料速度 FEEDING SPEED	速度Speed1: 13m/min 速度Speed2: 18m/min 速度Speed3: 21m/min <small>(直边边, 不开边时)</small>	板材最小尺寸 MINIMUM PANEL THICKNESS (长x宽, 其中长为封面) (LxW, L-BANDING EDGE)	直边Straight: 10-50mm		
封边带材质 TAPE MATERIAL	PVC (J型建议用麻面, 柔韧性好) <small>PVC(J shape pitted surface and better flexibility materials suggested)</small>		直边Straight≥120mm 斜边Bevel≥250mm		
封边带厚度 TAPE THICKNESS	斜边Bevel=0.6-1.5mm 直边Straight=0.4-3.0mm	直边Straight≥80mm 斜边Bevel≥120mm			
工控机 CONTROL COMPUTER	21.5" 电容触摸平板电脑 21.5" Capacitive Touch Panel Computer	外形尺寸 OVERALL SIZE	13000×1100×2000mm		

#### 本机可封边形状 / Profile and Effect available



产品图片仅供参考，以实物为准。  
The image is for reference only

#### 功能流程 / Functional Process






# ZY-530.X

## 全自动斜边封边机 (斜直、斜边交叉处斜角倒角)


FULL AUTOMATIC BEVEL EDGE BANDING MACHINE (with chamfering between bevel and straight or the cross of bevel)



### 技术参数 / Technical Data

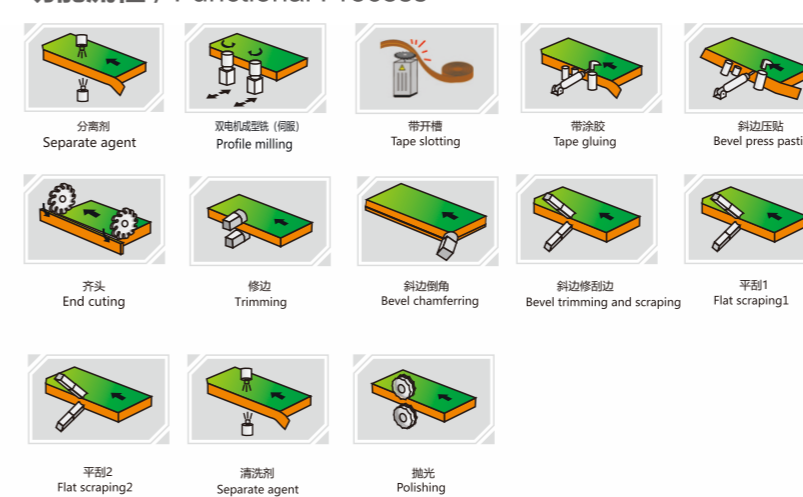
工作气压 WORKING PRESSURE	0.6MPa	板材厚度 PANEL THICKNESS	角度 (板夹角) Included angle	直边部分厚度 Straight part thickness	板厚 PANEL THICKNESS
总功率 TOTAL POWER	36KW		45° 斜直 Bevel/straight	5 mm (可根据需求定制) Customized available	18mm 22mm 25mm
进给速度 FEEDING SPEED	速度Speed1 13m/min		速度Speed2 18m/min		
封边带材质 TAPE MATERIAL	PVC (J型建议用麻面, 柔韧性好) PVC (J shape pitted surface and better flexibility materials suggested)		板材最小尺寸 MINIMUM PANEL THICKNESS	≥250mm	
封边带厚度 TAPE THICKNESS	0.8-1.5mm		(长×宽, 其中长为封面) (L×W, L=BANDING EDGE)	≥120mm	
工控机 CONTROL COMPUTER	21.5" 电容触摸平板电脑 21.5" Capacitive Touch Panel Computer		外形尺寸 OVERALL SIZE	9155×1000×2000mm	

### 本机可封边形状 / Profile and Effect available



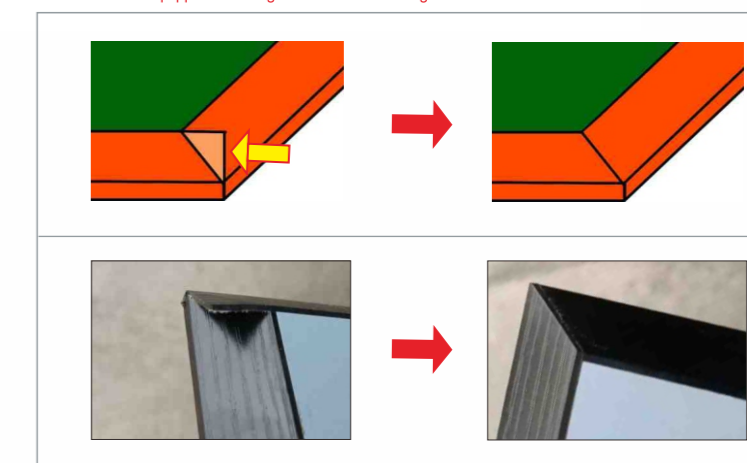
产品图片仅供参考, 以实物为准。  
The image is for reference only

### 功能流程 / Functional Process



### 本机配备 相邻斜边倒角功能

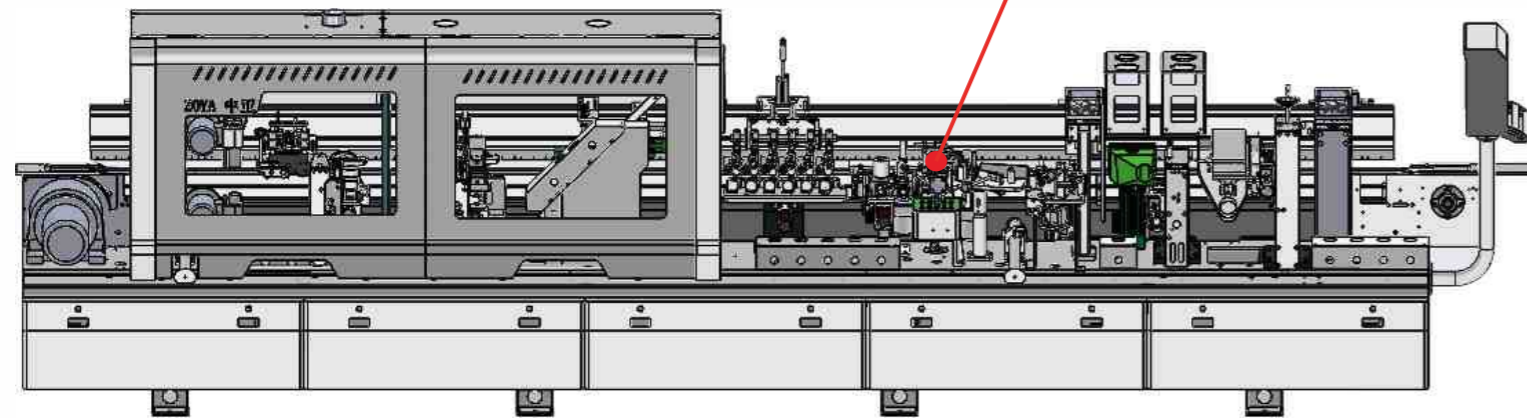
This machine is equipped with neighbor bevel chamfering function



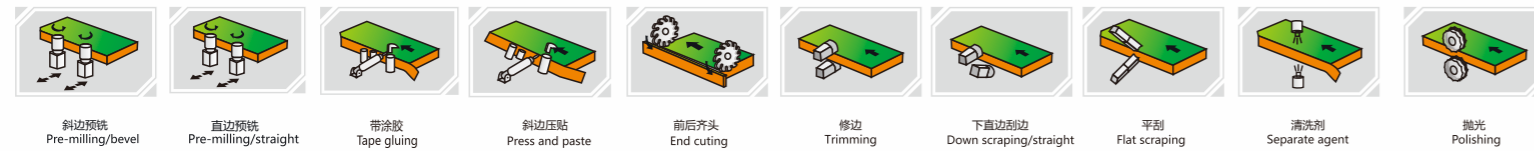
# ZY-230.XP

## 全自动斜边封边机

FULL AUTOMATIC BEVEL EDGE BANDING MACHINE




### 功能流程 / Functional Process



### 技术参数 / Technical Data

工作气压 WORKING PRESSURE	0.6MPa	板料厚度 PANEL THICKNESS	角度 (板夹角) Included angle	直边部分厚度(封边前尺寸) (直边部分厚度(封边前尺寸) (可一键切换三种固定尺寸) (Three fixed sizes one click switch available)	板厚 PANEL THICKNESS
总功率 TOTAL POWER	20KW		45°	5-10mm	16-18mm
进给速度 FEEDING SPEED	速度Speed1: 13 m/min 速度Speed2: 18 m/min	板料最小尺寸 MINIMUM PANEL THICKNESS (长x宽, 其中长为封面) (length x width Lengthstands for the cover)	直边Straight: 10-50mm		
封边带材质 TAPE MATERIAL	PVC (J型建议用麻面, 柔韧性好) PVC(J shape pitted surface and better flexibility materials suggested)		≥250mm		
封边带厚度 TAPE THICKNESS	0.8~1.5mm	≥120mm			
工控机 CONTROL COMPUTER	常规工控屏幕 General Control Screen	外形尺寸 OVERALL SIZE	6272×1000×1590mm		

### 本机可封边形状 / Profile and Effect available



产品图片仅供参考, 以实物为准。  
The image is for reference only

# ZY-DJ03

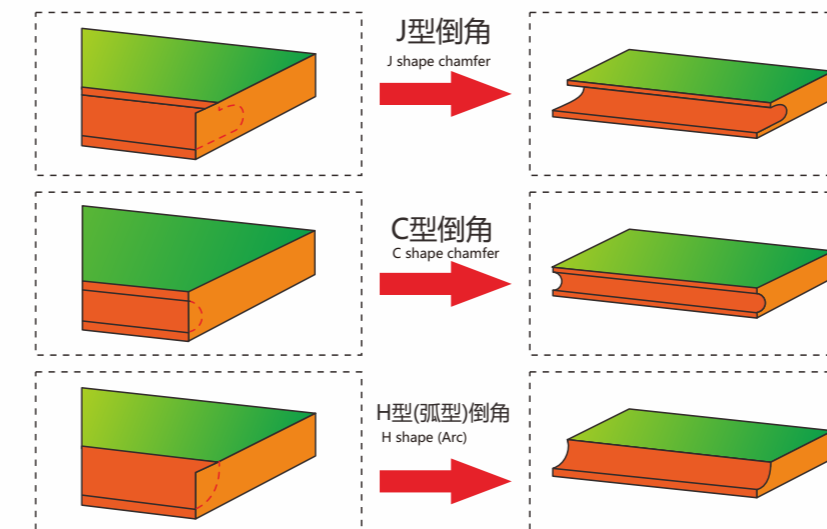
## 软成型J、C、H (弧型) 倒角机

CHAMFERING MACHINE FOR J, C, H SHAPE



产品图片仅供参考, 以实物为准。  
The image is for reference only

### 倒角处理流程 / Processing of Chamfering



### 技术参数 / Technical Data

工作气压 WORKING PRESSURE	操作方式 OPERATIVE WAY	外形尺寸 OVERALL SIZE
0.6MPa	手动Manual	1700x1090x805mm

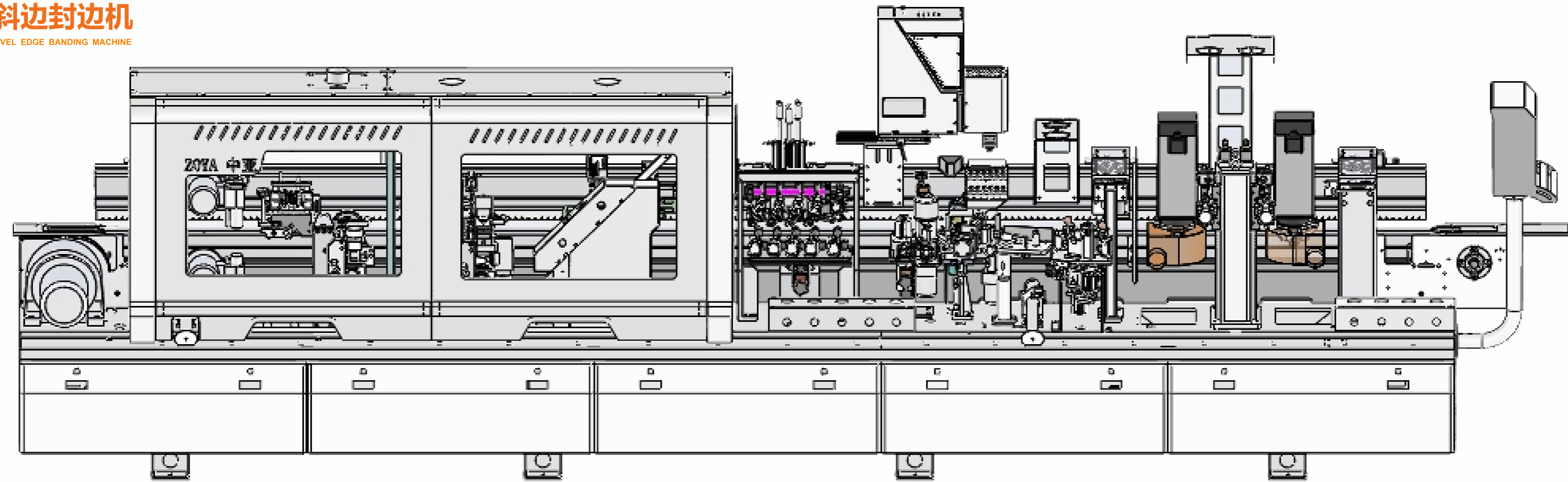


打开 抖音  
扫一扫看视频  
SCAN TO WATCH  
THE VIDEO

**全自动斜边封边机**  
FULL AUTOMATIC BEVEL EDGE BANDING MACHINE

# ZY-230XS1


**全自动斜边封边机**  
FULL AUTOMATIC BEVEL EDGE BANDING MACHINE



**技术参数 / Technical Data**

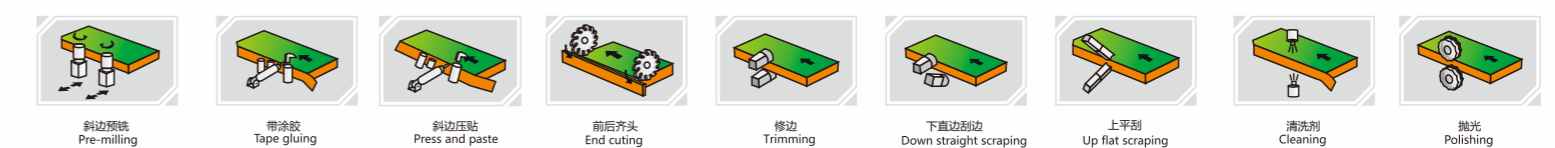
工作气压 WORKING PRESSURE	0.6MPa	板材厚度 PANEL THICKNESS	角度 (板夹角) Included angle	直边部分厚度(封边前尺寸) (Straight part thickness(Before banding)) (可一键切换三种固定尺寸) (Three fixed sizes one click switch available)	板厚 PANEL THICKNESS
总功率 TOTAL POWER	32KW		45°	5mm	18-25mm
进给速度 FEEDING SPEED	13-16m/min		直边Straight: 10-50mm		
封边带材质 TAPE MATERIAL	PVC (J型建议用麻面, 柔韧性好) (PVC(J shape pitted surface and better flexibility materials suggested))	板材最小尺寸 MINIMUM PANEL THICKNESS	≥250mm		
封边带厚度 TAPE THICKNESS	0.8-1.5mm	(长x宽, 其中长为封面) (LxW, L-BANDING EDGE)	≥120mm		
工控机 CONTROL COMPUTER	常规工控屏幕 General Control Screen	外形尺寸 OVERALL SIZE	6272*1000*2000mm		

**本机可封边形状 / Profile and Effect available**



产品图片仅供参考，以实物为准。  
The image is for reference only

**功能流程 / Functional Process**



**全自动凹型封边机**  
FULLY AUTOMATIC CONCAVE EDGE SEALING MACHINE

# ZY-K1(NH)

**全自动凹型封边机**  
FULLY AUTOMATIC CONCAVE EDGE SEALING MACHINE

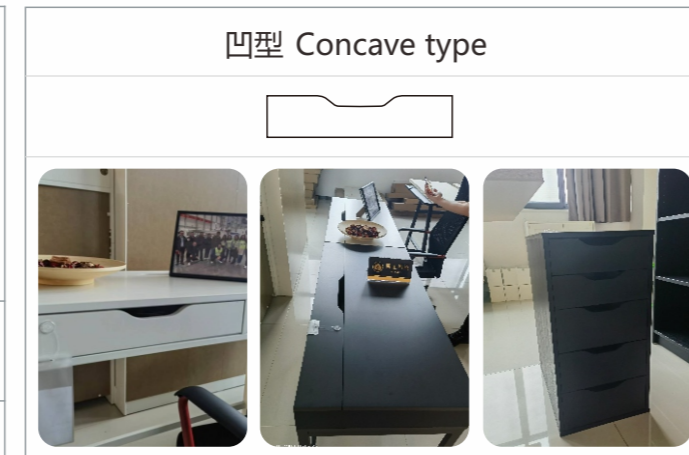


产品图片仅供参考，以实物为准。  
The image is for reference only

**技术参数 / Technical Data**

工作气压 WORKING PRESSURE	0.6MPa	板材厚度 PANEL THICKNESS	15mm、18mm
总功率 TOTAL POWER	34KW		
进给速度 FEEDING SPEED	7 m/min		
封边带材质 TAPE MATERIAL	PVC (J型建议用麻面, 柔韧性好) PVC(J shape pitted surface and better flexibility materials suggested)	板材最小尺寸 MINIMUM PANEL THICKNESS (长x宽, 其中长为封面) (LxW, L-BANDING EDGE)	325*102mm
封边带厚度 TAPE THICKNESS	0.8 mm		
工控机 CONTROL COMPUTER	常规工控屏幕 General Control Screen	外形尺寸 OVERALL SIZE	7582*1000*2000mm

**本机可封边形状 / Profile and Effect available**



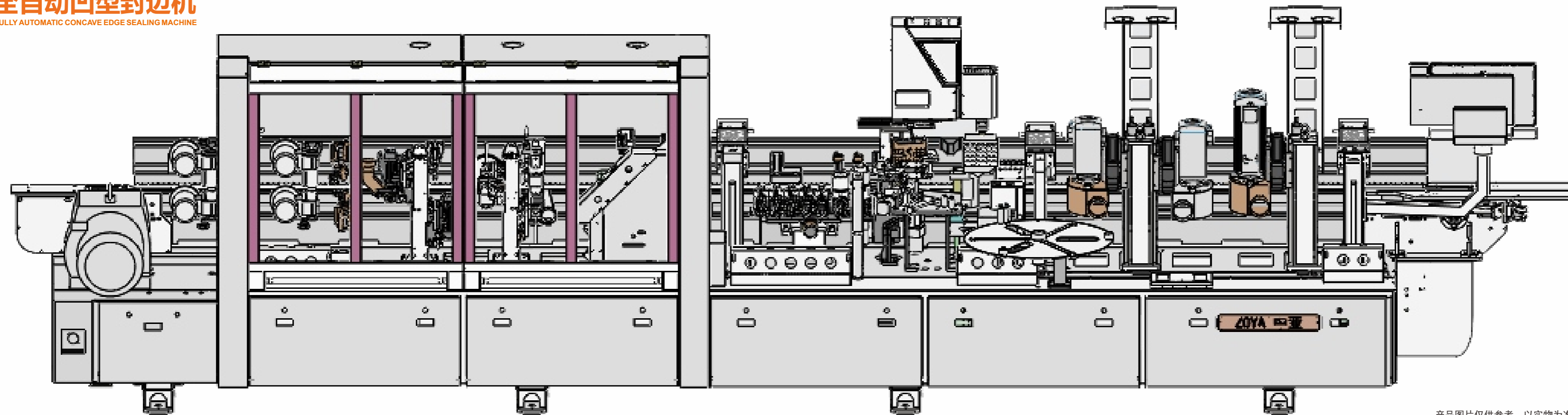
产品图片仅供参考，以实物为准。  
The image is for reference only

**功能流程 / Functional Process**



# ZY-K2(NH)

## 全自动凹型封边机 FULLY AUTOMATIC CONCAVE EDGE SEALING MACHINE



产品图片仅供参考，以实物为准。  
The image is for reference only

### 技术参数 / Technical Data

工作气压 WORKING PRESSURE	0.6MPa	板材厚度 PANEL THICKNESS	15mm、18mm
总功率 TOTAL POWER	34KW		
进给速度 FEEDING SPEED	7m/min		
封边带材质 TAPE MATERIAL	PVC (J型建议用麻面, 柔韧性好) PVC(J shape pitted surface and better flexibility materials suggested)	板材最小尺寸 MINIMUM PANEL THICKNESS (长x宽, 其中长为封面) (LxW, L-BANDING EDGE)	325*102mm
封边带厚度 TAPE THICKNESS	0.8 mm		
工控机 CONTROL COMPUTER	常规工控屏幕 General Control Screen	外形尺寸 OVERALL SIZE	7802*1000*2000mm

### 本机可封边形状 / Profile and Effect available



产品图片仅供参考，以实物为准。  
The image is for reference only

### 功能流程 / Functional Process



# ZY-H1(JC)D

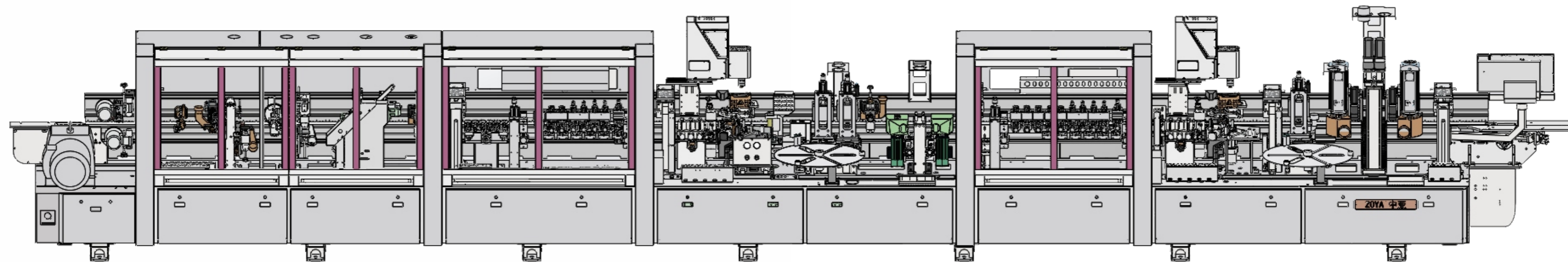
**全自动 左右半J型、中间J型(牛角型)、钻石型、直通JC型 一键切换**  
Automatically switch from all type including partial middle or full J shape, full C shape, diamond

**THE TWO TYPES OF BOARD THICKNESS GROOVES**  
共用一种尺寸槽型款 槽型尺寸大小一样



**SWITCH FROM ALL TYPE OF SHAPE IN ONE KEY!**  
各形状板厚、屏幕一键切换即可、不用调节!

形状 Shape	左右半J、中间半J、直通JC、钻石型 partial middle or full J shape, full C shape, diamond	
板厚 Thickness	18mm	22mm



产品图片仅供参考，以实物为准。  
The image is for reference only

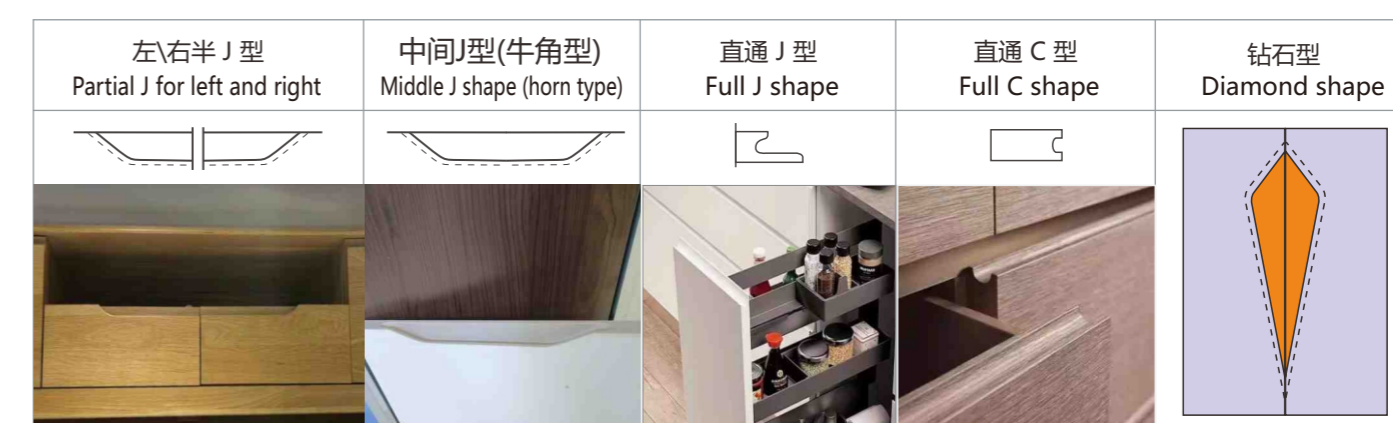
## 技术参数 / Technical Data

工作气压 WORKING PRESSURE	0.6MPa	板材厚度 PANEL THICKNESS	18mm/22mm		
总功率 TOTAL POWER	56KW		板材最小尺寸 MINIMUM PANEL THICKNESS (长x宽, 其中长为封面) (LxW, L=BANDING EDGE)	左右半J 中间 直通JC Left/right half J middle J full JC	≥300×150mm
进给速度 FEEDING SPEED	7m/min			左右钻石型 水滴型 Left/right diamond waterdrop shape	≥400×150mm
封边带材质 TAPE MATERIAL	PVC (J型建议用麻面, 柔韧性好) PVC(J shape pitted surface and better flexibility materials suggested)	工控机 CONTROL COMPUTER	常规工控控制 General Industrial Control	外形尺寸 OVERALL SIZE	12852*1200*2000mm

## 功能流程 / Functional Process



## 可封边形状及效果 / Profile and Effect available



# ZY-F1(JC)D

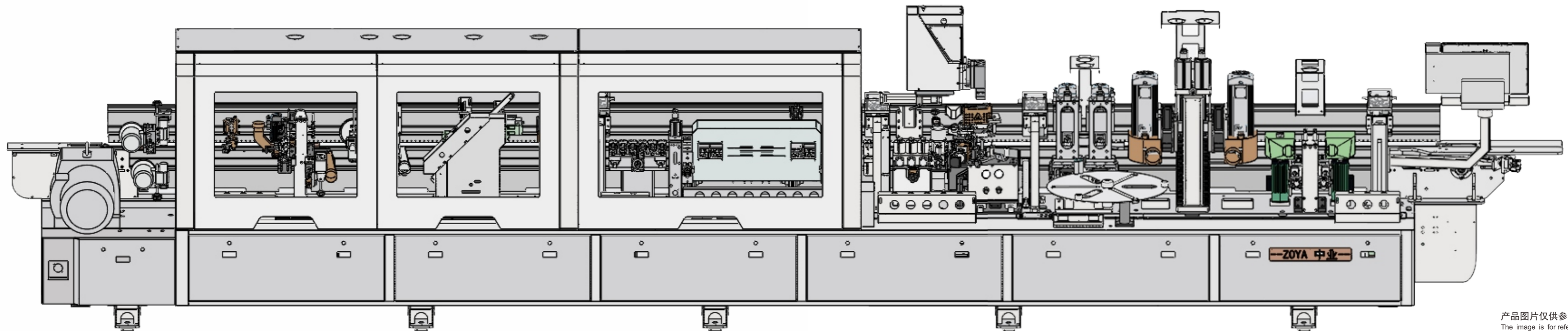
全自动 左右半J型、中间J型(牛角型)、钻石型、水滴型、直通JC型 一键切换  
Automatically switch from all type including partial middle or full J shape, full C shape, diamond, drop shape

THE TWO TYPES OF BOARD THICKNESS GROOVES  
共用一种尺寸槽型款 槽型尺寸大小一样



SWITCH FROM ALL TYPE OF SHAPE IN ONE KEY!  
各形状板厚、屏幕一键切换即可、不用调节!

形状 Shape	左右半J、中间半J、直通JC、钻石型、水滴型 partial middle or full J shape, full C shape, diamond, drop shape	
板厚 Thickness	18mm	22mm

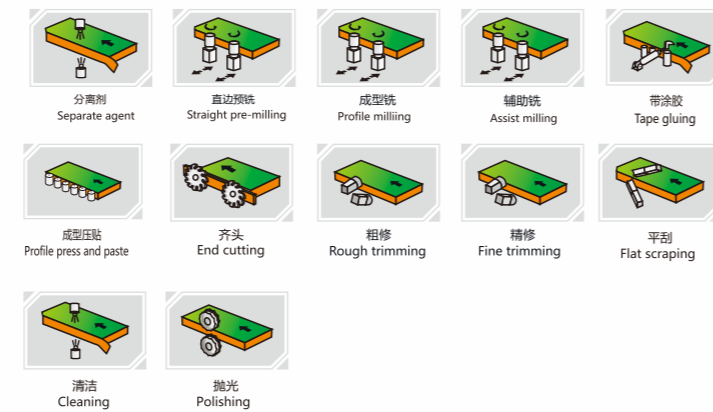


产品图片仅供参考，以实物为准。  
The image is for reference only

## 技术参数 / Technical Data

工作气压 WORKING PRESSURE	0.6MPa	板材厚度 PANEL THICKNESS	18mm/22mm	
总功率 TOTAL POWER	52KW			
进给速度 FEEDING SPEED	7m/min			
封边带材质 TAPE MATERIAL	PVC (J型建议用麻面, 柔韧性好) PVC(J shape pitted surface and better flexibility materials suggested)	板材最小尺寸 MINIMUM PANEL THICKNESS (长x宽, 其中长为封面) Left/right diamond/waterdrop shape	左右半J 中间 直通JC Left/right half J middle J full JC	≥300×150mm
封边带厚度 TAPE THICKNESS	0.52 - 0.54 mm		左右钻石型 水滴型 Left/right diamond/waterdrop shape	≥400×150mm
工控机 CONTROL COMPUTER	常规工控控制 General Industrial Control	外形尺寸 OVERALL SIZE	9493*1000*2000mm	

## 功能流程 / Functional Process



## 可封边形状及效果 / Profile and Effect available

