


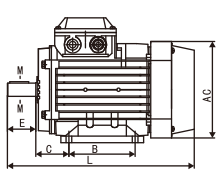
# TY2 series

High efficiency permanent magnet synchronous motor

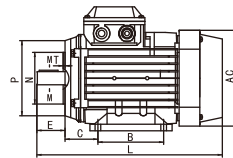
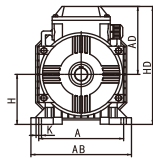


## Product Specifications

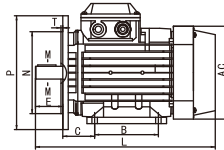
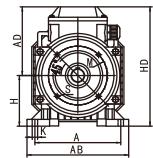
Model	Rated power		Rated voltage (V)	Rated current (A)	Frequency (Hz)	Speed (r/min)	Eff (η%)	Power Factor (CosΦ)	Rated Torque (NM)	Start Torque (NM)	Pull on Torque (NM)
	(kW)	(HP)									
TY2-80M1-4	0.55	0.75	380	1.10	50/60	1500/1800	85.1	0.86	3.5	7	8
TY2-80M2-4	0.75	1	380	1.50	50/60	1500/1800	86	0.86	4.8	9.6	11
TY2-90S-4	1.10	1.5	380	2.20	50/60	1500/1800	87.6	0.87	7	14	16
TY2-90L-4	1.50	2.2	380	2.90	50/60	1500/1800	87.6	0.88	9.6	19.2	22
TY2-100L1-4	2.20	3	380	4.20	50/60	1500/1800	88.9	0.90	14	28	32
TY2-100L2-4	3.00	4	380	5.60	50/60	1500/1800	89.8	0.90	19.1	38.2	43.9
TY2-112M-4	4.00	5.5	380	7.10	50/60	1500/1800	90.6	0.93	25.4	50.8	58
TY2-132S-4	5.50	7.5	380	9.10	50/60	1500/1800	91.6	0.99	35	70	80
TY2-132M-4	7.50	10	380	12.40	50/60	1500/1800	92.5	0.99	47.8	95.6	110



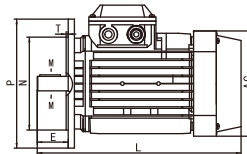
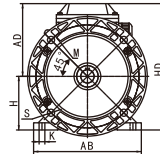
B3



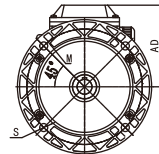
B34



B35



B5



Frame size	B3 Installation size(mm)									B14 Installation size(mm)					B5 Installation size(mm)					Overall Dimension(mm)							
	H	A	B	C	D	E	F	G	K	M	N	P	R	S	T	M	N	P	R	S	T	AB	AD	AC	HD	L	HE
TY2-80M	80	125	100	50	19	40	6	15.5	10	100	80	120	0	M6	3.5	165	130	200	0	12	3.5	158	108	142	188	290	185
TY2-90S	90	140	100	56	24	50	8	20	10	115	95	140	0	M8	3.5	165	130	200	0	12	3.5	175	184	154	205	310	195
TY2-90L			125																				115				
TY2-100L	100	160	140	63	28	60	8	24	12	130	110	155	0	M8	4	215	180	250	0	15	4	200	132	182	237	380	245
TY2-112M	112	190	140	70	28	60	8	24	12	130	110	160	0	M8	4	215	180	250	0	15	4	225	152	204	265	400	265
TY2-132S	132	216	140	89	38	80	10	33	12	165	130	200	0	M10	4	265	230	300	0	15	4	255	175	245	305	470	315
TY2-132M			178																								