



INTRODUCING THE STAR TENT

— Camp Themed Tent Range —

Bolin Star Tent is themed with appearance, combined with sturdy mesh frame structure, anti-corrosion high quality outer tent fabric, plasticity, all-season comfort, environmental protection and can be rebuilt and other advantages. The construction process of Bolin Star Tent does not need to destroy the land, and it can be adapted to different terrains to meet the needs of different environments such as seashore, woods, rocks and rugged roads. Translated with www.DeepL.com/Translator (free version)



MATERIAL PARAMETERS

STRUCTURE

Brackets

High quality Q235 galvanised steel pipe
Pipe Size:26*1.5mm
Surface treatment: car paint level baking paint process
Hardware fittings: stainless steel screws as standard



Tarpaulin

The best quality tarpaulin supplier in China
Outer Tent Fabric:850g/m2 double-surface PVC coated razor cloth
Inner Tent Fabric:140g/m2 double-layer cotton Oxford cloth

EXTERNALLY

DOOR

Portal

Domestic best quality door and window supplier
Door and window material: 80 broken bridge aluminium alloy profile
Door Lock Fittings: Hobo International Brand
Glass Specification: Tempered Hollow 5+20+5mm



Furniture

Domestic first-line furniture brand suppliers
Furniture material: rubber wood solid wood
Style:Scandinavian
Grade:4 star standard

INSIDE

PERFORMANCE PARAMETERS

Life Span

The life span of the tent mainly depends on the good anti-aging properties of the tarpaulin material. Good anti-aging properties, generally in 8-10 years life. Although the tarpaulin is wear-resistant and durable, it also has the properties of waterproof, fireproof, mouldproof, anti-corrosion and tear-resistant.

Windbreaks

The wind resistance of a tent depends on the way the base is attached. The tent has a solid base that is resistant to typhoons up to level 12, snow and wind. Load 0.30kN/m²



Eco-friendly

The product itself is a customised product, and there is no relevant national standard specification. However, all of our materials have passed the nationally recognised environmental testing reports, green product labels and certificates of conformity.

Thermal Insulation

The tent is standardised with a 2-layer tent fabric, suitable for a wide range of conditions from 40°C to minus 10°C. If optional floor heating, air conditioning, fireplace and other configurations colder conditions can be met!

EXCLUSIVE CUSTOMISATION

Size Selection

Selecting the size of the exterior also requires an understanding of whether the interior is the right size for the use.

External Design

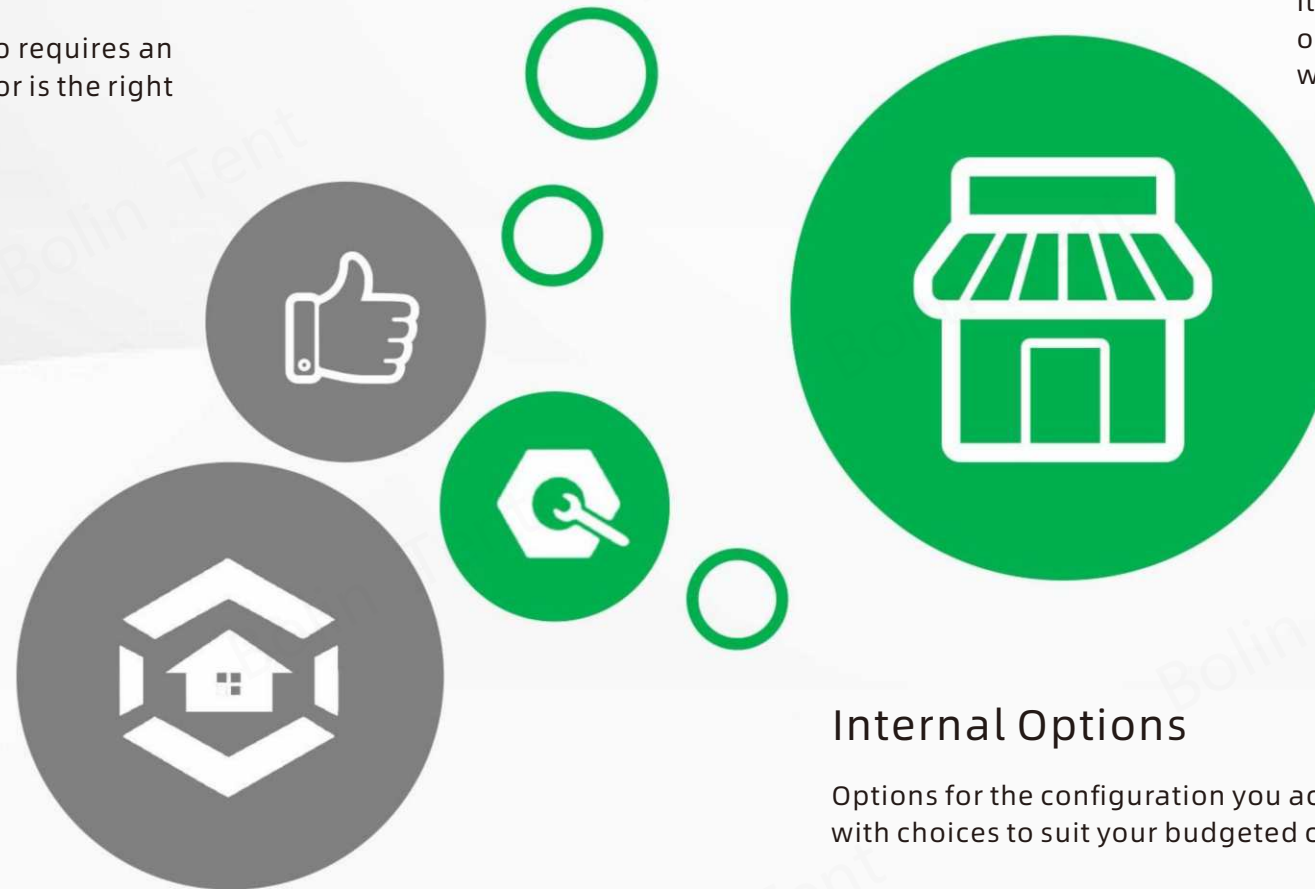
It is important to correctly design the external orientation such as doors, windows and vents, which are also customised to the site!

External Options

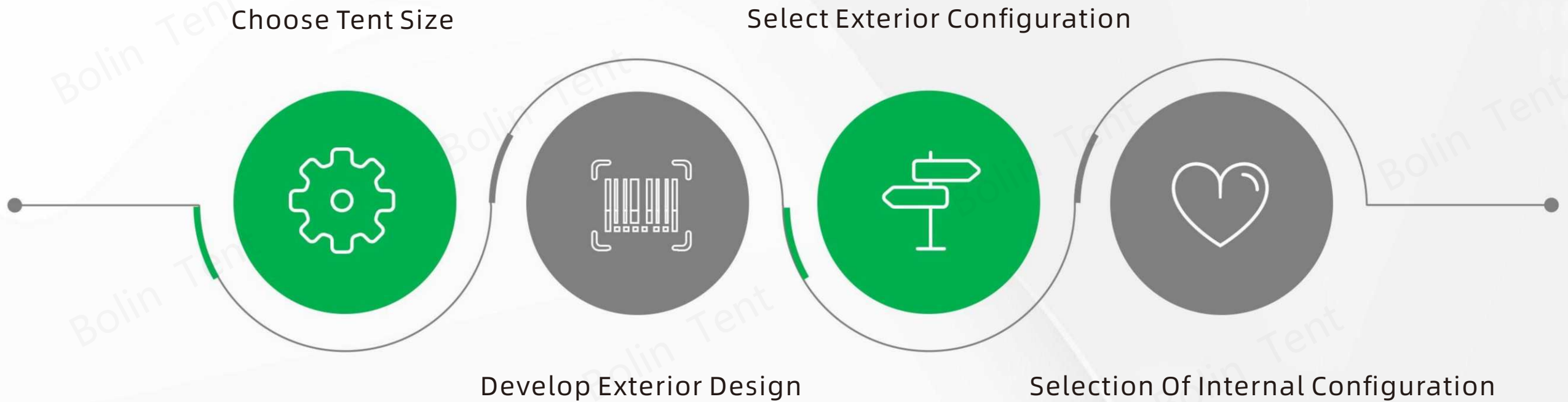
Options for the configuration you actually need, available according to your budgeted costs.

Internal Options

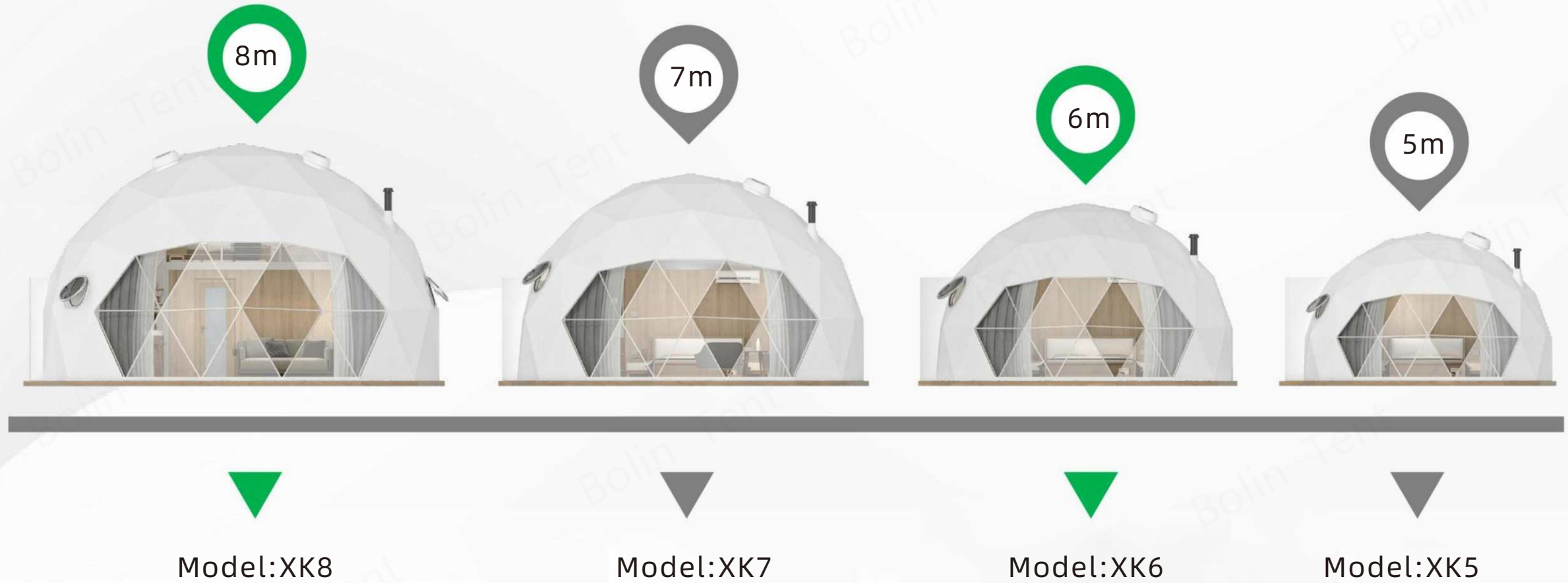
Options for the configuration you actually need, with choices to suit your budgeted costs.




CUSTOMISATION PROCESS



SIZE SELECTION



AREA SELECTION



AREA SELECTION



EXTERNAL DESIGN

1 Main Entrance Position

There are 4 locations for the main entrance different orientations to choose from

2 Window Position

Window positions are available in 4 different orientations You can choose from 4 different positions and more.

3 Round Mouth With Translucent Coating

4 different positions for the light-permeable opening The position of the translucent opening is available in 4 different orientations and can be multi-selected.

4 Ventilation Opening


There are 4 different positions for the air vents. Optional and multi-option, if fitted No re-selection is recommended with an exhaust fan.

5 Transparent Skylight

Transparent skylight adopts 4# transparent fabric For stargazing and light transmission at night

6 Fabric Colour

14 regular colours available Below



1#	RLA 9016	2#	RLA 1000	3#	RLA 1001	4#	RLA 0000	5#	RLA 8025	6#	RLA 7001	7#	RLA 7035
8#	RLA 1003	9#	RLA 6002	10#	RLA 6024	11#	RLA 6032	12#	RLA 6021	13#	RLA 9005	14#	RLA 5015

COLOUR SELECTION



Fig. Reactionary



Grey



Desert Yellow



Dark Khaki



Light Khaki



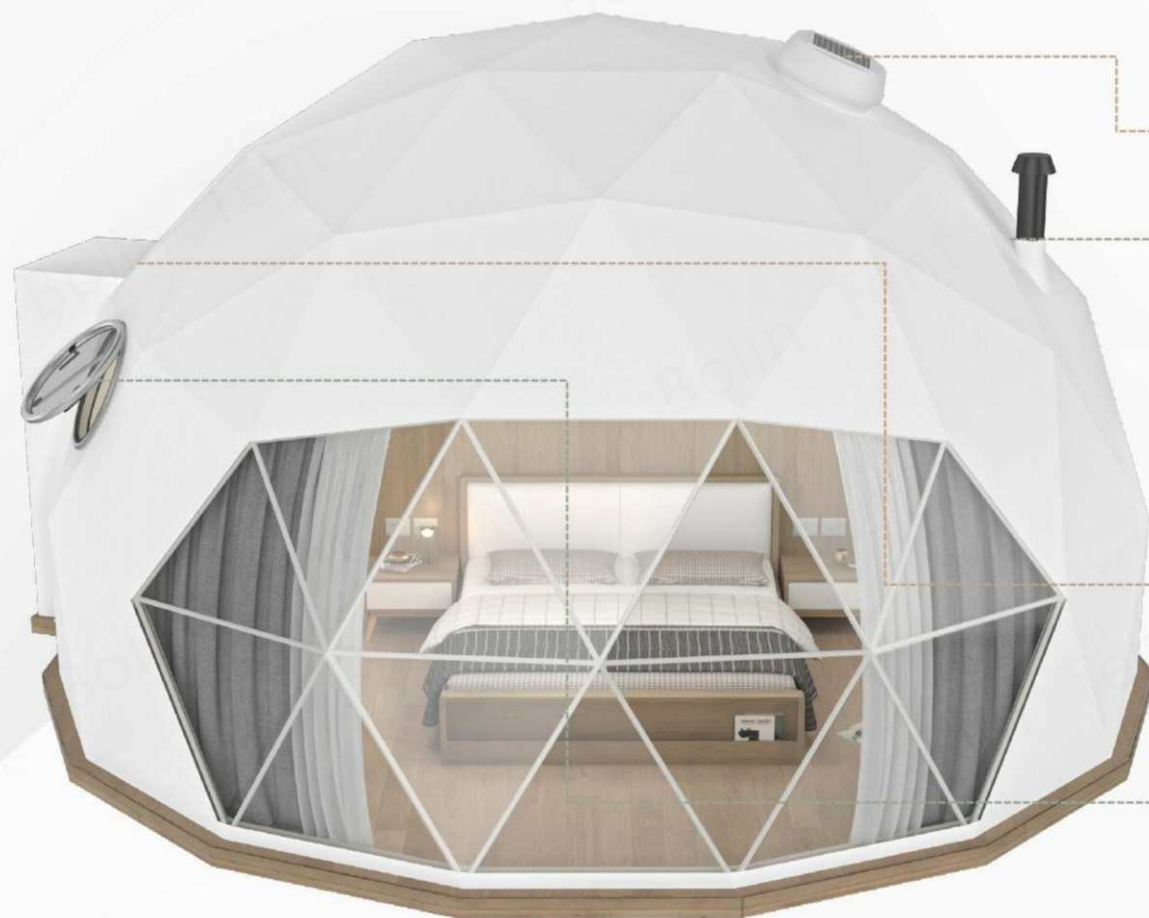
Dark Green

Fabric Colour

14 regular colours available Below

1#	RLA 9016	2#	RLA 1000	3#	RLA 1001	4#	RLA 0000	5#	RLA 8025	6#	RLA 7001	7#	RLA 7035
8#	RLA 1003	9#	RLA 6002	10#	RLA 6024	11#	RLA 6032	12#	RLA 6021	13#	RLA 9005	14#	RLA 5015

EXTERNAL OPTIONS



Exhaust Fan

Solar-powered, controlled switchable exhaust fan

Smoke Vent

Smoke vents, also known as smoke vents, can be connected to conventional fireplace vents or customised fireplaces.

Glass Door

Aluminium insulating glass door, door and frame are seamlessly integrated.

Glazed Windows Tarpaulin Window

Aluminium glazed windows with special fittings to ensure a watertight seal.


RADIO COST



Triangular Tarpaulin Windows



Triangular Glazed Windows



Round Tarpaulin Glazed Windows



Round Shaped Glass Windows



Glass Doors



Solid Wooden Doors



Solar Exhaust Fans



Smoke Vents

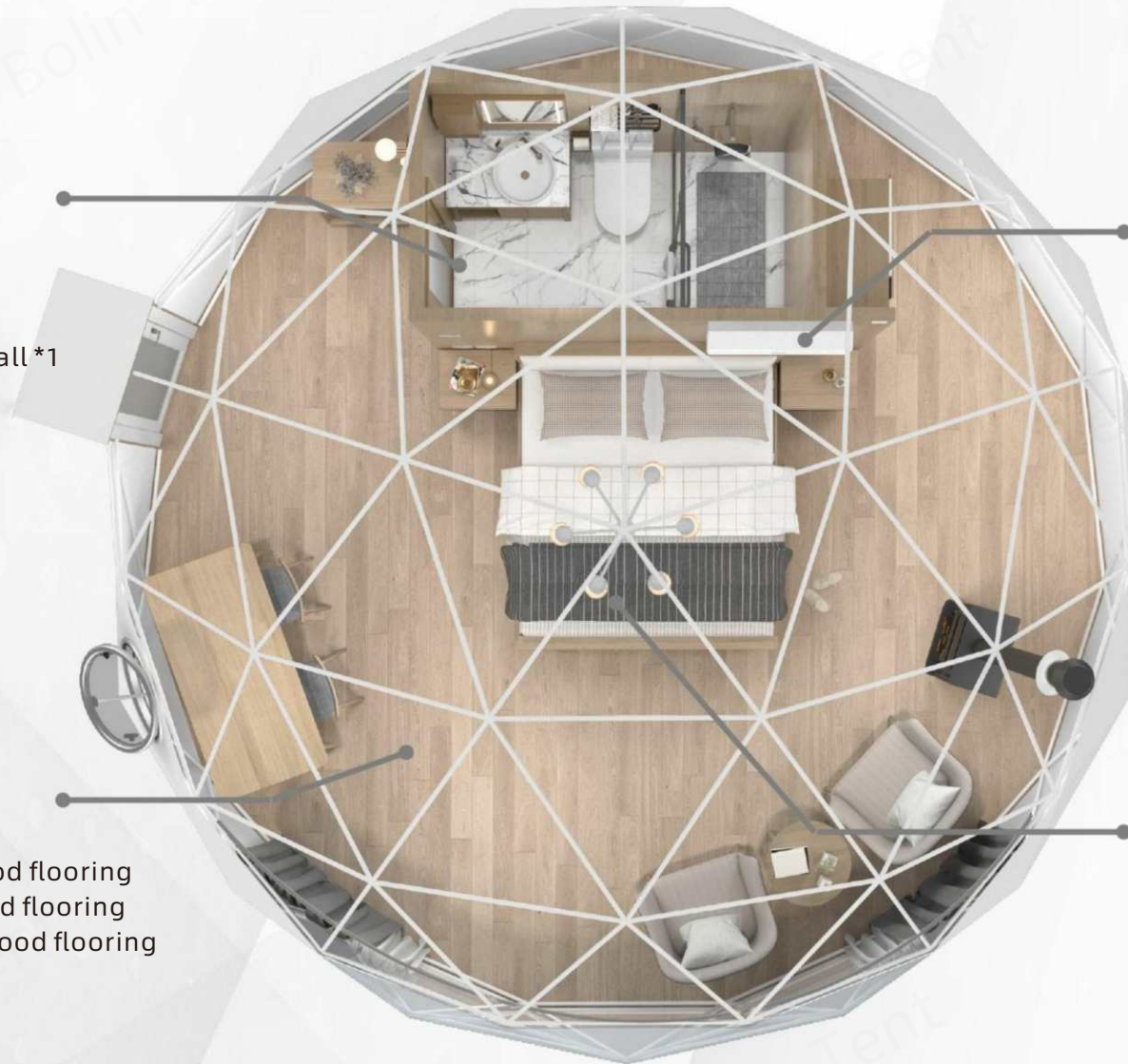
INTERNAL OPTIONS

WC

List content ceiling*1
Dry and wet separation *1
Washbasin*1
Shower set *1
Wooden veneer aluminium wall *1
Waterproof floor *1
Toilet *1
Towel rack *1

Wooden Floor

Standard locking plastic wood flooring
Luxury multi-layer solid wood flooring
Electric floor heating solid wood flooring



Furniture

Contents of the list
Curtain *1
Mattress *1
Wardrobe *1
Leisure table '1

Dining table and chairs
Real fireplace

Solid wood bed *1
Bedside table*2
Sideboard*1
Leisure chairs '2

Home Appliances

Task list
Bedroom chandelier*1
2P air-conditioner*1
Hanging Hair Dryer '1
Indoor wall lamp*1
Kettle *1
Motorised skylight curtains

RADIO COST



Bathroom



Bed/matbed

Side Table



Leisure Chair
Leisure Table



Tea Table
Sofa Chair



80cm Wardrobe
100cm Wardrobe



50' Tv
120cm Tv Stand



80cm Sideboard



250cm Cabinet
300cm Cabinet



Dining Chair
140cm Dining Table

INSTALLATION COSTS



Main Body Installation

5 operators for main body installation/external fittings installation

Completed in 8 hours

Bathroom Installation

2 workers for wall installation / sanitary ware installation / hardware fittings

Completed in 4 hours

Flooring

2 Operators Floor Cutting, Floor Laying

Completed in 8 hours

Furniture Installation

2 Operators Furniture Installation, Appliance Installation

Completed in 6 hours

BILLING METHOD



Product Costs

Cost content: main price +
external design items +
external options +
internal options

Transport Costs

Cost content: Packing fee +
logistics fee + transit fee +
handling fee

Installation

Cost content: Installation
fee + sanitation fee

Total Cost

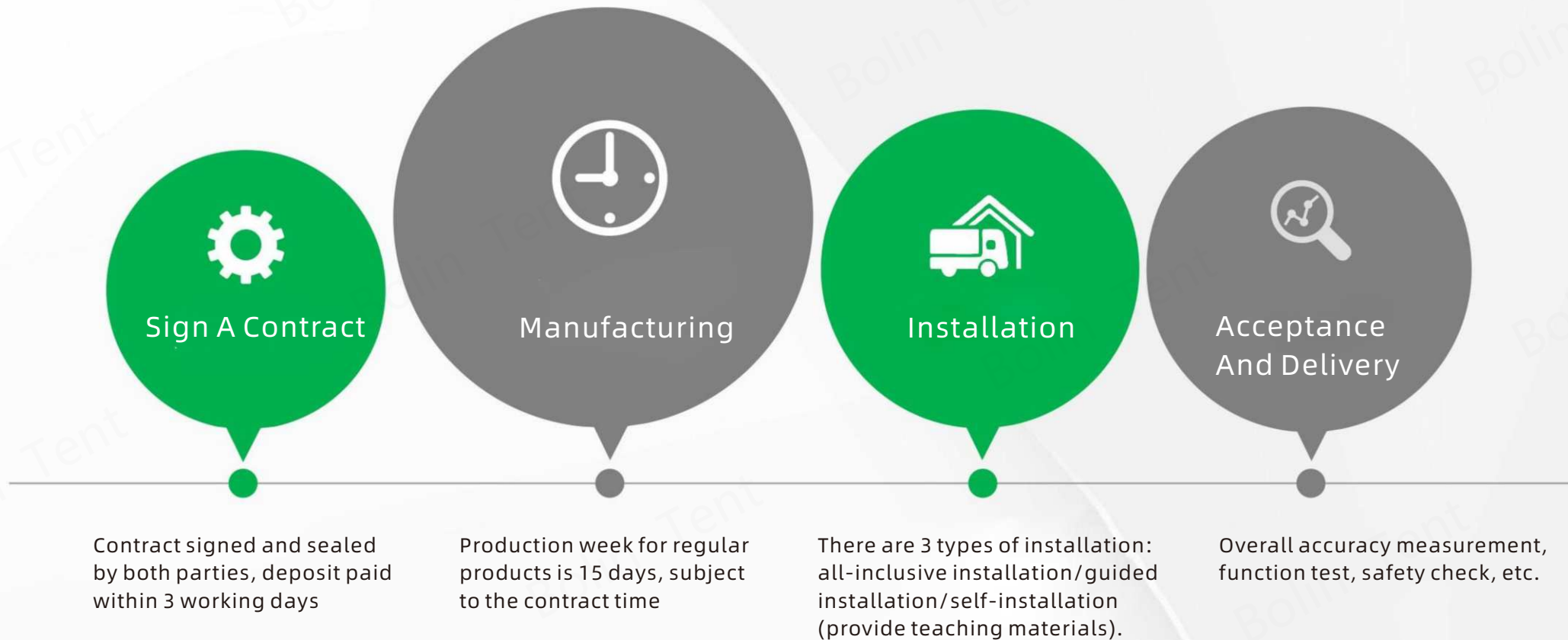
Cost content: product cost +
transport cost + installation
cost + tax cost

Partial Cost Description:

- (1) Packing fee is usually for the export of a complete set of wooden crates
- (3) Sanitation fee is the cost of cleaning up the packaging waste after the installation is completed.

- (2) Transit fee for the transport vehicle can not reach the installation site of the secondary transport costs incurred
- (4) Taxes are the operating costs incurred by the public receipts enterprises.

COOPERATION PROCESS



ABOUT US



Bolin Tents

Guangzhou Bolin Tent Co., Ltd. provides all types of assembled tents for all walks of life after years of hard work and development, has a certain scale and strength.

Located in Panyu District, Bolin Tent has a plant area of 5000 square metres and a professional service team of 100+ people. Bolin tents set R & D, design, planning, production, installation, after-sales in one, high salaries to hire the industry's well-known design team, while purchasing imported production equipment from Germany, in a timely manner to meet the diversified needs of the community, the products are exported to the Middle East, North and South America, Australia, Africa, Europe, Southeast Asia and other 160 countries and regions, and enjoys a good reputation and credibility in the international arena.

Over the years, Bolin tents with high-quality products, first-class service, ultra-low prices to win the trust and favour of the majority of customers, so that our tent products throughout the domestic and overseas thanks to the support of the majority of new and old customers, Bolin tents will be more efforts to forge ahead with better quality and more efficient service back to the majority of customers! We use high-quality aluminium tents to provide users with perfect and reliable temporary space solutions, with experienced professional engineering team, to provide you with 'one-stop' service.

Synopsis

CASE STUDIES

You Imagine, I Create Designed For Camping

At Luxury, we will bring your campsite ideas to life. We offer a 'one-stop shop' for all services, giving you a leg up on the competition and allowing your customers to experience a unique holiday experience that is unlike any other.





INTRODUCING THE STAR TENT

— Camp Themed Tent Range —

Bolin Star Tent is themed with appearance, combined with sturdy mesh frame structure, anti-corrosion high quality outer tent fabric, plasticity, all-season comfort, environmental protection and can be rebuilt and other advantages. The construction process of Bolin Star Tent does not need to destroy the land, and it can be adapted to different terrains to meet the needs of different environments such as seashore, woods, rocks and rugged roads. Translated with www.DeepL.com/Translator (free version)

