



INTRODUCING THE STAR TENT

— Camp Themed Tent Range —

Bolin dome tent is renowned for its unique appearance and sturdy grid structure. It employs moisture-proof and corrosion-resistant high-quality fabrics. Not only is it highly malleable and suitable for all seasons, but it is also environmentally friendly and recyclable. During the construction process, there is no need to damage the surface. Moreover, it can adapt to various terrains, be it seaside, forest, rocks, or rugged terrain. It can effortlessly meet your construction requirements.



MATERIAL PARAMETERS

Structure

Bracket

- High-quality Q235 galvanized steel pipe.
- Surface treatment: car paint-level baking varnish process
- Hardware accessories: standard stainless steel screws



Doors and Windows

Front Door

- The most high-quality doors and windows supplier in China
- Material: 80 broken bridge aluminum alloy profile
- Door lock accessories: HOPPE international brand
- Glass specification: tempered insulating glass 5+20+5mm



PVC/PVDF

- The most high-quality tent cloth supplier in China.
- Outer: 850g/m² double-sided treated PVC coated scraper cloth
- Inner : 140g/m² double-layer quilted Oxford cloth.



Externally

Inside

Furniture

- Domestic first-line furniture brand suppliers
- Furniture material: rubber wood solid wood
 - Style: Scandinavian
 - Grade: 4 star standard



PERFORMANCE PARAMETERS

Life Span

The life span of the tent mainly depends on the good anti-aging properties of the tarpaulin material. Good anti-aging properties, generally in 8-10 years life. Although the tarpaulin is wear-resistant and durable, it also has the properties of waterproof, fireproof, mouldproof, anti-corrosion and tear-resistant.

Windbreaks

The wind resistance of a tent depends on the way the base is attached. The tent has a solid base that is resistant to typhoons up to level 12, snow and wind. Load 0.30kN/m²



Eco-friendly

The product itself is a customised product, and there is no relevant national standard specification. However, all of our materials have passed the nationally recognised environmental testing reports, green product labels and certificates of conformity.

Thermal Insulation

The tent is standardised with a 2-layer tent fabric, suitable for a wide range of conditions from 40°C to minus 10°C. If optional floor heating, air conditioning, fireplace and other configurations colder conditions can be met!

EXCLUSIVE CUSTOMISATION

Size Selection

Selecting the size of the exterior also requires an understanding of whether the interior is the right size for the use.

External Design

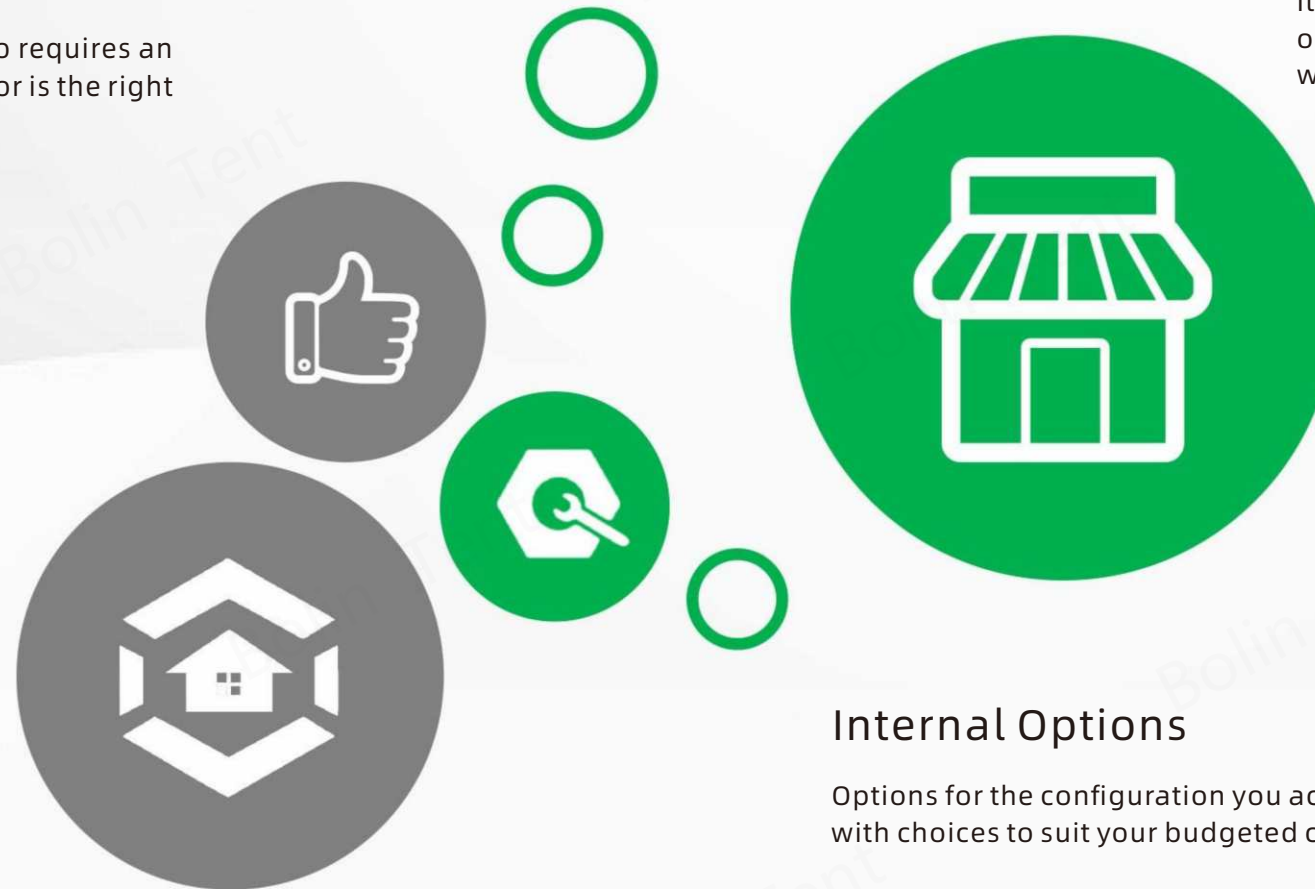
It is important to correctly design the external orientation such as doors, windows and vents, which are also customised to the site!

External Options

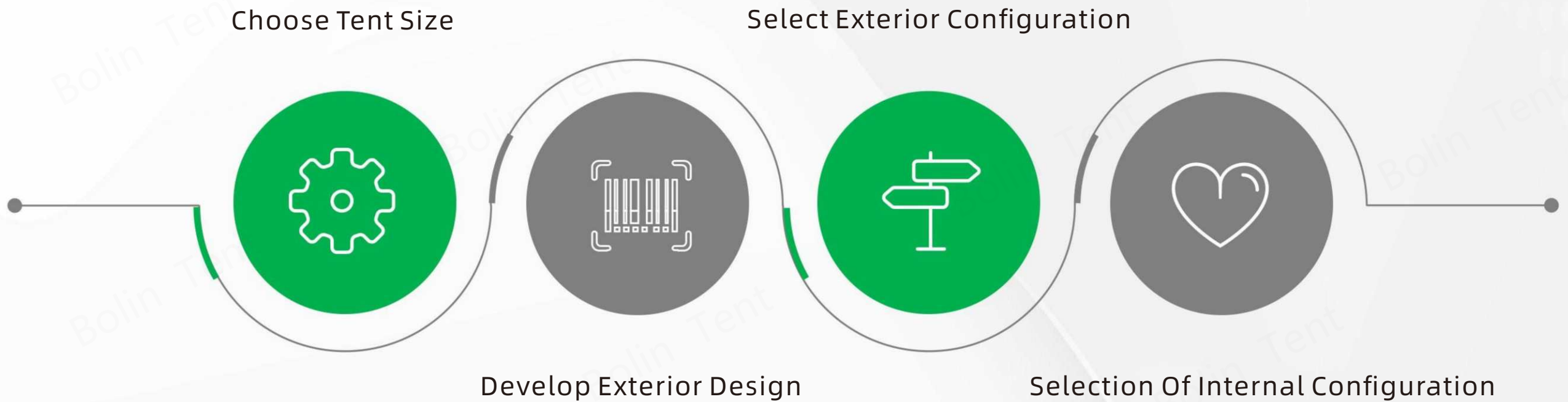
Options for the configuration you actually need, available according to your budgeted costs.

Internal Options

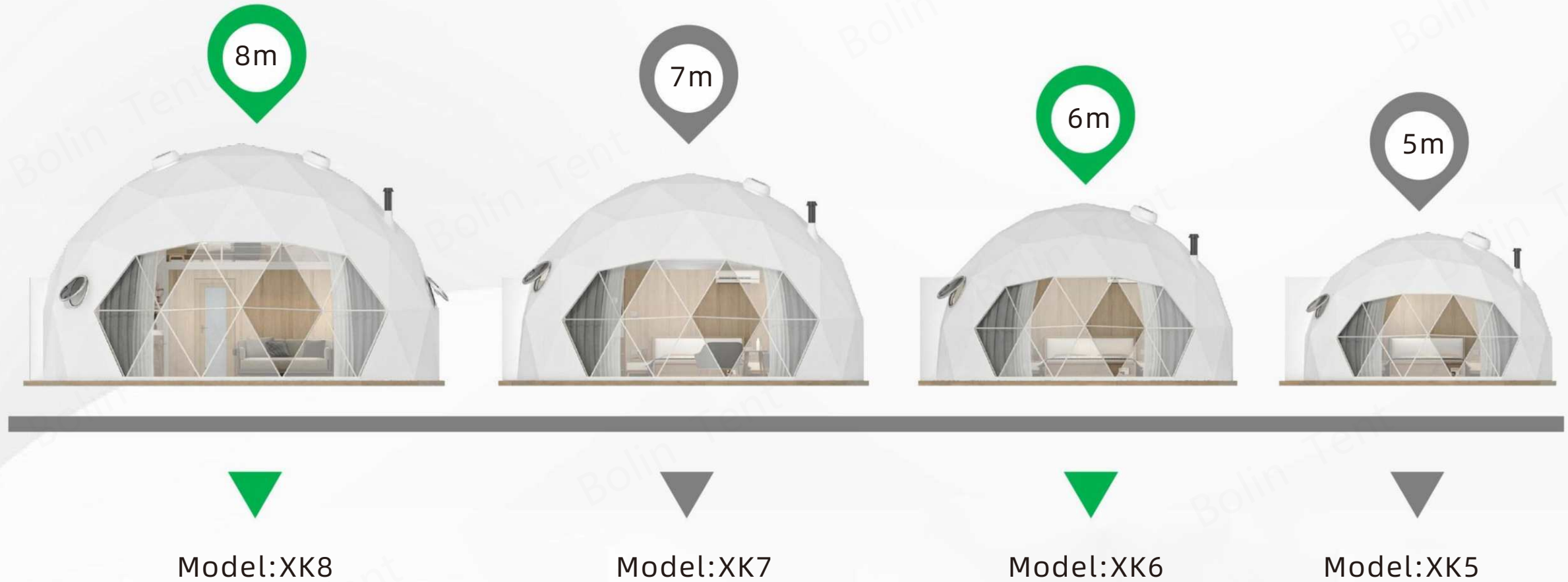
Options for the configuration you actually need, with choices to suit your budgeted costs.



CUSTOMISATION PROCESS




SIZE SELECTION



AREA SELECTION

Xk8

50m²




Xk7

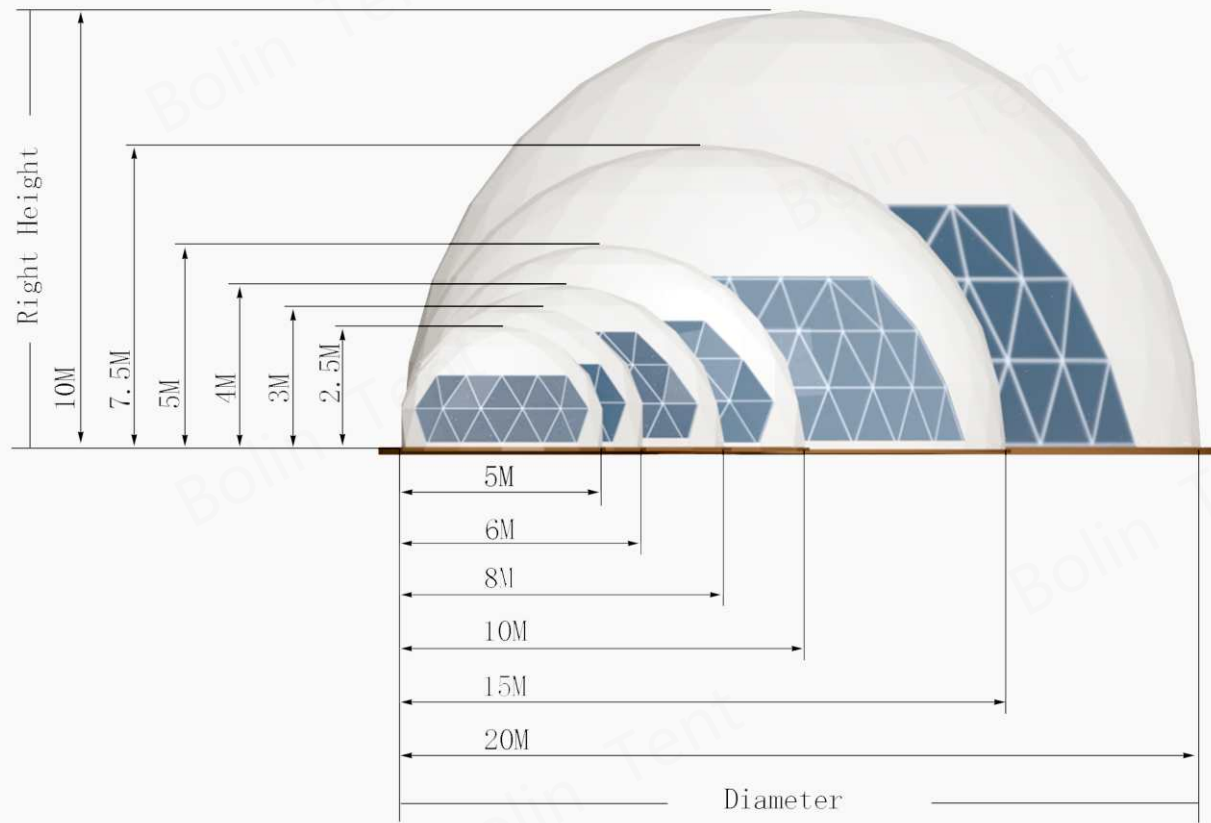
38.5m²



AREA SELECTION



AREA SELECTION



PARAMETER
DIMENSIONS TABLE

Diameter/m	5m	6m	7m	8m	10m	15m	20m
Floor Area/m ²	19	28	35	50	79	117	314
Top Height/m	2.9	3.5	3.5	4.0	5.0	7.5	10.0
Capacity	1~2 people Sleeping	1~2 people Sleeping	2~3 people Sleeping	2~4 people Sleeping	30~50 people Glamping	30~50 people Glamping	30~50 people Glamping

EXTERNAL DESIGN

1 Main Entrance Position

There are 4 locations for the main entrance different orientations to choose from

2 Window Position

Window positions are available in 4 different orientations You can choose from 4 different positions and more.

3 Round Mouth With Translucent Coating

4 different positions for the light-permeable opening The position of the translucent opening is available in 4 different orientations and can be multi-selected.

4 Ventilation Opening


There are 4 different positions for the air vents. Optional and multi-option, if fitted No re-selection is recommended with an exhaust fan.

5 Transparent Skylight

Transparent skylight adopts 4# transparent fabric For stargazing and light transmission at night

6 Fabric Colour

14 regular colours available Below



COLOUR SELECTION



Fig. Reactionary



Grey



Desert Yellow



Dark Khaki



Light Khaki



Dark Green

Fabric Colour

14 regular colours available Below

1#	RLA 9016	2#	RLA 1000	3#	RLA 1001	4#	RLA 0000	5#	RLA 8025	6#	RLA 7001	7#	RLA 7035
8#	RLA 1003	9#	RLA 6002	10#	RLA 6024	11#	RLA 6032	12#	RLA 6021	13#	RLA 9005	14#	RLA 5015

INSULATION OPTION



No Insulation



Cotton

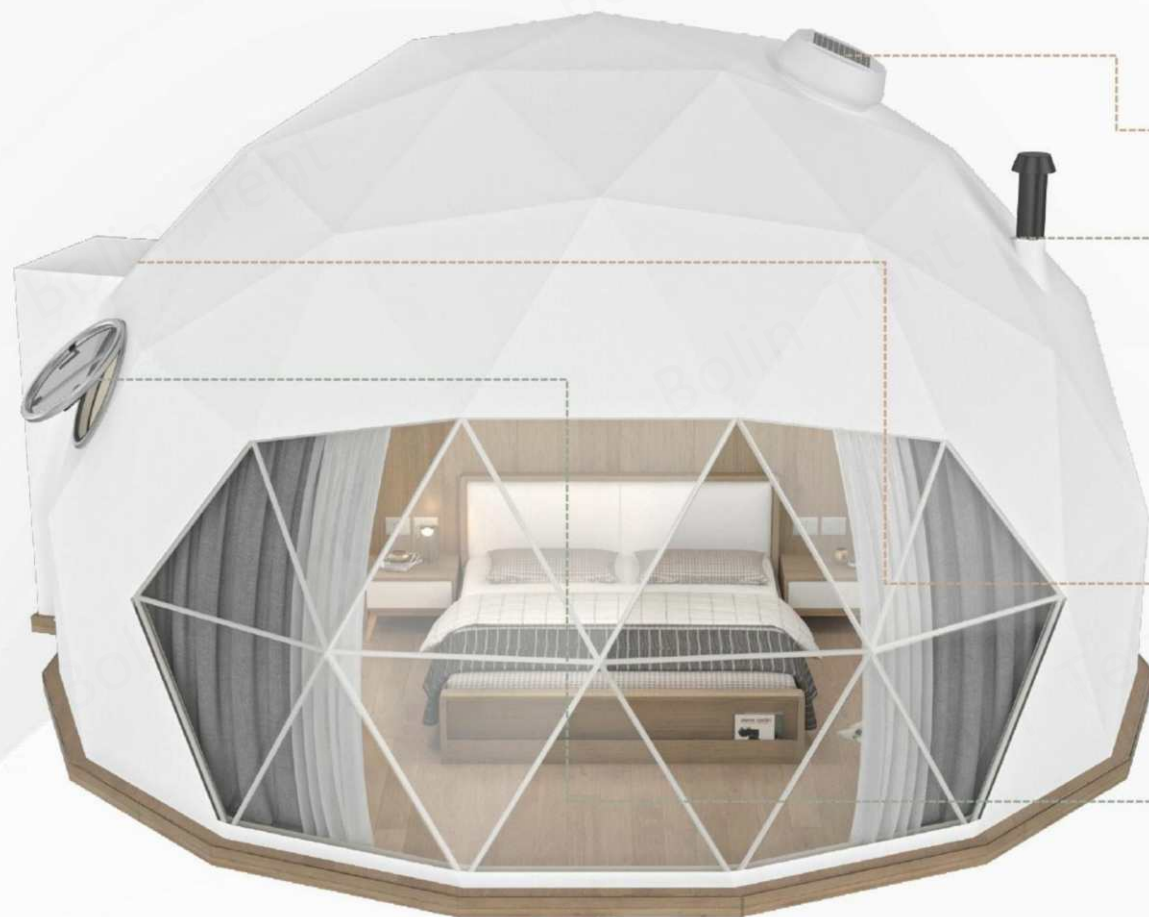


Linings + Aluminum Foil



Linings + Cotton + Aluminum Foil Wrap Insulation Lining

EXTERNAL OPTIONS



Solar Exhaust Fan

Solar energy storage controllable switch exhaust fan.

Stock Jack

Can be connected to a conventional fireplace pipe or a customized stove.

Glass Door

Aluminium insulating glass door, door and frame are seamlessly integrated.

Glass Windows

Aluminum alloy glass window and special connection accessories ensure sealing and waterproofing.


RADIO COST



Triangular Tarpaulin Windows



Triangular Glazed Windows



Round Tarpaulin Glazed Windows



Periscope Glass



Glass Doors



Solid Wooden Doors



Solar Exhaust Fan



Stock Jacks

INTERNAL OPTIONS

Toilet

ceiling*1
Dry and wet separation *1
Sink*1
Shower set *1
Wooden veneer aluminium wall *1
Waterproof floor *1
Toilet *1
Towel rack *1

Wooden Floor

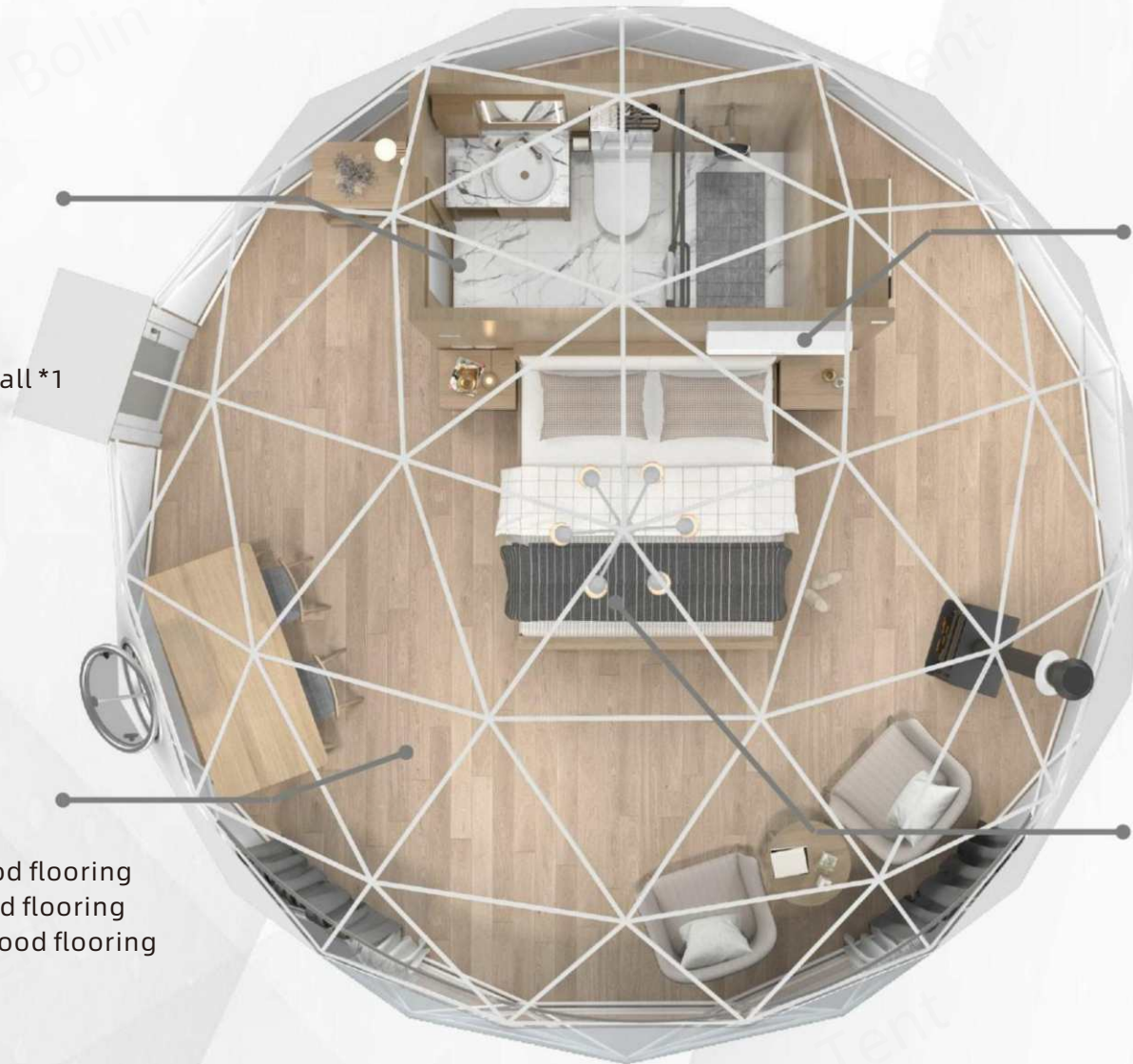
Standard locking plastic wood flooring
Luxury multi-layer solid wood flooring
Electric floor heating solid wood flooring

Furniture

Contents of the list
Curtain *1
Mattress *1
Wardrobe *1
Leisure table '1
Dining table and chairs
Real fireplace
Solid wood bed *1
Bedside table*2
Sideboard*1
Leisure chairs '2

Appliances

Task list
Bedroom chandelier*1
2P air-conditioner*1
Hanging Hair Dryer '1
Indoor wall lamp*1
Kettle *1
Motorised skylight curtains



RADIO COST



Bathroom



Bed/matbed

Side Table



Leisure Chair
Leisure Table



Tea Table
Sofa Chair



80cm Wardrobe
100cm Wardrobe



50' Tv
120cm Tv Stand



80cm Sideboard



250cm Cabinet
300cm Cabinet



Dining Chair
140cm Dining Table

INSTALLATION COSTS



Main Body Installation

5 operators for main body installation/external fittings installation

Completed in 8 hours

Bathroom Installation

2 workers for wall installation / sanitary ware installation / hardware fittings

Completed in 4 hours

Flooring

2 Operators Floor Cutting, Floor Laying

Completed in 8 hours

Furniture Installation

2 Operators Furniture Installation, Appliance Installation

Completed in 6 hours

BILLING METHOD



Product Costs

Cost content: main price +
external design items +
external options +
internal options

Transport Costs

Cost content: Packing fee +
logistics fee + transit fee +
handling fee

Installation

Cost content: Installation
fee + sanitation fee

Total Cost

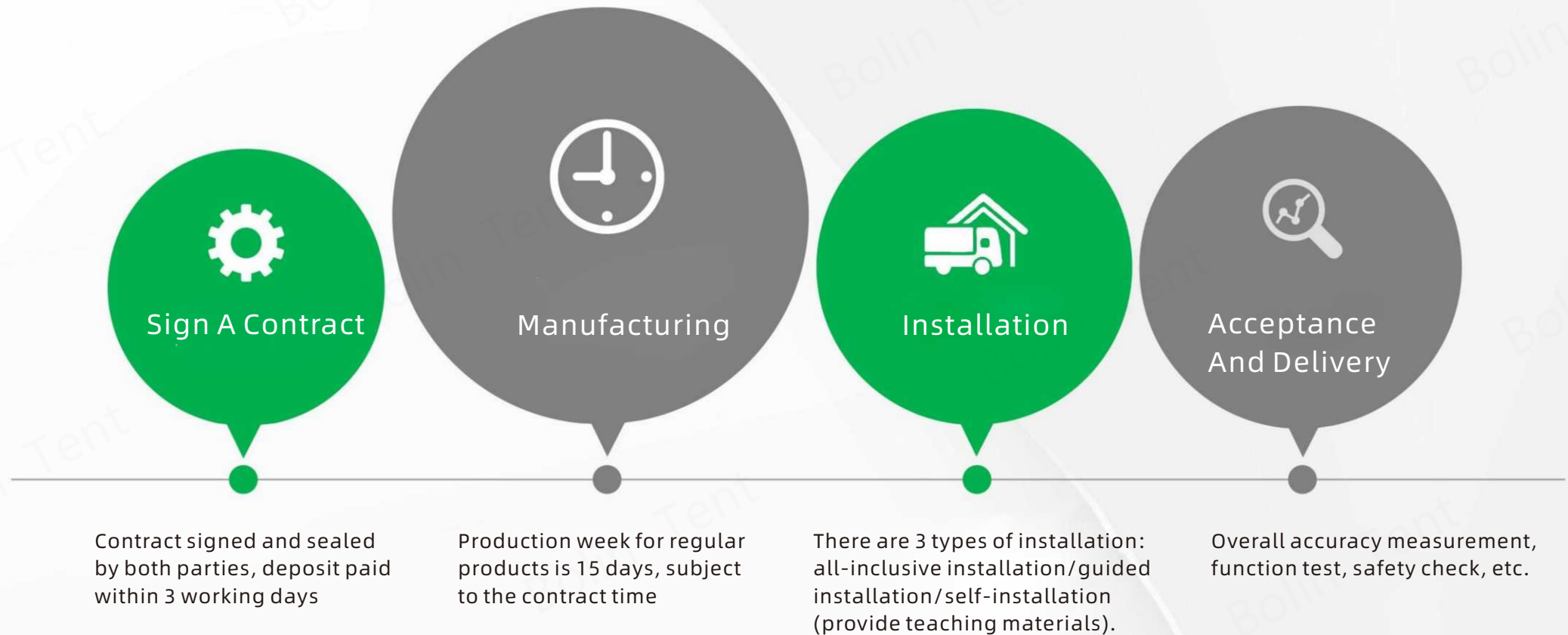
Cost content: product cost +
transport cost + installation
cost + tax cost

Partial Cost Description:

- (1) Packing fee is usually for the export of a complete set of wooden crates
- (3) Sanitation fee is the cost of cleaning up the packaging waste after the installation is completed.

- (2) Transit fee for the transport vehicle can not reach the installation site of the secondary transport costs incurred
- (4) Taxes are the operating costs incurred by the public receipts enterprises.

COOPERATION PROCESS



ABOUT US



Profile

Guangzhou Bolin Tent Co., Ltd. is located in Panyu District, Guangzhou. Boasting a 5,000-square-meter production base and a professional service team of over 100 personnel. We offer a comprehensive suite of services spanning from research and development to after-sales. Specializing in the manufacture of diverse types of assembled tents, we serve customers with an experienced and professional engineering construction team.

Drawing on extensive industry experience, we have garnered the trust and endorsement of customers through excellent product quality, exemplary customer service, and highly competitive pricing. Employing advanced German equipment and being equipped with a top-notch design team empowers us to produce tent products that cater to the diverse needs of the global market. Moreover, our tents are exported to over 160 countries and regions, carving out a niche in the overseas market and thereby establishing our formidable international influence and sterling reputation.

Choose Bolin Tent and enjoy one-stop professional service.

CASE STUDIES

You Imagine, I Create Designed For Camping

At Luxury, we will bring your campsite ideas to life. We offer a 'one-stop shop' for all services, giving you a leg up on the competition and allowing your customers to experience a unique holiday experience that is unlike any other.

