



PROCUREMENT DIRECTORY

LeisurePlay,Hi-Q SPLASH PAD




Leisure playground toys (Shanghai) Co.,Ltd

+86 150 0065 1436

leisureplay@leisure-playground.com

No.168, Dongshe road, Songjiang district, ShangHai
201600, PR China



LeisurePlay was founded in 2008 and has grown into a leading comprehensive amusement equipment solutions provider. Our core expertise lies in the development, design, manufacture, supply and installation of water park and dry land park equipment. Over the years, we have accumulated a strong influence in the industry and have a large R&D business office in the bustling Songjiang business district. In addition, we have a large production base covering an area of 20 acres in Guande and a 30,000 square meter factory building in Hebei.

At LeisurePlay, we are committed to maintaining a culture of innovation and unwavering quality. This dedication enables us to curate a diverse product portfolio to meet the ever-evolving needs of our customers. Our products cover a wide range of attractions, including paddling pools, water slides, playground equipment and more.

Our esteemed clients include countless global partners, from amusement parks and resorts to municipalities and commercial organizations. We pride ourselves on being able to tailor our services to meet each client's unique requirements, ensuring unparalleled satisfaction and success.

The backbone of our success lies in our dedicated team of professionals who bring a wealth of experience and expertise to every project. Their unwavering commitment to excellence helps drive our business growth and solidify our position as an industry leader.

In line with our commitment to delivering an exceptional experience, we have invested in state-of-the-art facilities that allow us to maintain the highest production and service standards. Our facilities are equipped with cutting-edge technology and adhere to strict quality control measures to ensure that every product leaving our factory is of the highest quality.

Going forward, we are committed to expanding our global footprint and forming new partnerships that will propel us to greater heights. Our future plans include continued investment in research and development, as well as exploring emerging technologies to further enhance our products.

At LeisurePlay, we are committed to exceeding expectations and setting new standards in the amusement equipment industry. With an unwavering commitment to innovation, quality and customer satisfaction, we are ready to continue our journey of growth and success.

- Fish sprayer
- MODEL:TM-2101
- SIZE:69*36*104CM
- MATERIAL:STAINLESS STEEL
- WATER FLOW:3M3/H




- Tall frog
- MODEL:TM-2103
- SIZE:51*51*91CM
- MATERIAL:STAINLESS STEEL
- WATER FLOW:6M3/H



- Spray pad
- MODEL:TM-2105
- SIZE:45*40*76CM
- MATERIAL:STAINLESS STEEL
- WATER FLOW:3M3/H



- Scrab pad
- MODEL:TM-2107
- SIZE:56*40*90CM
- MATERIAL:STAINLESS STEEL
- WATER FLOW:3M3/H



- Snail sprayer
- MODEL:TM-2102
- SIZE:65*61*160CM
- MATERIAL:STAINLESS STEEL
- WATER FLOW:6M3/H



- Frog head
- MODEL:TM-2104
- SIZE:50*50*70CM
- MATERIAL:STAINLESS STEEL
- WATER FLOW:3M3/H




- Frog sprayer
- MODEL:TM-2106
- SIZE:160*100*250CM
- MATERIAL:STAINLESS STEEL
- WATER FLOW:6M3/H



- Three leg frog
- MODEL:TM-2108
- SIZE:95*95*265CM
- MATERIAL:STAINLESS STEEL
- WATER FLOW:6M3/H



- **WATER GLOBE**
- MODEL:TM-2109
- SIZE:Ø80CM
- MATERIAL:STAINLESS STEEL
- WATER FLOW:4M3/H



- **Water door**
- MODEL:TM-2111
- SIZE:195*15*224CM
- MATERIAL:STAINLESS STEEL
- WATER FLOW:6M3/H



- **Sunflower door**
- MODEL:TM-2113
- SIZE:240*67*216CM
- MATERIAL:STAINLESS STEEL
- WATER FLOW:8M3/H



- **Water leaf**
- MODEL:TM-2115
- SIZE:250*87*270CM
- MATERIAL:STAINLESS STEEL
- WATER FLOW:6M3/H



- **Tink bell**
- MODEL:TM-2110
- SIZE:80*42*255CM
- MATERIAL:STAINLESS STEEL
- WATER FLOW:4M3/H



- **Water caterpillar**
- MODEL:TM-2112
- SIZE:80*40*280CM
- MATERIAL:STAINLESS STEEL
- WATER FLOW:4M3/H




- **Water leaf**
- MODEL:TM-2114
- SIZE:160*80*270CM
- MATERIAL:STAINLESS STEEL
- WATER FLOW:4M3/H



- **Water tree**
- MODEL:TM-2116
- SIZE:180*45*360CM
- MATERIAL:STAINLESS STEEL
- WATER FLOW:3M3/H



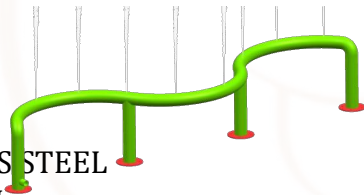
- **Column pad**
- MODEL:TM-2117
- SIZE:43*28*135CM
- MATERIAL:STAINLESS STEEL
- WATER FLOW:4M3/H



- **Water wheel**
- MODEL:TM-2119
- SIZE:43*28*135CM
- MATERIAL:STAINLESS STEEL
- WATER FLOW:3M3/H



- **Water bridge**
- MODEL:TM-2121
- SIZE:266*57*44CM
- MATERIAL:STAINLESS STEEL
- WATER FLOW:5M3/H




- **Water curtain**
- MODEL:TM-2123
- SIZE:115*100*250CM
- MATERIAL:STAINLESS STEEL
- WATER FLOW:6M3/H



- **Water leaf**
- MODEL:TM-2118
- SIZE:39*16*187CM
- MATERIAL:STAINLESS STEEL
- WATER FLOW:2M3/H



- **Sea Anchor**
- MODEL:TM-2120
- SIZE:235*20*188CM
- MATERIAL:STAINLESS STEEL
- WATER FLOW:3M3/H



- **sprayer tree**
- MODEL:TM-2122
- SIZE:82*20*243CM
- MATERIAL:STAINLESS STEEL
- WATER FLOW:3M3/H



- **Dragon**
- MODEL:TM-2124
- SIZE:144*33*300CM
- MATERIAL:STAINLESS STEEL
- WATER FLOW:3M3/H



- **Rainbow loops**
- MODEL:TM-2125
- SIZE:370*20*165CM
- MATERIAL:STAINLE
- WATER FLOW:8M3/H



- **Water door**
- MODEL:TM-2126
- SIZE:268*43*199CM
- MATERIAL:STAINLESS STEEL
- WATER FLOW:5M3/H



- **Water rings**
- MODEL:TM-2127
- SIZE:180*20*160CM((1RING))
- MATERIAL:STAINLESS STEEL
- WATER FLOW:8M3/H



- **Curtain flow**
- MODEL:TM-2128
- SIZE:198*17*224CM
- MATERIAL:STAINLESS STEEL
- WATER FLOW:8M3/H



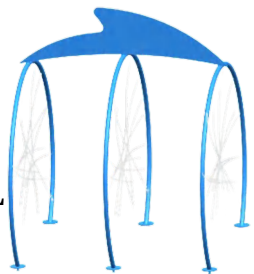
- **ring bridge**
- MODEL:TM-2129
- SIZE:430*80*195CM (1RING)
- MATERIAL:STAINLESS STEEL
- WATER FLOW:6M3/H



- **Small water door**
- MODEL:TM-2130
- SIZE:180*20*100CM
- MATERIAL:STAINLESS STEEL
- WATER FLOW:3M3/H



- **Dolphin rings**
- MODEL:TM-2131
- SIZE:217*245*256CM
- MATERIAL:STAINLESS STEEL
- WATER FLOW:6M3/H



- **Color loops**
- MODEL:TM-2132
- SIZE:308*223*216CM
- MATERIAL:STAINLESS STEEL
- WATER FLOW:6M3/H



- **Cool Stick**
- MODEL:TM-2133
- SIZE:20*20*180CM
- MATERIAL:STAINLESS STEEL
- WATER FLOW:3M3/H




- **Water pad**
- MODEL:TM-2135
- SIZE:20*20*120CM
- MATERIAL:STAINLESS ST
- WATER FLOW:8M3/H




- **Water pad2**
- MODEL:TM-2137
- SIZE:20*20*120CM
- MATERIAL:STAINLESS STEEL
- WATER FLOW:8M3/H



- **Shimmer Sheet**
- MODEL:TM-2139
- SIZE:130*20*250CM
- MATERIAL:STAINLESS STEEL
- WATER FLOW:6M3/H



- **Water Whoopee**
- MODEL:TM-2134
- SIZE:20*20*180CM
- MATERIAL:STAINLESS STEEL
- WATER FLOW:5M3/H



- **Spray column**
- MODEL:TM-2136
- SIZE:110*16*300CM
- MATERIAL:STAINLESS STEEL
- WATER FLOW:5M3/H




- **Water shower**
- MODEL:TM-2138
- SIZE:105*29*254CM
- MATERIAL:STAINLESS STEEL
- WATER FLOW:6M3/H




- **Water pad3**
- MODEL:TM-2140
- SIZE:20*20*120CM
- MATERIAL:STAINLESS STEEL
- WATER FLOW:4M3/H





- Water flower
- MODEL:TM-2141
- SIZE:40*48*105CM
- MATERIAL:STAINLESS STEEL
- WATER FLOW:3M3/H



- Frog door
- MODEL:TM-2143
- SIZE:240*20*200CM
- MATERIAL:STAINLESS S
- WATER FLOW:4M3/H



- Leaf flow
- MODEL:TM-2145
- SIZE:110*45*270CM
- MATERIAL:STAINLESS STEEL
- WATER FLOW:6M3/H



- WhirlPad
- MODEL:TM-2147
- SIZE:Ø40*85CM
- MATERIAL:STAINLESS STEEL
- WATER FLOW:6M3/H




- Step N' Whoosh
- MODEL:TM-2142
- SIZE:60*20*250CM
- MATERIAL:STAINLESS STEEL
- WATER FLOW:3M3/H



- Lotus Petal
- MODEL:TM-2144
- SIZE:81*29*267CM
- MATERIAL:STAINLESS STEEL
- WATER FLOW:5M3/H



- Water tree
- MODEL:TM-2146
- SIZE:150*132*275CM
- MATERIAL:STAINLESS STEEL
- WATER FLOW:7M3/H




- SHAPE SPRAY STAND
- MODEL:TM-2148
- SIZE:50*50*45CM
- MATERIAL:STAINLESS STEEL
- WATER FLOW:4M3/H



- **Water Shooter**
- MODEL:TM-2149
- SIZE:35*20*120CM
- MATERIAL:STAINLESS STEEL
- WATER FLOW:3M3/H



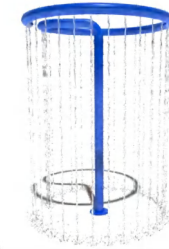
- **WATER POST**
- MODEL:TM-2150
- SIZE:H240CM
- MATERIAL:STAINLESS STEEL
- WATER FLOW:6M3/H



- **Water horse**
- MODEL:TM-2151
- SIZE:200*160*270CM
- MATERIAL:STAINLESS S
- WATER FLOW:5M3/H



- **Weeping water**
- MODEL:TM-2152
- SIZE:156*158*224CM
- MATERIAL:STAINLESS STEEL
- WATER FLOW:9M3/H



- **Twinkle Twist**
- MODEL:TM-2153
- SIZE:70*20*80CM
- MATERIAL:STAINLESS STEEL
- WATER FLOW:3M3/H



- **Water leaf**
- MODEL:TM-2154
- SIZE:50*150*320CM
- MATERIAL:STAINLESS STEEL
- WATER FLOW:4M3/H



- **Curvy Cool**
- MODEL:TM-2155
- SIZE:119*20*275CM
- MATERIAL:STAINLESS STEEL
- WATER FLOW:4M3/H



- **Water giraffe**
- MODEL:TM-2156
- SIZE:212*146*315CM
- MATERIAL:STAINLESS STEEL
- WATER FLOW:15M3/H



- **Water wheel**
- MODEL:TM-2157
- SIZE:61*61*280CM
- MATERIAL:STAINLESS STEEL
- WATER FLOW:15M3/H



- **Water wheel**
- MODEL:TM-2158
- SIZE:D150*300CM
- MATERIAL:STAINLESS STEEL
- WATER FLOW:10M3/H



- **Water wheel**
- MODEL:TM-2159
- SIZE:128*30*326CM
- MATERIAL:STAINLESS STEEL
- WATER FLOW:5M3/H



- **WATER BUCKET BRIGADE**
- MODEL:TM-2160
- SIZE:D150*280CM
- MATERIAL:STAINLESS STEEL
- WATER FLOW:20M3/H



- **WATER DUMP**
- MODEL:TM-2161
- SIZE:150*38*250CM
- MATERIAL:STAINLESS STEEL
- WATER FLOW:15M3/H



- **Water wheel**
- MODEL:TM-2162
- SIZE:120*120*280CM
- MATERIAL:STAINLESS STEEL
- WATER FLOW:8M3/H



- **WATER BUCKET**
- MODEL:TM-2163
- SIZE:118*44*256CM
- MATERIAL:STAINLESS STEEL
- WATER FLOW:5M3/H



- **Dumping bucket**
- MODEL:TM-2164
- SIZE:120*120*280CM
- MATERIAL:STAINLESS STEEL
- WATER FLOW:10M3/H



- **Water wheel**
- MODEL:TM-2165
- SIZE:210*60*350CM
- MATERIAL:STAINLESS STEEL
- WATER FLOW:10M3/H



- **Bucket dumping**
- MODEL:TM-2166
- SIZE:106*51*253CM
- MATERIAL:STAINLESS STEEL
- WATER FLOW:3M3/H



- **VersoSplash**
- MODEL:TM-2167
- SIZE:172*79*282CM
- MATERIAL:STAINLESS STEEL
- WATER FLOW:20M3/H



- **WATER LOGS**
- MODEL:TM-2168
- SIZE:200*186*282CM
- MATERIAL:STAINLESS STEEL
- WATER FLOW:25M3/H



- **MEGA WATER BUCKET**
- MODEL:TM-2169
- SIZE:152*128*350CM
- MATERIAL:STAINLESS STEEL
- WATER FLOW:10M3/H



- **FlashFlood**
- MODEL:TM-2170
- SIZE:170*150*430CM
- MATERIAL:STAINLESS STEEL
- WATER FLOW:10M3/H




- **Dumping bucket**
- MODEL:TM-2171
- SIZE:155*147*295CM
- MATERIAL:STAINLESS STEEL
- WATER FLOW:25M3/H




- **WATER WHEEL**
- MODEL:TM-2172
- SIZE:104*52*329CM
- MATERIAL:STAINLESS STEEL
- WATER FLOW:6M3/H




- **Water wheel**
- MODEL:TM-2173
- SIZE:Ø90*180CM
- MATERIAL:STAINLESS STEEL
- WATER FLOW:10M3/H




- **SHOWER DOME**
- MODEL:TM-2174
- SIZE:Ø90*126CM
- MATERIAL:STAINLESS STEEL
- WATER FLOW:8M3/H




- **Water wheel**
- MODEL:TM-2175
- SIZE:Ø100*140CM
- MATERIAL:STAINLESS STEEL
- WATER FLOW:8M3/H




- **Big Brella**
- MODEL:TM-2176
- SIZE:Ø50*132CM
- MATERIAL:STAINLESS STEEL
- WATER FLOW:8M3/H




- **MUSHROOM DOME**
- MODEL:TM-2177
- SIZE:Ø240*333CM
- MATERIAL:STAINLESS STEEL
- WATER FLOW:25M3/H




- **Water MUSHROOM**
- MODEL:TM-2178
- SIZE:Ø180*270CM
- MATERIAL:STAINLESS STEEL
- WATER FLOW:25M3/H



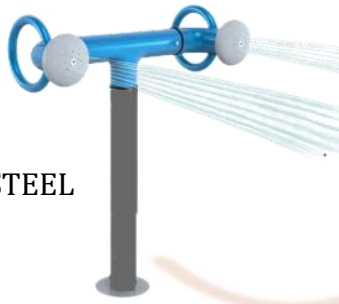
- **Water gun**
- MODEL:TM-2179
- SIZE:79*20*123CM
- MATERIAL:STAINLESS STEEL
- WATER FLOW:4M3/H




- **WATER CANNON**
- MODEL:TM-2180
- SIZE:70*37*125CM
- MATERIAL:STAINLESS STEEL
- WATER FLOW:4M3/H



- **Water Shooting**
- MODEL:TM-2181
- SIZE:77*37*125CM
- MATERIAL:STAINLESS STEEL
- WATER FLOW:6M3/H




- **Snoot Shooter**
- MODEL:TM-2183
- SIZE:40*25*145CM
- MATERIAL:STAINLESS STEEL
- WATER FLOW:4M3/H



- **WATER CANNON2**
- MODEL:TM-2185
- SIZE:48*20*102CM
- MATERIAL:STAINLESS STEEL
- WATER FLOW:3M3/H



- **Water gun pad**
- MODEL:TM-2187
- SIZE:27*20*135CM
- MATERIAL:STAINLESS STEEL
- WATER FLOW:3M3/H




- **WATER CANNON**
- MODEL:TM-2182
- SIZE:73*35*130CM
- MATERIAL:STAINLESS STEEL
- WATER FLOW:4M3/H



- **WATER gun**
- MODEL:TM-2184
- SIZE:79*120CM
- MATERIAL:STAINLESS STEEL
- WATER FLOW:3M3/H



- **Water gun**
- MODEL:TM-2186
- SIZE:60*24*142CM
- MATERIAL:STAINLESS STEEL
- WATER FLOW:3M3/H



- **Shooting pad**
- MODEL:TM-2188
- SIZE:36*23*113CM
- MATERIAL:STAINLESS STEEL
- WATER FLOW:3M3/H



- WhirlFlex
- MODEL:TM-2189
- SIZE:80*20*160CM/PCS
- MATERIAL:STAINLESS S
- WATER FLOW:9M3/H



- Water well
- MODEL:TM-2190
- SIZE:45*20*250CM
- MATERIAL:STAINLESS STEEL
- WATER FLOW:6M3/H



- Water Cluster
- MODEL:TM-2191
- SIZE:145*93*286CM
- MATERIAL:STAINLESS STE
- WATER FLOW:15M3/H



- Water buckets
- MODEL:TM-2192
- SIZE:180*30*300CM
- MATERIAL:STAINLESS STEEL
- WATER FLOW:8M3/H



- WaterWay
- MODEL:TM-2193
- SIZE:160*20*230CM
- MATERIAL:STAINLESS STEEL
- WATER FLOW:10M3/H



- Water tree
- MODEL:TM-2194
- SIZE:150*40*300CM
- MATERIAL:STAINLESS STEEL
- WATER FLOW:3M3/H



- Water wheel
- MODEL:TM-2195
- SIZE:Ø160*250CM
- MATERIAL:STAINLESS S
- WATER FLOW:7M3/H



- Zen Shower
- MODEL:TM-2196
- SIZE:180*50*320CM
- MATERIAL:STAINLESS STEEL
- WATER FLOW:10M3/H



- Water buckets
- MODEL:TM-2197
- SIZE:229*128*351CM
- MATERIAL:STAINLESS STEEL
- WATER FLOW:20M3/H



- Water flower
- MODEL:TM-2199
- SIZE:76*45*109CM
- MATERIAL:STAINLESS STEEL
- WATER FLOW:5M3/H




- Water shooter
- MODEL:TM-2201
- SIZE:48*29*116CM
- MATERIAL:STAINLESS STEEL
- WATER FLOW:3M3/H



- Water bucket slide
- MODEL:TM-2203
- SIZE:256*120*243CM
- MATERIAL:STAINLESS STEEL
- WATER FLOW:8M3/H



- Apple tree
- MODEL:TM-2198
- SIZE:163*163*285CM
- MATERIAL:Fiberglass
- WATER FLOW:10M3/H



- Dolphin spray
- MODEL:TM-2200
- SIZE:49*39*116CM
- MATERIAL:Fiberglass
- WATER FLOW:3M3/H



- Water shooter
- MODEL:TM-2202
- SIZE:82*40*127CM
- MATERIAL:STAINLESS STEEL
- WATER FLOW:3M3/H



- Aquapad
- MODEL:TM-2204
- SIZE:50*50*85CM
- MATERIAL:FIBERGLASS
- WATER FLOW:4M3/H



- Lotus Petal
- MODEL:TM-2205
- SIZE:155*50*260CM
- MATERIAL:STAINLESS STEEL
- WATER FLOW:5M3/H



- Spray tree
- MODEL:TM-2207
- SIZE:224*195*270CM
- MATERIAL:STAINLESS STEEL
- WATER FLOW:7M3/H



- Water gun shooter
- MODEL:TM-2209
- SIZE:70*35*120CM
- MATERIAL:STAINLESS STEEL
- WATER FLOW:8M3/H




- Water mushroom house
- MODEL:TM-2211
- SIZE:96*96*142CM
- MATERIAL:STAINLESS STEEL
- WATER FLOW:15M3/H



- Water fish spray
- MODEL:TM-2206
- SIZE:175*116*87CM
- MATERIAL:Fiberglass
- WATER FLOW:4M3/H




- Spray head
- MODEL:TM-2208
- SIZE:40*40*120CM
- MATERIAL:Fiberglass
- WATER FLOW:6M3/H



- Mushroom pad
- MODEL:TM-2210
- SIZE:59*53*105CM
- MATERIAL:Fiberglass
- WATER FLOW:4M3/H



- Rotary fish
- MODEL:TM-2212
- SIZE:84*21*118CM
- MATERIAL:Fiberglass
- WATER FLOW:3M3/H



- Jet Way
- MODEL:TM-2213
- SIZE:Ø8CM
- MATERIAL:STAINLESS STEEL
- WATER FLOW:3M3/H



- Three jet way
- MODEL:TM-2214
- SIZE:Ø8CM
- MATERIAL:STAINLESS STEEL
- WATER FLOW:5M3/H



- Star jet
- MODEL:TM-2215
- SIZE:94*90*0.5CM
- MATERIAL:STAINLESS STEEL
- WATER FLOW:3M3/H



- WATER BUG
- MODEL:TM-2216
- SIZE:Ø30*20CM
- MATERIAL:STAINLESS STEEL
- WATER FLOW:4M3/H



- Geyserino
- MODEL:TM-2217
- SIZE:Ø30*20CM
- MATERIAL:STAINLESS STEEL
- WATER FLOW:4M3/H



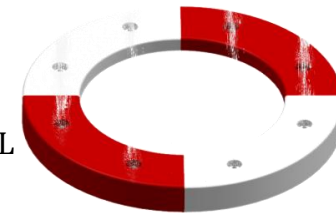
- Water Fan
- MODEL:TM-2218
- SIZE:Ø15CM
- MATERIAL:STAINLESS STEEL
- WATER FLOW:6M3/H



- Water JET sprays
- MODEL:TM-2219
- SIZE:120*13*30.5CM
- MATERIAL:STAINLESS STEEL
- WATER FLOW:15M3/H



- Jet ring
- MODEL:TM-2220
- SIZE:Ø100*10CM
- MATERIAL:STAINLESS STEEL
- WATER FLOW:20M3/H



- Water Christmas tree
- MODEL:TM-2221
- SIZE:72*72*131CM
- MATERIAL:Fiberglass
- WATER FLOW:25M3/H



- Water slide
- MODEL:TM-2223
- SIZE:245*88*95CM
- MATERIAL:Fiberglass
- WATER FLOW:8M3/H



- Animal spray
- MODEL:TM-2225
- SIZE:65*48*85CM
- MATERIAL:Fiberglass
- WATER FLOW:15M3/H



- Catoonspray gun
- MODEL:TM-2227
- SIZE:106*23*130CM
- MATERIAL:Fiberglass
- WATER FLOW:3M3/H



- Carrot spray house
- MODEL:TM-2222
- SIZE:187*160*210CM
- MATERIAL:Fiberglass
- WATER FLOW:3M3/H



- Turtle spray
- MODEL:TM-2224
- SIZE:126*106*385CM
- MATERIAL:Fiberglass
- WATER FLOW:6M3/H




- flying saucer
- MODEL:TM-2226
- SIZE:150*150*321CM
- MATERIAL:Fiberglass
- WATER FLOW:3M3/H



- Pad gun
- MODEL:TM-2228
- SIZE:43*22*108CM
- MATERIAL:Fiberglass
- WATER FLOW:10M3/H



- Dinosaur egg
- MODEL:TM-2229
- SIZE:76*68*117CM
- MATERIAL:Fiberglass
- WATER FLOW:6M3/H



- Pumpkin flow
- MODEL:TM-2230
- SIZE:62*62*63CM
- MATERIAL:Fiberglass
- WATER FLOW:8M3/H



- Mushroom jet
- MODEL:TM-2231
- SIZE:65*56*104CM
- MATERIAL:Fiberglass
- WATER FLOW:9M3/H



- Dumping rotary
- MODEL:TM-2232
- SIZE:181*177*309CM
- MATERIAL:Fiberglass
- WATER FLOW:10M3/H



- flying saucer dumping
- MODEL:TM-2233
- SIZE:150*150*321CM
- MATERIAL:Fiberglass
- WATER FLOW:3M3/H



- Fish rotary
- MODEL:TM-2234
- SIZE:64*22*112CM
- MATERIAL:Fiberglass
- WATER FLOW:30M3/H



- Water pad
- MODEL:TM-2235
- SIZE:20*20*63CM
- MATERIAL:Fiberglass
- WATER FLOW:10M3/H



- Umbrella fountain
- MODEL:TM-2236
- SIZE:171*163*277CM
- MATERIAL:Fiberglass
- WATER FLOW:3M3/H



- Bucket flow
- MODEL:TM-2237
- SIZE:69*69*333CM
- MATERIAL:Fiberglass
- WATER FLOW:4M3/H



- Pirate shoe
- MODEL:TM-2239
- SIZE:85*30*40CM
- MATERIAL:Fiberglass
- WATER FLOW:4M3/H



- Jewel box spray
- MODEL:TM-2241
- SIZE:78*70*67CM
- MATERIAL:Fiberglass
- WATER FLOW:3M3/H



- Bucket spray
- MODEL:TM-2243
- SIZE:99*95*84CM
- MATERIAL:Fiberglass
- WATER FLOW:4M3/H



- Bucket wine spray
- MODEL:TM-2238
- SIZE:83*70*150CM
- MATERIAL:Fiberglass
- WATER FLOW:4M3/H



- Bucket spray
- MODEL:TM-2240
- SIZE:71*63*300CM
- MATERIAL:Fiberglass
- WATER FLOW:4M3/H



- drift bottle feature
- MODEL:TM-2242
- SIZE:83*25*32CM
- MATERIAL:Fiberglass
- WATER FLOW:6M3/H



- Cannon spray
- MODEL:TM-2244
- SIZE:128*56*85CM
- MATERIAL:Fiberglass
- WATER FLOW:4M3/H



- **Map spray**
- MODEL:TM-2245
- SIZE:84*40*95CM
- MATERIAL:Fiberglass
- WATER FLOW:4M3/H



- **Boat hook jet**
- MODEL:TM-2247
- SIZE:78*64*66cm
- MATERIAL:Fiberglass
- WATER FLOW:4M3/H



- **Wheel spray**
- MODEL:TM-2249
- SIZE:110*36*124CM
- MATERIAL:Fiberglass
- WATER FLOW:3M3/H



- **MINI MAST**
- MODEL:TM-2251
- SIZE:209*20*427CM
- MATERIAL:STAINLESS STEEL
- WATER FLOW:8M3/H



- **Octopus spray**
- MODEL:TM-2246
- SIZE:102*88*112CM
- MATERIAL:Fiberglass
- WATER FLOW:4M3/H



- **Treasure spray**
- MODEL:TM-2248
- SIZE:53*45*95CM
- MATERIAL:Fiberglass
- WATER FLOW:4M3/H



- **Wheel feature**
- MODEL:TM-2250
- SIZE:65*38*118CM
- MATERIAL:Fiberglass
- WATER FLOW:6M3/H



- **SHIP'S AHOY**
- MODEL:TM-2252
- SIZE:242*209*427CM
- MATERIAL:STAINLESS STEEL
- WATER FLOW:15M3/H



- Fish spray
- MODEL:TM-2253
- SIZE:75*20*97CM
- MATERIAL:Fiberglass
- WATER FLOW:4M3/H



- Elephant flow
- MODEL:TM-2255
- SIZE:134*95*160cm
- MATERIAL:Fiberglass
- WATER FLOW:4M3/H



- Crab spray
- MODEL:TM-2257
- SIZE:81*20*93CM
- MATERIAL:Fiberglass
- WATER FLOW:3M3/H



- Star spray
- MODEL:TM-2259
- SIZE:69*63*29CM
- MATERIAL:Fiberglass
- WATER FLOW:4M3/H



- Dophin spray
- MODEL:TM-2254
- SIZE:85*20*74CM
- MATERIAL:Fiberglass
- WATER FLOW:4M3/H



- Mast spray
- MODEL:TM-2256
- SIZE:140*37*402CM
- MATERIAL:Fiberglass
- WATER FLOW:4M3/H



- Dophin feature
- MODEL:TM-2258
- SIZE:225*150*88CM
- MATERIAL:Fiberglass
- WATER FLOW:6M3/H



- Sea animal
- MODEL:TM-2260
- SIZE:108*92*40CM
- MATERIAL:Fiberglass
- WATER FLOW:6M3/H




- Mushroom fountain
- MODEL:TM-2261
- SIZE:49*49*74CM
- MATERIAL:Fiberglass
- WATER FLOW:6M3/H



- Star jet
- MODEL:TM-2263
- SIZE:60*15*60CM
- MATERIAL:Fiberglass
- WATER FLOW:9M3/H



- Dolphin feature
- MODEL:TM-2265
- SIZE:126*100*59CM
- MATERIAL:Fiberglass
- WATER FLOW:30M3,



- Shark tree
- MODEL:TM-2267
- SIZE:136*94*305CM
- MATERIAL:Fiberglass
- WATER FLOW:10M3/H



- Lobster spray
- MODEL:TM-2262
- SIZE:105*76*35CM
- MATERIAL:Fiberglass
- WATER FLOW:8M3/H



- Devilfish
- MODEL:TM-2264
- SIZE:72*58*68CM
- MATERIAL:Fiberglass
- WATER FLOW:10M3/H



- FISH FEATURE
- MODEL:TM-2266
- SIZE:126*126*228CM
- MATERIAL:Fiberglass
- WATER FLOW:30M3/H



- Fish spray
- MODEL:TM-2268
- SIZE:47*30*40CM
- MATERIAL:Fiberglass
- WATER FLOW:3M3/H



- Elfin spray
- MODEL:TM-2269
- SIZE:141*50*154CM
- MATERIAL:Fiberglass
- WATER FLOW:6M3/H



- Duck ball
- MODEL:TM-2271
- SIZE:52*42*110CM
- MATERIAL:Fiberglass
- WATER FLOW:8M3/H



- Turtle spray
- MODEL:TM-2273
- SIZE:70*52*83CM
- MATERIAL:Fiberglass
- WATER FLOW:3M3/H



- Turtle spray
- MODEL:TM-2275
- SIZE:75*53*100CM
- MATERIAL:Fiberglass
- WATER FLOW:10M3/H



- Mushroom head tree
- MODEL:TM-2270
- SIZE:125*93*185CM
- MATERIAL:Fiberglass
- WATER FLOW:8M3/H



- Mushroom head
- MODEL:TM-2272
- SIZE:280*170*129CM
- MATERIAL:Fiberglass
- WATER FLOW:3M3/H



- Octopus head
- MODEL:TM-2274
- SIZE:43*43*110CM
- MATERIAL:Fiberglass
- WATER FLOW:30M3/H



- Shell spray
- MODEL:TM-2276
- SIZE:64*59*91CM
- MATERIAL:Fiberglass
- WATER FLOW:3M3/H



- Doggy loop
- MODEL:TM-2277
- SIZE:50*20*84CM
- MATERIAL:Fiberglass
- WATER FLOW:6M3/H



- Spray ball
- MODEL:TM-2279
- SIZE:60*60*80CM
- MATERIAL:Fiberglass
- WATER FLOW:8M3/H



- Head spray
- MODEL:TM-2281
- SIZE:25*25*65CM
- MATERIAL:Fiberglass
- WATER FLOW:3M3/H



- Dog basin
- MODEL:TM-2283
- SIZE:44*44*23CM
- MATERIAL:Fiberglass
- WATER FLOW:10M3/H



- Fire Hydrant
- MODEL:TM-2278
- SIZE:25*25*70CM
- MATERIAL:Fiberglass
- WATER FLOW:8M3/H



- flow head
- MODEL:TM-2280
- SIZE:52*52*80CM
- MATERIAL:Fiberglass
- WATER FLOW:3M3/H




- spray Loop
- MODEL:TM-2282
- SIZE:136*81*118CM
- MATERIAL:Fiberglass
- WATER FLOW:30M3/H




- Wheel spray
- MODEL:TM-2284
- SIZE:60*30*65CM
- MATERIAL:Fiberglass
- WATER FLOW:3M3/H



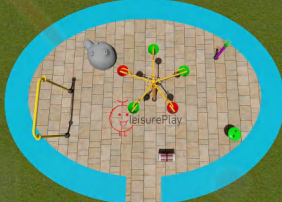
Splashing zone proposals



- LS-A50-1
- Area:50SQM





- LS-B50-1
- Area:50SQM




- LS-C50-1
- Area:50SQM




- LS-A100-1
- Area:100SQM

- LS-B1-100-1
- Area:100SQM




- LS-B2-100-1
- Area:100SQM



- LS-C100-1
- Area:100SQM



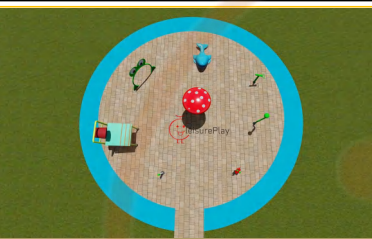
- LS-A1-150-1
- Area:150SQM



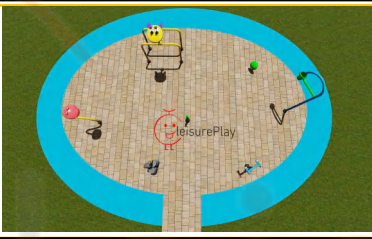
Splashing zone proposals



- LS-A2-150-1
- Area:150SQM



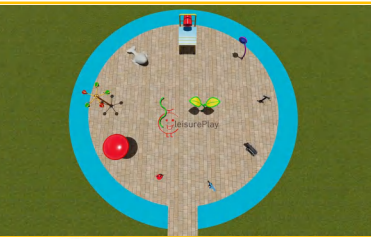
- LS-B150-1
- Area:150SQM



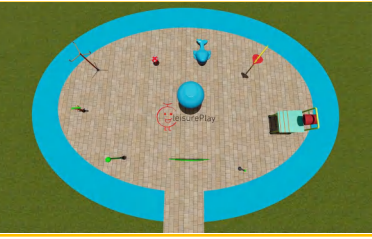
- LS-C150-1
- Area:150SQM



- LS-A200-1
- Area:200SQM




- LS-B200-1
- Area:200SQM



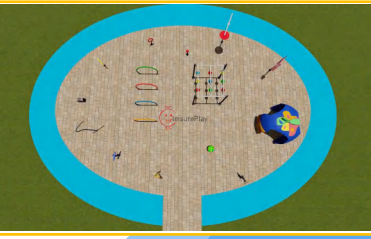
- LS-C200-1
- Area:200SQM



- LS-A300-1
- Area:300SQM




- LS-B300-1
- Area:300SQM



Splashing zone proposals



- LS-C300-1
- Area:300SQM



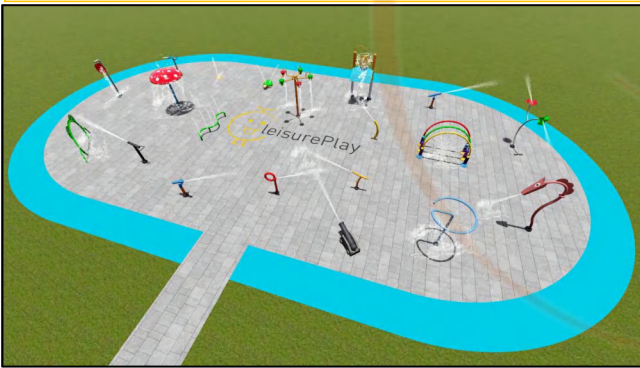

- LS-A400-1
- Area:400SQM



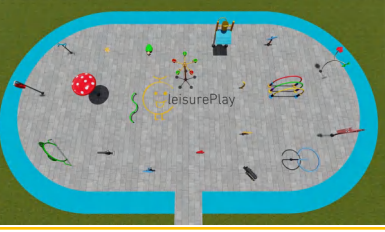
- LS-B400-1
- Area:400SQM



- LS-D1-400-1
- Area:400SQM



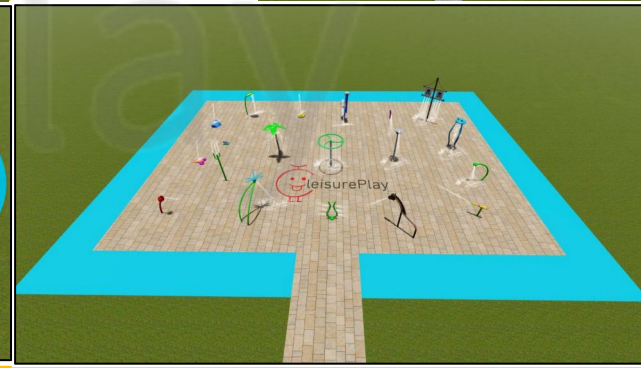
- LS-D2-400-1
- Area:400SQM



- LS-A500-1
- Area:500SQM



- LS-B1-500-1
- Area:500SQM



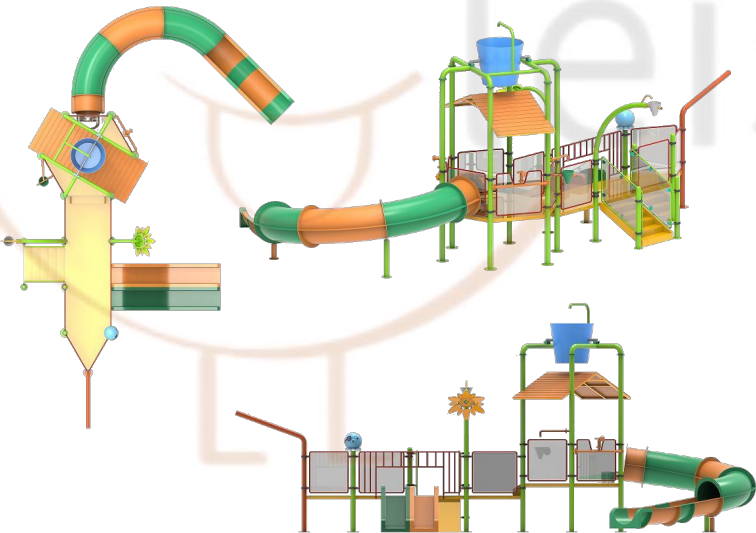
- LS-C1-500-1
- Area:500SQM



Splashing zone proposals



- LS-101-1
- Area:115SQM
- Size:1289*895*566CM



- LS-101-2
- Area:158SQM
- Size:1430*1105*627CM



Splashing zone proposals



- LS-102-1
- Area:77SQM
- Size:1240*620*566CM

- LS-102-2
- Area:62SQM
- Size:793*786*453CM

Splashing zone proposals



- LS-102-3
- Area:77SQM
- Size:1240*620*395CM



- LS-102-4
- Area:77SQM
- Size:1241*566*620CM



Splashing zone proposals



- LS-103-1
- Area:96SQM
- Size:1048*925*544*CM

 Technical diagrams of the LS-103-1 splash zone, showing side and top views of the structure.

- LS-103-2
- Area:157SQM
- Size:1737*108*682CM

 Technical diagrams of the LS-103-2 splash zone, showing side and top views of the structure.

Splashing zone proposals



- LS-104-1
- Area:272SQM
- Size:1668*1631*710CM



- LS-104-2
- Area:373SQM
- Size:2180*1713*647CM

Splashing zone proposals



- LS-105-1
- Area:210SQM
- Size:1840*1144*767CM



- LS-106-1
- Area:9.5SQM
- Size:395*241*337CM



Splashing zone proposals



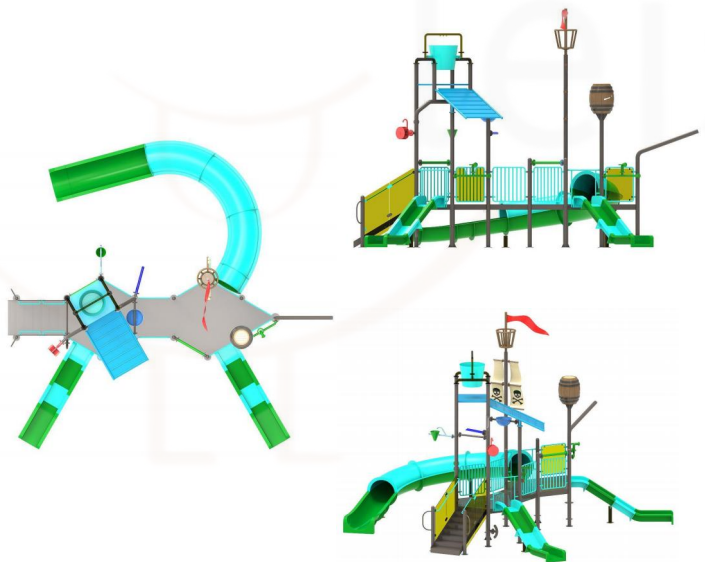
- LS-107-1
- Area:224SQM
- Size:2238*1000*875CM

- LS-108-1
- Area:18SQM
- Size:714*254*420CM

Splashing zone proposals



- LS-109-1
- Area:88SQM
- Size:965*915*667CM



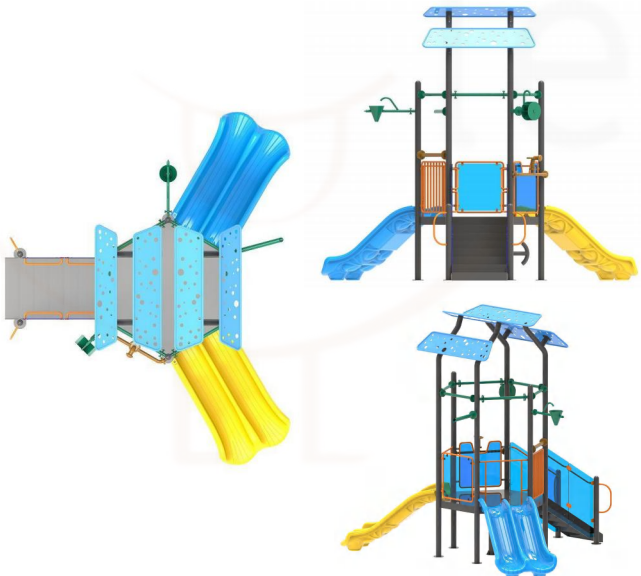
- LS-110-1
- Area:29SQM
- Size:597*483*543CM



Splashing zone proposals



- LS-111-1
- Area:29SQM
- Size:597*483*517CM



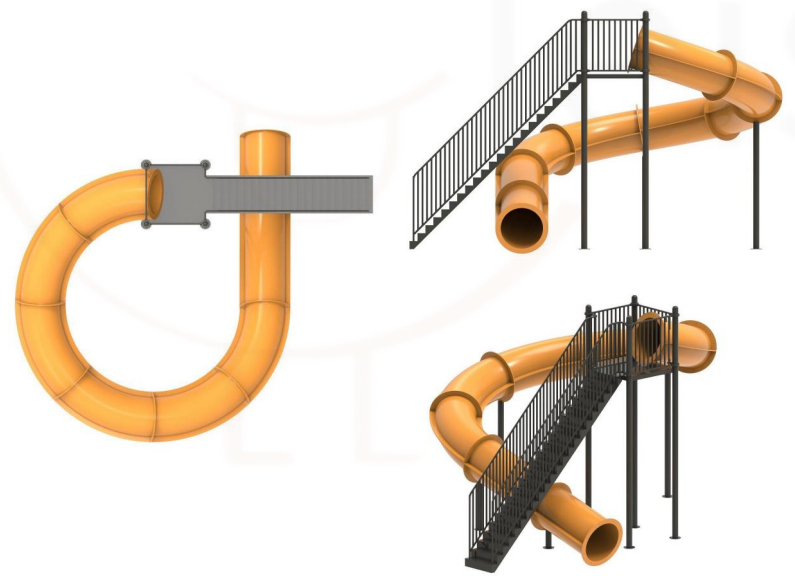
- LS-112-1
- Area:23SQM
- Size:621*372*455CM



Splashing zone proposals



- LS-113-1
- Area:43SQM
- Size:704*617*458CM



- LS-114-1
- Area:74SQM
- Size:905*819*335CM



Splashing zone proposals



- LS-115-1
- Area:22SQM
- Size:624*360*298CM

Technical drawings of the LS-115-1 slide structure, showing a side view of the blue staircase and orange slide, and a top-down view of the blue platform and orange slide.

- LS-116-1
- Area:9SQM
- Size:395*228*270CM

Technical drawings of the LS-116-1 slide structure, showing a side view of the black staircase and blue spiral slide, and a top-down view of the black platform and blue spiral slide.




Splashing zone proposals




- LS-B1-500-1
- Area:23SQM
- Size:621*372*455CM

Splashing zone proposals



- LS-B1-500-1
- Area:23SQM
- Size:621*372*455CM



Splashing zone proposals



leisurePlay

- LS-B1-500-1
- Area:23SQM
- Size:621*372*455CM

Splashing zone proposals




- LS-B1-500-1
- Area:23SQM
- Size:621*372*455CM

Splashing zone proposals



- LS-B1-500-1
- Area:23SQM
- Size:621*372*455CM


Splashing zone proposals



LeisurePlay

- LS-B1-500-1
- Area:23SQM
- Size:621*372*455CM

Splashing zone proposals



- LS-B1-500-1
- Area:23SQM
- Size:621*372*455CM