



ECO Flex

ENERGY RECOVERY VENTILATOR








90% *up to*

**Regeneration
Efficiency**



Suitable for
30~50 m²
rooms

FEATURES

-  High efficiency heat and humidity recovery
-  Window mounting available without drilling holes
-  Innovative duct fan design
-  Energy-saving DC motor
-  EPP structure
-  Automatic bypass function optional
-  Remote control
-  Multiple installation options
-  Silent operation
-  F7 (Merv 13) filter
-  Humidity monitor
-  PM2.5 or CO₂ sensor optional


MULTIPLE INSTALLATION OPTIONS

Window Type Installation




It can be mounted on the window or the hole reserved for the window type air conditioner. No need to drill holes on the wall. No impact on the external wall of the building.


Wall Mounted Installation



It can be mounted on the wall with two holes of 120mm, one for fresh air and other for exhaust air. It can be installed completely from inside without the need for any scaffolding on high buildings.





















Side Installation



Front Installation

CONTROL FUNCTIONS

-  Timer
-  Filter Alarm
-  Fresh Air Mode
-  Ventilation Mode
-  Bypass Mode Optional
-  Exhaust Air Mode
-  Air Quality Monitoring
-  Negative Ion Function Optional
-  Humidity Display
-  Group Control
-  CO₂ Control Optional
-  PM_{2.5} Control Optional
-  Smart Control according to Local Weather
-  Work with Alexa and Google Assistant
-  Sleeping Mode
-  Scene Control
-  BMS Connection
-  Multiple Linkage Control



TECHNICAL PARAMETERS

Model No.	AV-TPM10/DFW
Rated Airflow (m ³ /h)	60/80/100
Airflow Under Sleep Mode (m ³ /h)	40
Temperature Efficiency (%)	75-90
Enthalpy Efficiency (heating) (%)	67-75
Enthalpy Efficiency (cooling) (%)	60-73
Noise dB(A)	35
Input Power (W)	25

Product Size L*W*D (mm)	567*437*196
Power Supply	110-220V/50-60HZ/1ph
N. W. (kg)	10
Diameter of Duct (mm)	120
Working temperature (°C)	-20~40
Filter	Coarse filter + F7 filter
Control	Touch Screen Panel / Remote Control / WIFI Control