


ECO LINK SINGLE ROOM ENERGY RECOVERY VENTILATOR

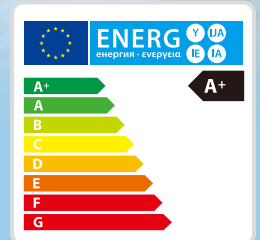


AV-TTW5SC-N7

97%^{up to}











Regeneration
Efficiency

Suitable for
10~20 m²
rooms



Energy Efficiency Class of A+
According to EU NO. 1254/2014.

FEATURES

-  Elegant thin panel design for concealed installation
-  Reversible fan with low energy consumption
-  High efficiency ceramic energy regenerator
-  Manual shutter to prevent air back drafting
-  Coarse filter and F7 [MERV13] filter as standard for air cleanliness
-  Mold prevention
-  Wired linkage control for better communication
-  15 Low power consumption, total power <8.2W for two units under pairing operation
-  Optional outer hood design for different installation requirement
-  Silent operation as low as 32.7dB(A)

Wired Linkage for Pairing Operation or Central Control

- Multi-functional control: LCD Controller, WIFI Control or Remote Controller (optional).
- Stable signal with good connection.
- Multiple running modes: Regeneration mode / Exhaust mode / Supply mode / One intake & One exhaust mode.
- Suitable for residential or commercial projects.




CONTROL FUNCTIONS

Single or Pairing Control	Multiple Running Modes	Optional Humidity Control	Backlight OFF	Child Lock	Filter Alarm	Fan Fault Alarm	Timer	Weekly Schedule
Individual Fan Speed Control	Holiday Settings	*Scene Control	*Multiple Linkage Control	*Group Control	*Smart Control according to Local Weather	*Work with Alexa and Google Assistant		

* This function is only available with WIFI function.

Download the APP for smart vent at Google Play market and App Store.



Optional

TECHNICAL PARAMETERS

Model	AV-TTW5SC-N7
Voltage	100V-240V AC 50-60Hz
Air Flow in Supply/Exhaust mode(L/M/H))(CMH)*	20/40/50
Air Flow in Supply/Exhaust mode(L/M/H)(CFM)*	11.8/23.5/29.4
Input Power (W)	4.3W
Current (A)	0.02
Noise (3m) dB(A)	≤32.7
Max RPM	1800
Regeneration Efficiency (%)	≤97
Ingress Protect Rating	IPX4
SEC Class	A+
Diameter of Duct (mm)	158
Product Size (mm)	230.56x220.56x331.55 (The length of duct in wall is 280-470 mm)
Net Weight (kg)	3.8