

宁波欧乐机械有限公司  
NINGBO OULE MACHINE CO., LTD.

宁波德克刀具有限公司  
NINGBO DEREK TOOLS CO.,LTD.

**营销总部 SALES CENTER**

地址: 浙江省宁波市鄞州区鄞县大道1357号广博国贸中心23楼  
Add: 23th Floor, Guangbo Bld, No.1357, Middle section of Yinxian Ave, Yinzhou, Ningbo, Zhejiang  
电话/ Tel: 0574-26286999 26287770/71/73/76  
传真/ Fax: 0574-26283999  
邮箱/ E-mail: sales@derekmetal.com  
网址/ Web: www.derekmetal.com

**国际贸易 OVERSEAS**

电话/ Tel: +86-574-26287772  
邮箱/ E-mail: sales1@derekmetal.com  
网址/ Web: www.derektools.com

**江苏分部 JIANGSU BRANCH**

电话/ Tel: 0512-57777308 57777309  
传真/ Fax: 0512-57777309

**广东分部 GUANGDONG BRANCH**

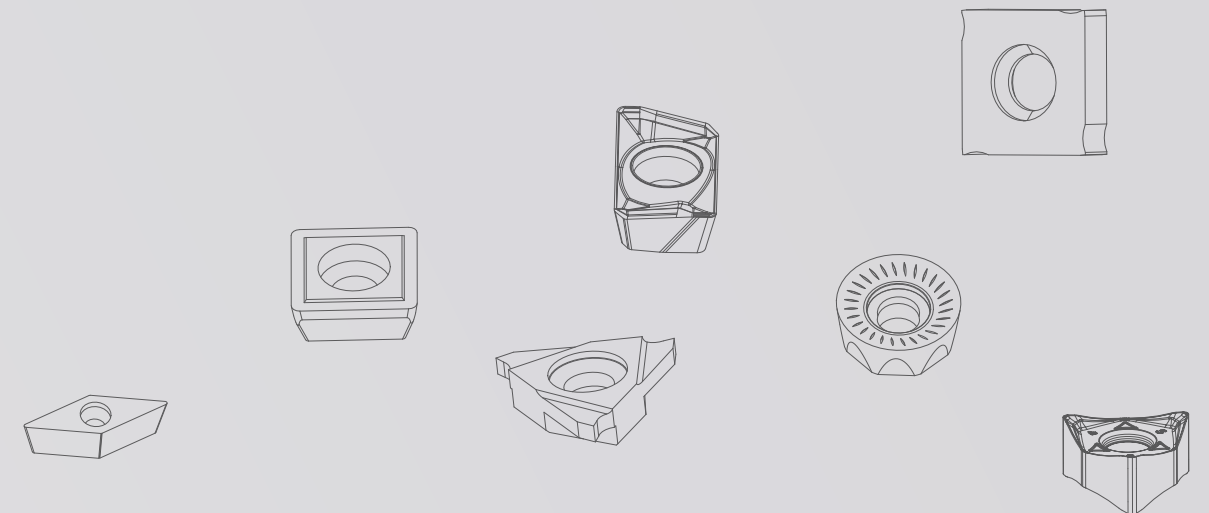
电话/ Tel: 0769-81199996 85305802  
传真/ Fax: 0769-81199995



DEREK 德克刀具

铣刀/刀片

2023年



我们保留技术更新、改善产品权利  
We reserve the rights to update the products  
specification without prior notice.

**CARBIDE END MILL  
INSERTS**



# ABOUT DEREK

## 德克简介



工厂 I  
Factory I



工厂 II  
Factory II



检测部  
Testing Dept.

宁波欧乐机械有限公司及宁波德克刀具有限公司为“DEREK”刀具品牌在国内的制造加工企业及营销中心，并在中国宁波设有占地 25 亩的一期工厂加工区及占地 30 亩的二期工厂加工区。

公司成立于 1993 年，30 年来专注于制造研发数控刀具，是国内首屈一指拥有完整刀具现代化生产线的制造型企业。公司拥有 50 多项核心专利，多项国际认证，产品享誉海内外客户及业内同行！

Ningbo Oule Machine Co., Ltd., established in 1993, is the research and manufacturing center of Derek Tools and specialized in CNC milling cutters, turning tools, tool holders, and boring tools. Our mission is to provide high quality products and a-class service, including providing our customers with tools solution, helping them get smooth production.



检测部  
Testing Dept.

德克刀具每款产品都承载着“制造一流产品、提供一流服务”企业宗旨，“为客户提供数控刀具整体解决方案、助其更好的服务市场以获得全球性的成功”是德克刀具的企业诉求。

通过不断技术革新，德克刀具客户遍布70多个国家和地区，建立了初步的全球营销网络！通过大量专业人才和先进的高科技生产检测设备，在先进管理理念和国际质量体系的引导下，通过公司全体员工的智慧和不断辛勤努力开发的德克刀具以其新颖的结构、精湛的工艺、优越的性能，德克刀具获得了客户的一致好评和广泛认同。

We work with the most experienced engineers in high precise tools area, and we have the testing equipments to make sure our tools are qualified. During the past years, we focused on the further development, working with high-tech research institutions all over the world. With our efforts, we won an award of patent of 0.002mm precision adjustmet for FBH micro boring tools. Meanwhile, we improved the whole factory management level. Today, Derek enjoys good reputation among the CNC tools field.



高新技术企业



DP-2-E / Square / Standard / 2 Flutes  
DP-2-E 两刃直柄平头立铣刀



F01

DP-2-EL / Square / Long / 2 Flutes  
DP-2-EL 两刃直柄长刃平头立铣刀



F02

DP-4-E / Square / Standard / 4 Flutes  
DP-4-E 四刃直柄平头立铣刀



F03

DP-4-EL / Square / Long / 4 Flutes  
DP-4-EL 四刃直柄平头立铣刀



F04

DP-4-G-E / Square / Standard / 4 Flutes  
DP-4-G-E 四刃直柄平头立铣刀



F05

DP-4-G-EL / Square / Long / 4 Flutes  
DP-4-G-EL 四刃直柄长柄平头立铣刀



F06

DP-2-B / Ball / Standard / 2 Flutes  
DP-2-B 两刃直柄球头立铣刀



F07

DP-2-BL / Ball / Long / 2 Flutes  
DP-2-BL 两刃直柄长柄球头立铣刀



F08

DP-2-R / Corner Radius / Standard / 2 Flutes  
DP-2-R 两刃直柄圆弧立铣刀



F09

DP-4-R / Corner Radius / Standard / 4 Flutes  
DP-4-R 四刃直柄圆弧立铣刀



F10

DG-2-E / Square / Standard / 2 Flutes  
DG-2-E 两刃直柄平头立铣刀



F11

DG-2-EL / Square / Long / 2 Flutes  
DG-2-EL 两刃直柄长刃平头立铣刀



F12

DG-2-ES / Square / Micro / 2 Flutes  
DG-2-ES 两刃直柄微小径平头立铣刀



F13

DG-2-EP / Square / Long Neck / Short Flute / 2 Flutes  
DG-2-EP 两刃直柄长颈短刃平头立铣刀



F14-F15

DG-4-E / Square / Standard / 4 Flutes  
DG-4-E 四刃直柄平头立铣刀



F16

DG-4-EL / Square / Long / 4 Flutes  
DG-4-EL 四刃直柄长刃平头立铣刀



F17

DG-4-G-E / Square / Standard / 4 Flutes  
DG-4-G-E 四刃直柄平头立铣刀



F18

DG-4-G-EL / Square / Long / 4 Flutes  
DG-4-G-EL 四刃直柄长刃平头立铣刀



F19

DG-6-E / Square / Standard / 6 Flutes  
DG-6-E 六刃直柄平头立铣刀



F20

DG-6-EL / Square / Long / 6 Flutes  
DG-6-EL 六刃直柄长刃平头立铣刀



F21

DG-2-B / Ball / Standard / 2 Flutes  
DG-2-B 两刃直柄球头立铣刀



F22

DG-2-BL / Ball / Long / 2 Flutes  
DG-2-BL 两刃直柄长柄球头立铣刀



F23

DG-2-BP / Ball / Long Neck / Short Flute / 2 Flutes  
DG-2-BP 两刃直柄长颈短刃球头立铣刀



F24-F25

DG-4-B / Ball / Standard / 4 Flutes  
DG-4-B 四刃直柄球头立铣刀



F26

DG-4-BL / Ball / Long / 4 Flutes  
DG-4-BL 四刃直柄长柄球头立铣刀



F27

DG-2-R / Corner Radius / Standard / 2 Flutes  
DG-2-R 两刃直柄圆弧立铣刀



F28

DG-4-R / Corner Radius / Standard / 4 Flutes  
DG-4-R 四刃直柄圆弧立铣刀



F29

DG-4-RL / Corner Radius / Long / 4 Flutes  
DG-4-RL 四刃直柄长柄圆弧立铣刀



F30

DG-4-W / Square / Standard / 4 Flutes / Waving  
DG-4-W 四刃直柄平头波形刃立铣刀



F31

DH-2-E / Square / Standard / 2 Flutes  
DH-2-E 两刃直柄平头立铣刀



F32

DH-2-ES / Square / Micro / 2 Flutes  
DH-2-ES 两刃直柄微小径平头立铣刀



F33

DH-2-EP / Square / Long Neck / Short Flute / 2 Flutes  
DH-2-EP 两刃直柄长颈短刃平头立铣刀



F34-F35

DH-4-E / Square / Standard / 4 Flutes  
DH-4-E 四刃直柄平头立铣刀



F36

DH-4-EL / Square / Long / 4 Flutes  
DH-4-EL 四刃直柄长刃平头立铣刀



F37

DH-6-E / Square / Standard / 6 Flutes  
DH-6-E 六刃直柄平头立铣刀



F38

DH-6-EL / Square / Long / 6 Flutes  
DH-6-EL 六刃直柄长刃平头立铣刀



F39

DH-2-B / Ball / Standard / 2 Flutes  
DH-2-B 两刃直柄球头立铣刀



F40

DH-2-BL / Ball / Long / 2 Flutes  
DH-2-BL 两刃直柄长柄球头立铣刀



F41

DH-2-BP / Ball / Long Neck / Short Flute / 2 Flutes  
DH-2-BP 两刃直柄长颈短刃球头立铣刀



F42-F43

DH-2-BS / Ball / Micro / 2 Flutes  
DH-2-BS 两刃直柄微小径球头立铣刀



F44

DH-4-B / Ball / Standard / 4 Flutes  
DH-4-B 四刃直柄球头立铣刀



F45

DH-4-R / Corner Radius / Standard / 4 Flutes  
DH-4-R 四刃直柄圆弧立铣刀



F46

DH-4-RF / Corner Radius / Short Flute / 4 Flutes  
DH-4-RF 四刃直柄短刃圆弧立铣刀



F47

DH-4-RP / Corner Radius / Long Neck / Short Flute / 4 Flutes  
DH-4-RP 四刃直柄长颈短刃圆弧立铣刀



F48

DL-2-E / Square / Standard / 2 Flutes  
DL-2-E 两刃直柄平头立铣刀



F49

DL-2-EL / Square / Long / 2 Flutes  
DL-2-EL 两刃直柄长刃平头立铣刀



F50

DL-3-E / Square / Standard / 3 Flutes  
DL-3-E 三刃直柄平头立铣刀



F51

DL-3-EL / Square / Long / 3 Flutes  
DL-3-EL 三刃直柄长刃平头立铣刀



F52

DL-2-B / Ball / Standard / 2 Flutes  
DL-2-B 两刃直柄球头立铣刀



F53

DL-3-W / Square / Standard / 3 Flutes / Waving  
DL-3-W 三刃直柄平头波形立铣刀



F54

TBGT\*\*\*\*\*L



G16

TPGH\*\*\*\*\*L



G16

TPGX\*\*\*\*\*




G16

TCMT\*\*\*\*\*-HF



G17

TCGX\*\*\*\*\*-AL



G17

CCMT\*\*\*\*\*-HM




G17

CCMT\*\*\*\*\*-HR



G17

CCGX\*\*\*\*\*-AL



G17

WCGT\*\*\*\*\*-TM



G18

SPMT\*\*\*\*\*-EM



G18

WNGU080608N-GM






G19

XNEX080608-GM



G19



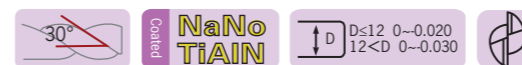
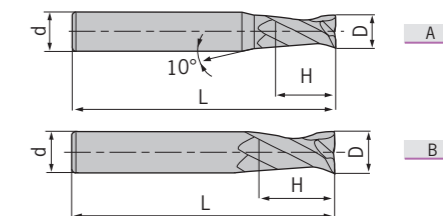
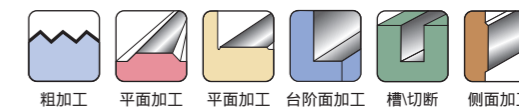


DEREK



# DP

DP-2-E / Square / Standard / 2 Flutes  
DP-2-E 两刃直柄平头立铣刀



型号 Specification	刃数 Teeth	图示 Figure	D	d	H	L
DP- D1.0S-50-2T-E	2	A	1.0	4	3	50
D1.5S-50-2T-E	2	A	1.5	4	4	50
D2.0S-50-2T-E	2	A	2.0	4	6	50
D2.5S-50-2T-E	2	A	2.5	4	8	50
D3.0S-50-2T-E	2	A	3.0	4	8	50
D4.0S-50-2T-E	2	B	4.0	4	11	50
D1.0-50-2T-E	2	A	1.0	6	3	50
D1.5-50-2T-E	2	A	1.5	6	4	50
D2.0-50-2T-E	2	A	2.0	6	6	50
D2.5-50-2T-E	2	A	2.5	6	8	50
D3.0-50-2T-E	2	A	3.0	6	8	50
D3.5-50-2T-E	2	A	3.5	6	10	50
D4.0-50-2T-E	2	A	4.0	6	11	50
D4.5-50-2T-E	2	A	4.5	6	11	50
D5.0-50-2T-E	2	A	5.0	6	13	50
D5.5-50-2T-E	2	A	5.5	6	16	50
D6.0-50-2T-E	2	B	6.0	6	16	50
D7.0-60-2T-E	2	A	7.0	8	20	60
D8.0-60-2T-E	2	B	8.0	8	20	60
D9.0-75-2T-E	2	A	9.0	10	22	75
D10.0-75-2T-E	2	B	10.0	10	25	75
D11.0-75-2T-E	2	A	11.0	12	26	75
D12.0-75-2T-E	2	B	12.0	12	30	75
D14.0-75-2T-E	2	B	14.0	14	32	75
D16.0-100-2T-E	2	B	16.0	16	45	100
D18.0-100-2T-E	2	B	18.0	18	45	100
D20.0-100-2T-E	2	B	20.0	20	45	100

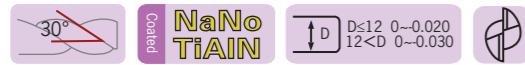
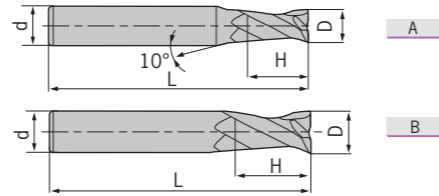
■ 被加工材料使用表 ◎ 非常适合 ○ 适合 ■ Work Piece Table ◎ Excellent ○ Good

被加工材料 Work Piece											
碳素钢 Carbon steel	合金钢 Alloy steel	预硬钢、淬硬钢 Pre-hardened steel, Hardened steel ~40HRC ~50HRC ~55HRC ~68HRC				不锈钢 Stainless steel	铸铁、球墨铸铁 Cast iron, Nodular cast iron	铜合金 Copper alloy	铝合金 Aluminium alloy	钛合金 Titanium alloy	耐热合金 Heat resistant alloy
◎	◎	◎	◎	◎	○	◎					

技术参数  
Carbide data  
D1 铝加工立铣刀  
D1 for aluminum alloy  
D2 高硬度加工立铣刀  
D2 for hardened material  
D3 通用加工立铣刀  
D3 for general purpose  
D4 高性能通用加工立铣刀  
D4 for high performance  
整体硬质合金立铣刀  
CARBIDE END MILLS

# DP

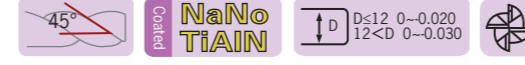
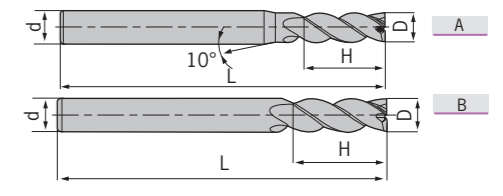
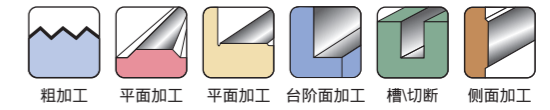
DP-2-EL / Square / Long / 2 Flutes  
DP-2-EL 两刃直柄长刃平头立铣刀



型号 Specification	刃数 Teeth	图示 Figure	D	d	H	L
DP- D3.0-75-2T-EL	2	A	3.0	6	12	75
D4.0-75-2T-EL	2	A	4.0	6	15	75
D5.0-75-2T-EL	2	A	5.0	6	20	75
D6.0-75-2T-EL	2	B	6.0	6	20	75
D8.0-100-2T-EL	2	B	8.0	8	25	100
D10.0-100-2T-EL	2	B	10.0	10	30	100
D12.0-100-2T-EL	2	B	12.0	12	35	100
D14.0-100-2T-EL	2	B	14.0	14	40	100
D16.0-150-2T-EL	2	B	16.0	16	50	150
D20.0-150-2T-EL	2	B	20.0	20	55	150

# DP

DP-4-E / Square / Standard / 4 Flutes  
DP-4-E 四刃直柄平头立铣刀



型号 Specification	刃数 Teeth	图示 Figure	D	d	H	L
DP- D1.0S-50-4T-E	4	A	1.0	4	3	50
D1.5S-50-4T-E	4	A	1.5	4	4	50
D2.0S-50-4T-E	4	A	2.0	4	6	50
D2.5S-50-4T-E	4	A	2.5	4	8	50
D3.0S-50-4T-E	4	A	3.0	4	8	50
D4.0S-50-4T-E	4	B	4.0	4	11	50
D1.0-50-4T-E	4	A	1.0	6	3	50
D1.5-50-4T-E	4	A	1.5	6	4	50
D2.0-50-4T-E	4	A	2.0	6	6	50
D2.5-50-4T-E	4	A	2.5	6	8	50
D3.0-50-4T-E	4	A	3.0	6	8	50
D3.5-50-4T-E	4	A	3.5	6	10	50
D4.0-50-4T-E	4	A	4.0	6	11	50
D4.5-50-4T-E	4	A	4.5	6	11	50
D5.0-50-4T-E	4	A	5.0	6	13	50
D5.5-50-4T-E	4	A	5.5	6	16	50
D6.0-50-4T-E	4	B	6.0	6	16	50
D7.0-60-4T-E	4	A	7.0	8	20	60
D8.0-60-4T-E	4	B	8.0	8	20	60
D9.0-75-4T-E	4	A	9.0	10	22	75
D10.0-75-4T-E	4	B	10.0	10	25	75
D11.0-75-4T-E	4	A	11.0	12	26	75
D12.0-75-4T-E	4	B	12.0	12	30	75
D14.0-75-4T-E	4	B	14.0	14	32	75
D16.0-100-4T-E	4	B	16.0	16	45	100
D18.0-100-4T-E	4	B	18.0	18	45	100
D20.0-100-4T-E	4	B	20.0	20	45	100

被加工材料使用表 ◎非常合适 ○适合 ■Work Piece Table ◎Excellent ○Good

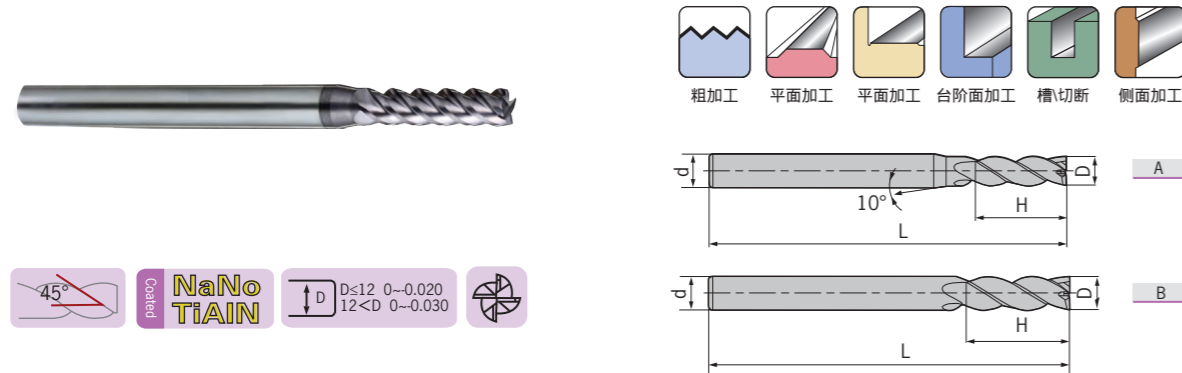
被加工材料 Work Piece									
碳素钢 Carbon steel	合金钢 Alloy steel	预硬钢、淬硬钢 Pre-hardened steel, Hardened steel		不锈钢 Stainless steel	铸铁、球墨铸铁 Cast iron, Nodular cast iron	铜合金 Copper alloy	铝合金 Aluminium alloy	钛合金 Titanium alloy	耐热合金 Heat resistant alloy
◎	◎	◎	◎	◎	◎	◎	◎	◎	◎

被加工材料使用表 ◎非常合适 ○适合 ■Work Piece Table ◎Excellent ○Good

被加工材料 Work Piece									
碳素钢 Carbon steel	合金钢 Alloy steel	预硬钢、淬硬钢 Pre-hardened steel, Hardened steel		不锈钢 Stainless steel	铸铁、球墨铸铁 Cast iron, Nodular cast iron	铜合金 Copper alloy	铝合金 Aluminium alloy	钛合金 Titanium alloy	耐热合金 Heat resistant alloy
◎	◎	◎	◎	◎	◎	◎	◎	◎	◎

# DP

DP-4-EL / Square / Long / 4 Flutes  
DP-4-EL 四刃直柄平头立铣刀



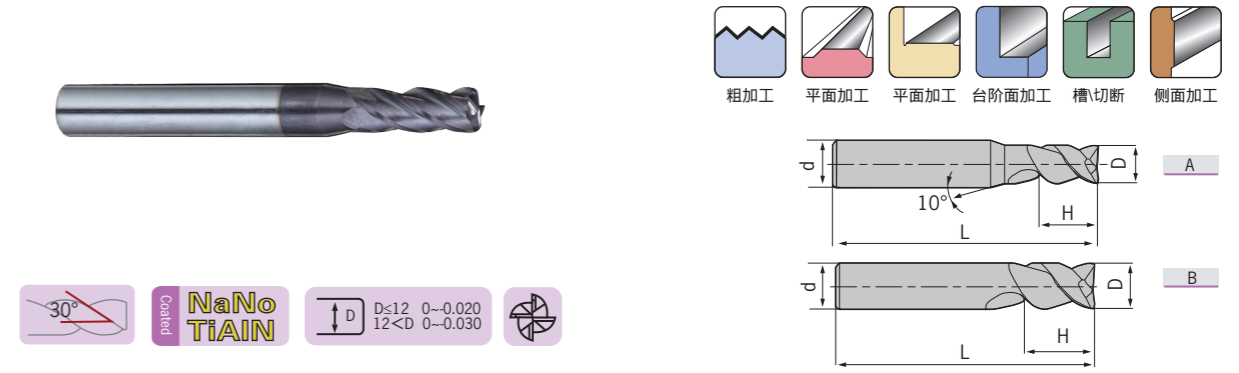
型号 Specification	刃数 Teeth	图示 Figure	D	d	H	L
DP- D3.0-75-4T-EL	4	A	3.0	6	12	75
D4.0-75-4T-EL	4	A	4.0	6	15	75
D5.0-75-4T-EL	4	A	5.0	6	20	75
D6.0-75-4T-EL	4	B	6.0	6	20	75
D8.0-100-4T-EL	4	B	8.0	8	25	100
D10.0-100-4T-EL	4	B	10.0	10	30	100
D12.0-100-4T-EL	4	B	12.0	12	35	100
D14.0-100-4T-EL	4	B	14.0	14	40	100
D16.0-150-4T-EL	4	B	16.0	16	50	150
D20.0-150-4T-EL	4	B	20.0	20	55	150

■ 被加工材料使用表 ◎ 非常适合 ○ 适合 ■ Work Piece Table ◎ Excellent ○ Good

被加工材料 Work Piece								
碳素钢 Carbon steel	合金钢 Alloy steel	预硬钢、淬硬钢 Pre-hardened steel, Hardened steel ~40HRC ~50HRC ~55HRC ~68HRC	不锈钢 Stainless steel	铸铁、球墨铸铁 Cast iron, Nodular cast iron	铜合金 Copper alloy	铝合金 Aluminium alloy	钛合金 Titanium alloy	耐热合金 Heat resistant alloy
◎	◎	◎	◎	◎	○	◎	◎	◎

# DP

DP-4-G-E / Square / Standard / 4 Flutes  
DP-4-G-E 四刃直柄平头立铣刀



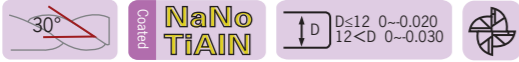
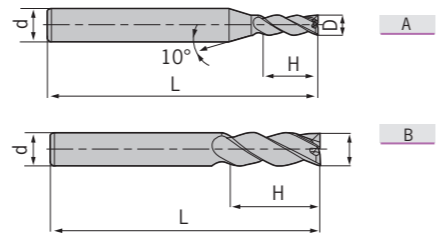
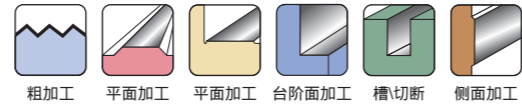
型号 Specification	刃数 Teeth	图示 Figure	D	d	H	L
DP- D1.0S-50-4T-G-E	4	A	1.0	4	3	50
D1.5S-50-4T-G-E	4	A	1.5	4	4	50
D2.0S-50-4T-G-E	4	A	2.0	4	6	50
D2.5S-50-4T-G-E	4	A	2.5	4	8	50
D3.0S-50-4T-G-E	4	A	3.0	4	8	50
D4.0S-50-4T-G-E	4	B	4.0	4	11	50
D1.0-50-4T-G-E	4	A	1.0	6	3	50
D1.5-50-4T-G-E	4	A	1.5	6	4	50
D2.0-50-4T-G-E	4	A	2.0	6	6	50
D2.5-50-4T-G-E	4	A	2.5	6	8	50
D3.0-50-4T-G-E	4	A	3.0	6	8	50
D3.5-50-4T-G-E	4	A	3.5	6	10	50
D4.0-50-4T-G-E	4	A	4.0	6	11	50
D4.5-50-4T-G-E	4	A	4.5	6	11	50
D5.0-50-4T-G-E	4	A	5.0	6	13	50
D5.5-50-4T-G-E	4	A	5.5	6	16	50
D6.0-50-4T-G-E	4	B	6.0	6	16	50
D7.0-60-4T-G-E	4	A	7.0	8	20	60
D8.0-60-4T-G-E	4	B	8.0	8	20	60
D9.0-75-4T-G-E	4	A	9.0	10	22	75
D10.0-75-4T-G-E	4	B	10.0	10	25	75
D11.0-75-4T-G-E	4	A	11.0	12	26	75
D12.0-75-4T-G-E	4	B	12.0	12	30	75
D14.0-75-4T-G-E	4	B	14.0	14	32	75
D16.0-100-4T-G-E	4	B	16.0	16	45	100
D18.0-100-4T-G-E	4	B	18.0	18	45	100
D20.0-100-4T-G-E	4	B	20.0	20	45	100

■ 被加工材料使用表 ◎ 非常适合 ○ 适合 ■ Work Piece Table ◎ Excellent ○ Good

被加工材料 Work Piece								
碳素钢 Carbon steel	合金钢 Alloy steel	预硬钢、淬硬钢 Pre-hardened steel, Hardened steel ~40HRC ~50HRC ~55HRC ~68HRC	不锈钢 Stainless steel	铸铁、球墨铸铁 Cast iron, Nodular cast iron	铜合金 Copper alloy	铝合金 Aluminium alloy	钛合金 Titanium alloy	耐热合金 Heat resistant alloy
◎	◎	◎	◎	◎	○	◎	◎	◎

# DP

DP-4-G-EL / Square / Long / 4 Flutes  
DP-4-G-EL 四刃直柄长柄平头立铣刀



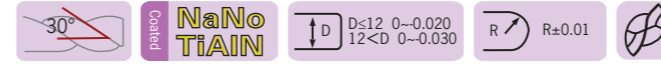
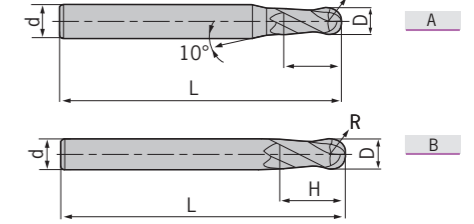
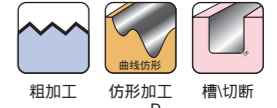
型号 Specification	刃数 Teeth	图示 Figure	D	d	H	L
DP- D3.0-75-4T-G-EL	4	A	3.0	6	12	75
D4.0-75-4T-G-EL	4	A	4.0	6	15	75
D5.0-75-4T-G-EL	4	A	5.0	6	20	75
D6.0-75-4T-G-EL	4	B	6.0	6	20	75
D8.0-100-4T-G-EL	4	B	8.0	8	25	100
D10.0-100-4T-G-EL	4	B	10.0	10	30	100
D12.0-100-4T-G-EL	4	B	12.0	12	35	100
D14.0-100-4T-G-EL	4	B	14.0	14	40	100
D16.0-150-4T-G-EL	4	B	16.0	16	50	150
D20.0-150-4T-G-EL	4	B	20.0	20	55	150

被加工材料使用表 ◎非常合适 ○合适 ■Work Piece Table ◎Excellent ○Good

被加工材料 Work Piece											
碳素钢 Carbon steel	合金钢 Alloy steel	预硬钢、淬硬钢 Pre-hardened steel, Hardened steel ~40HRC ~50HRC ~55HRC ~68HRC				不锈钢 Stainless steel	铸铁、球墨铸铁 Cast iron, Nodular cast iron	铜合金 Copper alloy	铝合金 Aluminium alloy	钛合金 Titanium alloy	耐热合金 Heat resistant alloy
◎	◎	◎	◎	◎	○	◎					

# DP

DP-2-B / Ball / Standard / 2 Flutes  
DP-2-B 两刃直柄球头立铣刀



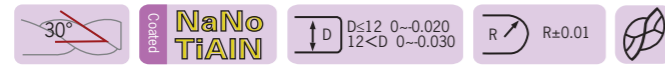
型号 Specification	刃数 Teeth	图示 Figure	D	R	d	H	L
DP- R0.5S-50-2T-B	2	A	1.0	0.5	4	2	50
R0.75S-50-2T-B	2	A	1.5	0.75	4	3	50
R1.0S-50-2T-B	2	A	2.0	1.0	4	4	50
R1.25S-50-2T-B	2	A	2.5	1.25	4	5	50
R1.5S-50-2T-B	2	A	3.0	1.5	4	6	50
R2.0S-50-2T-B	2	B	4.0	2.0	4	8	50
R0.5-50-2T-B	2	A	1.0	0.5	6	2	50
R0.75-50-2T-B	2	A	1.5	0.75	6	3	50
R1.0-50-2T-B	2	A	2.0	1.0	6	4	50
R1.25-50-2T-B	2	A	2.5	1.25	6	5	50
R1.5-50-2T-B	2	A	3.0	1.5	6	6	50
R1.75-50-2T-B	2	A	3.5	1.75	6	8	50
R2.0-50-2T-B	2	A	4.0	2.0	6	8	50
R2.5-50-2T-B	2	A	5.0	2.5	6	10	50
R2.75-50-2T-B	2	A	5.5	2.75	6	12	50
R3.0-50-2T-B	2	B	6.0	3.0	6	12	50
R3.5-60-2T-B	2	A	7.0	3.5	8	14	60
R4.0-60-2T-B	2	B	8.0	4.0	8	16	60
R4.5-75-2T-B	2	A	9.0	4.5	10	18	75
R5.0-75-2T-B	2	B	10.0	5.0	10	20	75
R6.0-75-2T-B	2	B	12.0	6.0	12	24	75
R7.0-75-2T-B	2	B	14.0	7.0	14	28	75
R8.0-100-2T-B	2	B	16.0	8.0	16	32	100
R10.0-100-2T-B	2	B	20.0	10.0	20	40	100

被加工材料使用表 ◎非常合适 ○合适 ■Work Piece Table ◎Excellent ○Good

被加工材料 Work Piece											
碳素钢 Carbon steel	合金钢 Alloy steel	预硬钢、淬硬钢 Pre-hardened steel, Hardened steel ~40HRC ~50HRC ~55HRC ~68HRC				不锈钢 Stainless steel	铸铁、球墨铸铁 Cast iron, Nodular cast iron	铜合金 Copper alloy	铝合金 Aluminium alloy	钛合金 Titanium alloy	耐热合金 Heat resistant alloy
◎	◎	◎	◎	◎	○	◎					

# DP

DP-2-BL / Ball / Long / 2 Flutes  
DP-2-BL 两刃直柄长柄球头立铣刀



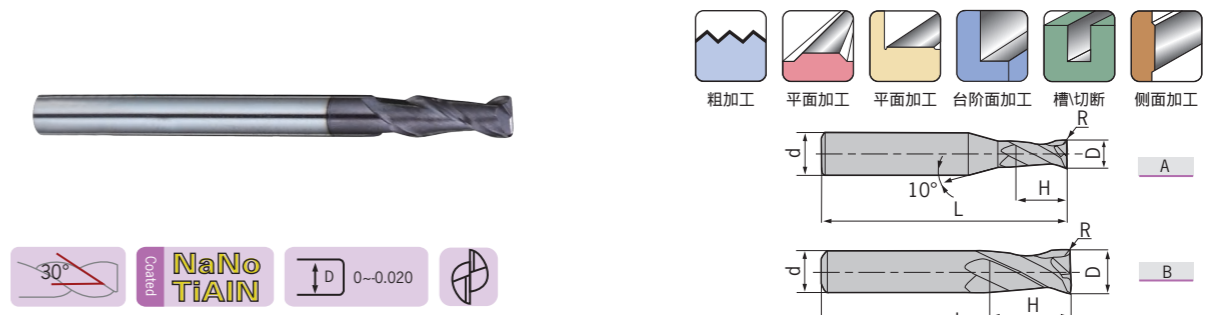
型号 Specification	刃数 Teeth	图示 Figure	D	R	d	H	L
DP- R1.0-75-2T-BL	2	A	2.0	1.0	6	4	75
R1.25-75-2T-BL	2	A	2.5	1.25	6	5	75
R1.5-75-2T-BL	2	A	3.0	1.5	6	6	75
R1.75-75-2T-BL	2	A	3.5	1.75	6	8	75
R2.0-75-2T-BL	2	A	4.0	2.0	6	8	75
R2.5-75-2T-BL	2	A	5.0	2.5	6	10	75
R2.75-75-2T-BL	2	A	5.5	2.75	6	12	75
R3.0-75-2T-BL	2	B	6.0	3.0	6	12	75
R3.5-75-2T-BL	2	A	7.0	3.5	8	14	75
R4.0-100-2T-BL	2	B	8.0	4.0	8	16	100
R4.5-100-2T-BL	2	A	9.0	4.5	10	18	100
R5.0-100-2T-BL	2	B	10.0	5.0	10	20	100
R6.0-100-2T-BL	2	B	12.0	6.0	12	24	100
R7.0-100-2T-BL	2	B	14.0	7.0	14	28	100
R8.0-150-2T-BL	2	B	16.0	8.0	16	32	150
R10.0-150-2T-BL	2	B	20.0	10.0	20	40	150

被加工材料使用表 ◎非常适合 ○适合 ■Work Piece Table ◎Excellent ○Good

被加工材料 Work Piece											
碳素钢 Carbon steel	合金钢 Alloy steel	预硬钢、淬硬钢 Pre-hardened steel, Hardened steel ~40HRC ~50HRC ~55HRC ~68HRC				不锈钢 Stainless steel	铸铁、球墨铸铁 Cast iron, Nodular cast iron	铜合金 Copper alloy	铝合金 Aluminium alloy	钛合金 Titanium alloy	耐热合金 Heat resistant alloy
◎	◎	◎	◎	◎	○	◎					

# DP

DP-2-R / Corner Radius / Standard / 2 Flutes  
DP-2-R 两刃直柄圆孤立铣刀



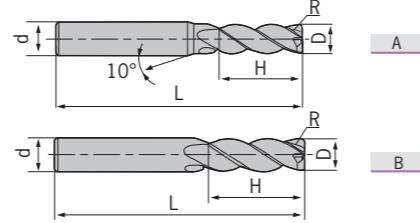
型号 Specification	刃数 Teeth	图示 Figure	D	R	d	H	L
DP- D1.0R0.2-50-2T-R	2	A	1.0	0.2	4	3	50
D1.5R0.2-50-2T-R	2	A	1.5	0.2	4	4	50
D2.0R0.2-50-2T-R	2	A	2.0	0.2	4	6	50
D2.0R0.5-50-2T-R	2	A	2.0	0.5	4	6	50
D2.5R0.2-50-2T-R	2	A	2.5	0.2	4	8	50
D2.5R0.5-50-2T-R	2	A	2.5	0.5	4	8	50
D3.0R0.2-50-2T-R	2	A	3.0	0.2	4	8	50
D3.0R0.3-50-2T-R	2	A	3.0	0.3	4	8	50
D3.0R0.5-50-2T-R	2	A	3.0	0.5	4	8	50
D4.0R0.2-50-2T-R	2	B	4.0	0.2	4	11	50
D4.0R0.3-50-2T-R	2	B	4.0	0.3	4	11	50
D4.0R0.5-50-2T-R	2	B	4.0	0.5	4	11	50
D4.0R1.0-50-2T-R	2	B	4.0	1.0	4	11	50
D5.0R0.3-50-2T-R	2	A	5.0	0.3	6	13	50
D5.0R0.5-50-2T-R	2	A	5.0	0.5	6	13	50
D5.0R1.0-50-2T-R	2	A	5.0	1.0	6	13	50
D6.0R0.3-50-2T-R	2	B	6.0	0.3	6	16	50
D6.0R0.5-50-2T-R	2	B	6.0	0.5	6	16	50
D6.0R1.0-50-2T-R	2	B	6.0	1.0	6	16	50
D8.0R0.3-60-2T-R	2	B	8.0	0.3	8	20	60
D8.0R0.5-60-2T-R	2	B	8.0	0.5	8	20	60
D8.0R1.0-60-2T-R	2	B	8.0	1.0	8	20	60
D10.0R0.5-75-2T-R	2	B	10.0	0.5	10	25	75
D10.0R1.0-75-2T-R	2	B	10.0	1.0	10	25	75
D10.0R1.5-75-2T-R	2	B	10.0	1.5	10	25	75
D10.0R2.0-75-2T-R	2	B	10.0	2.0	10	25	75
D12.0R0.5-75-2T-R	2	B	12.0	0.5	12	30	75
D12.0R1.0-75-2T-R	2	B	12.0	1.0	12	30	75
D12.0R1.5-75-2T-R	2	B	12.0	1.5	12	30	75
D12.0R2.0-75-2T-R	2	B	12.0	2.0	12	30	75

被加工材料使用表 ◎非常适合 ○适合 ■Work Piece Table ◎Excellent ○Good

被加工材料 Work Piece											
碳素钢 Carbon steel	合金钢 Alloy steel	预硬钢、淬硬钢 Pre-hardened steel, Hardened steel ~40HRC ~50HRC ~55HRC ~68HRC				不锈钢 Stainless steel	铸铁、球墨铸铁 Cast iron, Nodular cast iron	铜合金 Copper alloy	铝合金 Aluminium alloy	钛合金 Titanium alloy	耐热合金 Heat resistant alloy
◎	◎	◎	◎	◎	○	◎					

# DP

DP-4R / Corner Radius / Standard / 4 Flutes  
DP-4R 四刃直柄圆弧立铣刀



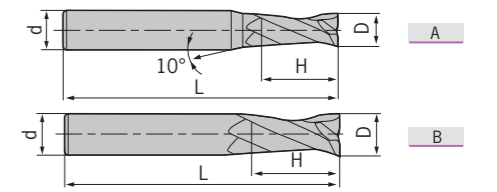
型号 Specification	刃数 Teeth	图示 Figure	D	R	d	H	L
DP- D3.0R0.2-50-4T-R	4	A	3.0	0.2	6	8	50
D4.0R0.3-50-4T-R	4	B	4.0	0.3	6	10	50
D4.0R0.5-50-4T-R	4	B	4.0	0.5	6	10	50
D5.0R0.5-50-4T-R	4	A	5.0	0.5	6	13	50
D5.0R1.0-50-4T-R	4	A	5.0	1.0	6	13	50
D6.0R0.5-50-4T-R	4	B	6.0	0.5	6	16	50
D6.0R1.0-50-4T-R	4	B	6.0	1.0	6	16	50
D8.0R0.5-60-4T-R	4	B	8.0	0.5	8	20	60
D8.0R1.0-60-4T-R	4	B	8.0	1.0	8	20	60
D10.0R0.5-75-4T-R	4	B	10.0	0.5	10	25	75
D10.0R1.0-75-4T-R	4	B	10.0	1.0	10	25	75
D10.0R2.0-75-4T-R	4	B	10.0	2.0	10	25	75
D10.0R3.0-75-4T-R	4	B	10.0	3.0	10	25	75
D12.0R0.5-75-4T-R	4	B	12.0	0.5	12	30	75
D12.0R1.0-75-4T-R	4	B	12.0	1.0	12	30	75
D12.0R2.0-75-4T-R	4	B	12.0	2.0	12	30	75
D12.0R3.0-75-4T-R	4	B	12.0	3.0	12	30	75

被加工材料使用表 ◎非常合适 ○适合 ■Work Piece Table ◎Excellent ○Good

被加工材料 Work Piece									
碳素钢 Carbon steel	合金钢 Alloy steel	预硬钢、淬硬钢 Pre-hardened steel, Hardened steel		不锈钢 Stainless steel	铸铁、球墨铸铁 Cast iron, Nodular cast iron	铜合金 Copper alloy	铝合金 Aluminium alloy	钛合金 Titanium alloy	耐热合金 Heat resistant alloy
		~40HRC	~50HRC ~55HRC ~68HRC						
◎	◎	◎	◎	◎	◎	○	○	○	○

# DG

DG-2-E / Square / Standard / 2 Flutes  
DG-2-E 两刃直柄平头立铣刀

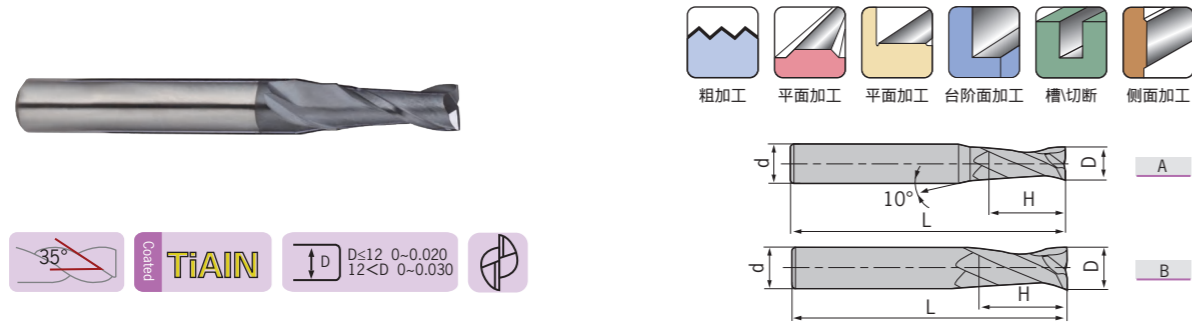


型号 Specification	刃数 Teeth	图示 Figure	D	d	H	L
DG- D1.0S-50-2T-E	2	A	1.0	4	3	50
D1.5S-50-2T-E	2	A	1.5	4	4	50
D2.0S-50-2T-E	2	A	2.0	4	6	50
D2.5S-50-2T-E	2	A	2.5	4	8	50
D3.0S-50-2T-E	2	A	3.0	4	8	50
D4.0S-50-2T-E	2	B	4.0	4	11	50
D1.0-50-2T-E	2	A	1.0	6	3	50
D1.5-50-2T-E	2	A	1.5	6	4	50
D2.0-50-2T-E	2	A	2.0	6	6	50
D2.5-50-2T-E	2	A	2.5	6	8	50
D3.0-50-2T-E	2	A	3.0	6	8	50
D3.5-50-2T-E	2	A	3.5	6	10	50
D4.0-50-2T-E	2	A	4.0	6	11	50
D4.5-50-2T-E	2	A	4.5	6	11	50
D5.0-50-2T-E	2	A	5.0	6	13	50
D5.5-50-2T-E	2	A	5.5	6	16	50
D6.0-50-2T-E	2	B	6.0	6	16	50
D7.0-60-2T-E	2	A	7.0	8	20	60
D8.0-60-2T-E	2	B	8.0	8	20	60
D9.0-75-2T-E	2	A	9.0	10	22	75
D10.0-75-2T-E	2	B	10.0	10	25	75
D11.0-75-2T-E	2	A	11.0	12	26	75
D12.0-75-2T-E	2	B	12.0	12	30	75
D14.0-75-2T-E	2	B	14.0	14	32	75
D16.0-100-2T-E	2	B	16.0	16	45	100
D18.0-100-2T-E	2	B	18.0	18	45	100
D20.0-100-2T-E	2	B	20.0	20	45	100

被加工材料使用表 ◎非常合适 ○适合 ■Work Piece Table ◎Excellent ○Good

被加工材料 Work Piece									
碳素钢 Carbon steel	合金钢 Alloy steel	预硬钢、淬硬钢 Pre-hardened steel, Hardened steel		不锈钢 Stainless steel	铸铁、球墨铸铁 Cast iron, Nodular cast iron	铜合金 Copper alloy	铝合金 Aluminium alloy	钛合金 Titanium alloy	耐热合金 Heat resistant alloy
		~40HRC	~50HRC ~55HRC ~68HRC						
◎	◎	◎	◎	◎	◎	○	○	○	○

## DG-2-EL / Square / Long / 2 Flutes DG-2-EL 两刃直柄长刃平头立铣刀

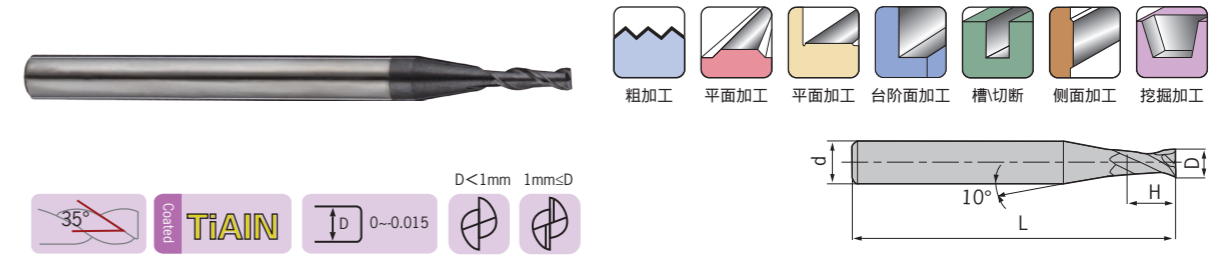


型号 Specification	刃数 Teeth	图示 Figure	D	d	H	L
<b>DG- D3.0-75-2T-EL</b>	2	A	3.0	6	12	75
<b>D4.0-75-2T-EL</b>	2	A	4.0	6	15	75
<b>D5.0-75-2T-EL</b>	2	A	5.0	6	20	75
<b>D6.0-75-2T-EL</b>	2	B	6.0	6	20	75
<b>D8.0-100-2T-EL</b>	2	B	8.0	8	25	100
<b>D10.0-100-2T-EL</b>	2	B	10.0	10	30	100
<b>D12.0-100-2T-EL</b>	2	B	12.0	12	35	100
<b>D14.0-100-2T-EL</b>	2	B	14.0	14	40	100
<b>D16.0-150-2T-EL</b>	2	B	16.0	16	50	150
<b>D20.0-150-2T-EL</b>	2	B	20.0	20	55	150

■ 被加工材料使用表 ◎ 非常适合 ○ 适合 ■ Work Piece Table ◎ Excellent ○ Good

被加工材料 Work Piece											
碳素钢 Carbon steel	合金钢 Alloy steel	预硬钢、淬硬钢 Pre-hardened steel, Hardened steel ~40HRC ~50HRC ~55HRC ~68HRC				不锈钢 Stainless steel	铸铁、球墨铸铁 Cast iron, Nodular cast iron	铜合金 Copper alloy	铝合金 Aluminium alloy	钛合金 Titanium alloy	耐热合金 Heat resistant alloy
◎	◎	◎	○	○	○	◎	○	○	○	○	

## DG-2-ES / Square / Micro / 2 Flutes DG-2-ES 两刃直柄微小径平头立铣刀

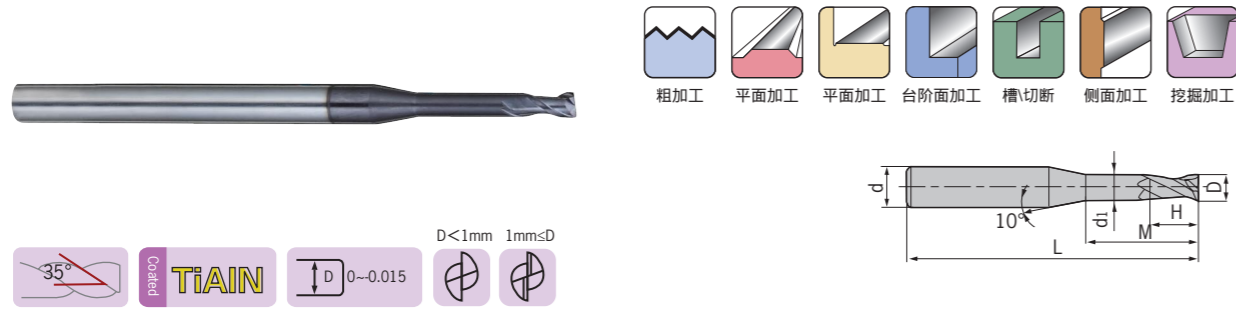


型号 Specification	刃数 Teeth	D	d	H	L
<b>DG- D0.3-50-2T-ES</b>	2	0.3	4	0.6	50
<b>D0.4-50-2T-ES</b>	2	0.4	4	0.8	50
<b>D0.5-50-2T-ES</b>	2	0.5	4	1.0	50
<b>D0.6-50-2T-ES</b>	2	0.6	4	1.2	50
<b>D0.7-50-2T-ES</b>	2	0.7	4	1.4	50
<b>D0.8-50-2T-ES</b>	2	0.8	4	1.6	50
<b>D0.9-50-2T-ES</b>	2	0.9	4	1.8	50
<b>D1.0-50-2T-ES</b>	2	1.0	4	2.0	50
<b>D1.1-50-2T-ES</b>	2	1.1	4	2.0	50
<b>D1.2-50-2T-ES</b>	2	1.2	4	2.5	50
<b>D1.3-50-2T-ES</b>	2	1.3	4	2.5	50
<b>D1.4-50-2T-ES</b>	2	1.4	4	3.0	50
<b>D1.5-50-2T-ES</b>	2	1.5	4	3.0	50
<b>D1.6-50-2T-ES</b>	2	1.6	4	3.5	50
<b>D1.7-50-2T-ES</b>	2	1.7	4	3.5	50
<b>D1.8-50-2T-ES</b>	2	1.8	4	4.0	50
<b>D1.9-50-2T-ES</b>	2	1.9	4	4.0	50
<b>D2.0-50-2T-ES</b>	2	2.0	4	4.0	50
<b>D2.1-50-2T-ES</b>	2	2.1	4	4.0	50
<b>D2.2-50-2T-ES</b>	2	2.2	4	4.5	50
<b>D2.3-50-2T-ES</b>	2	2.3	4	4.5	50
<b>D2.4-50-2T-ES</b>	2	2.4	4	5.0	50
<b>D2.5-50-2T-ES</b>	2	2.5	4	5.0	50
<b>D2.6-50-2T-ES</b>	2	2.6	4	5.0	50
<b>D2.7-50-2T-ES</b>	2	2.7	4	5.5	50
<b>D2.8-50-2T-ES</b>	2	2.8	4	5.5	50
<b>D2.9-50-2T-ES</b>	2	2.9	4	6.0	50
<b>D3.0-50-2T-ES</b>	2	3.0	4	6.0	50

■ 被加工材料使用表 ◎ 非常适合 ○ 适合 ■ Work Piece Table ◎ Excellent ○ Good

被加工材料 Work Piece											
碳素钢 Carbon steel	合金钢 Alloy steel	预硬钢、淬硬钢 Pre-hardened steel, Hardened steel ~40HRC ~50HRC ~55HRC ~68HRC				不锈钢 Stainless steel	铸铁、球墨铸铁 Cast iron, Nodular cast iron	铜合金 Copper alloy	铝合金 Aluminium alloy	钛合金 Titanium alloy	耐热合金 Heat resistant alloy
◎	◎	◎	○	○	○	◎	○	○	○	○	

## DG-2-EP / Square / Long Neck / Short Flute / 2 Flutes DG-2-EP 两刃直柄长颈短刃平头立铣刀



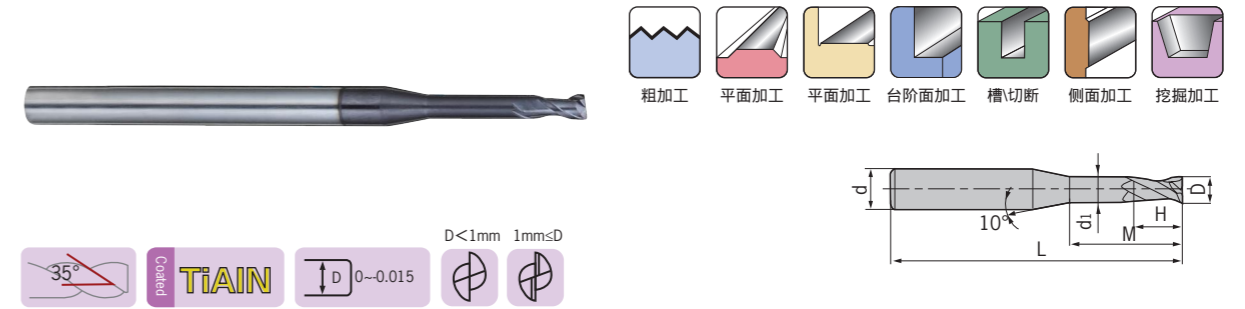
型号 Specification	刃数 Teeth	D	d	H	M	d <sub>1</sub>	L
DG- D0.5-M04-50-2T-EP	2	0.5	4	0.7	4	0.45	50
D0.5-M06-50-2T-EP	2	0.5	4	0.7	6	0.45	50
D0.5-M08-50-2T-EP	2	0.5	4	0.7	8	0.45	50
D0.8-M04-50-2T-EP	2	0.8	4	1.2	4	0.75	50
D0.8-M06-50-2T-EP	2	0.8	4	1.2	6	0.75	50
D0.8-M08-50-2T-EP	2	0.8	4	1.2	8	0.75	50
D0.8-M10-50-2T-EP	2	0.8	4	1.2	10	0.75	50
D1.0-M04-50-2T-EP	2	1.0	4	1.5	4	0.95	50
D1.0-M06-50-2T-EP	2	1.0	4	1.5	6	0.95	50
D1.0-M08-50-2T-EP	2	1.0	4	1.5	8	0.95	50
D1.0-M10-50-2T-EP	2	1.0	4	1.5	10	0.95	50
D1.0-M12-50-2T-EP	2	1.0	4	1.5	12	0.95	50
D1.0-M14-50-2T-EP	2	1.0	4	1.5	14	0.95	50
D1.2-M06-50-2T-EP	2	1.2	4	1.8	6	1.15	50
D1.2-M08-50-2T-EP	2	1.2	4	1.8	8	1.15	50
D1.2-M10-50-2T-EP	2	1.2	4	1.8	10	1.15	50
D1.2-M12-50-2T-EP	2	1.2	4	1.8	12	1.15	50
D1.5-M06-50-2T-EP	2	1.5	4	2.3	6	1.45	50
D1.5-M08-50-2T-EP	2	1.5	4	2.3	8	1.45	50
D1.5-M10-50-2T-EP	2	1.5	4	2.3	10	1.45	50
D1.5-M12-50-2T-EP	2	1.5	4	2.3	12	1.45	50
D1.5-M14-50-2T-EP	2	1.5	4	2.3	14	1.45	50
D2.0-M06-50-2T-EP	2	2.0	4	3.0	6	1.95	50
D2.0-M08-50-2T-EP	2	2.0	4	3.0	8	1.95	50
D2.0-M10-50-2T-EP	2	2.0	4	3.0	10	1.95	50
D2.0-M12-50-2T-EP	2	2.0	4	3.0	12	1.95	50
D2.0-M14-50-2T-EP	2	2.0	4	3.0	14	1.95	50
D2.0-M16-50-2T-EP	2	2.0	4	3.0	16	1.95	50

转下页  
See next page

■ 被加工材料使用表 ◎ 非常适合 ○ 适合 ■ Work Piece Table ◎ Excellent ○ Good

被加工材料 Work Piece									
碳素钢 Carbon steel	合金钢 Alloy steel	预硬钢、淬硬钢 Pre-hardened steel, Hardened steel ~40HRC ~50HRC ~55HRC ~68HRC		不锈钢 Stainless steel	铸铁、球墨铸铁 Cast iron, Nodular cast iron	铜合金 Copper alloy	铝合金 Aluminium alloy	钛合金 Titanium alloy	耐热合金 Heat resistant alloy
◎	◎	◎	○	○	◎				

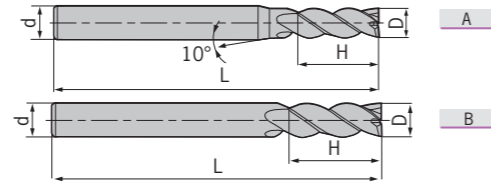
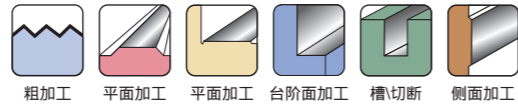
## DG-2-EP / Square / Long Neck / Short Flute / 2 Flutes DG-2-EP 两刃直柄长颈短刃平头立铣刀



型号 Specification	刃数 Teeth	D	d	H	M	d <sub>1</sub>	L
DG- D2.5-M08-50-2T-EP	2	2.5	4	3.7	8	2.4	50
D2.5-M10-50-2T-EP	2	2.5	4	3.7	10	2.4	50
D2.5-M12-50-2T-EP	2	2.5	4	3.7	12	2.4	50
D2.5-M14-50-2T-EP	2	2.5	4	3.7	14	2.4	50
D2.5-M16-60-2T-EP	2	2.5	4	3.7	16	2.4	60
D2.5-M18-60-2T-EP	2	2.5	4	3.7	18	2.4	60
D2.5-M20-60-2T-EP	2	2.5	4	3.7	20	2.4	60
D3.0-M06-50-2T-EP	2	3.0	6	4.5	6	2.85	50
D3.0-M08-50-2T-EP	2	3.0	6	4.5	8	2.85	50
D3.0-M10-50-2T-EP	2	3.0	6	4.5	10	2.85	50
D3.0-M12-50-2T-EP	2	3.0	6	4.5	12	2.85	50
D3.0-M14-60-2T-EP	2	3.0	6	4.5	14	2.85	60
D3.0-M16-60-2T-EP	2	3.0	6	4.5	16	2.85	60
D3.0-M18-60-2T-EP	2	3.0	6	4.5	18	2.85	60
D3.0-M20-60-2T-EP	2	3.0	6	4.5	20	2.85	60
D4.0-M12-50-2T-EP	2	4.0	6	6.0	12	3.85	50
D4.0-M16-60-2T-EP	2	4.0	6	6.0	16	3.85	60
D4.0-M20-60-2T-EP	2	4.0	6	6.0	20	3.85	60
D4.0-M25-60-2T-EP	2	4.0	6	6.0	25	3.85	60
D5.0-M16-60-2T-EP	2	5.0	6	7.5	16	4.85	60
D5.0-M25-70-2T-EP	2	5.0	6	7.5	25	4.85	70

■ 被加工材料使用表 ◎ 非常适合 ○ 适合 ■ Work Piece Table ◎ Excellent ○ Good

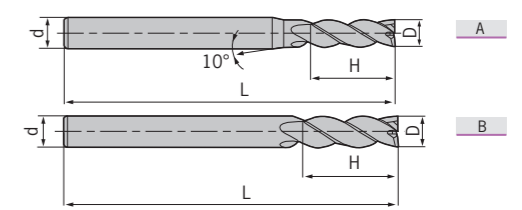
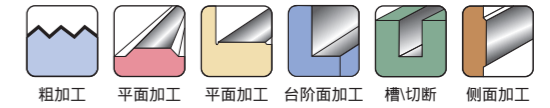
被加工材料 Work Piece									
碳素钢 Carbon steel	合金钢 Alloy steel	预硬钢、淬硬钢 Pre-hardened steel, Hardened steel ~40HRC ~50HRC ~55HRC ~68HRC		不锈钢 Stainless steel	铸铁、球墨铸铁 Cast iron, Nodular cast iron	铜合金 Copper alloy	铝合金 Aluminium alloy	钛合金 Titanium alloy	耐热合金 Heat resistant alloy
◎	◎	◎	○	○	◎				



型号 Specification	刃数 Teeth	图示 Figure	D	d	H	L
DG- D1.0S-50-4T-E	4	A	1.0	4	3	50
D1.5S-50-4T-E	4	A	1.5	4	4	50
D2.0S-50-4T-E	4	A	2.0	4	6	50
D2.5S-50-4T-E	4	A	2.5	4	8	50
D3.0S-50-4T-E	4	A	3.0	4	8	50
D4.0S-50-4T-E	4	B	4.0	4	11	50
D1.0-50-4T-E	4	A	1.0	6	3	50
D1.5-50-4T-E	4	A	1.5	6	4	50
D2.0-50-4T-E	4	A	2.0	6	6	50
D2.5-50-4T-E	4	A	2.5	6	8	50
D3.0-50-4T-E	4	A	3.0	6	8	50
D3.5-50-4T-E	4	A	3.5	6	10	50
D4.0-50-4T-E	4	A	4.0	6	11	50
D4.5-50-4T-E	4	A	4.5	6	11	50
D5.0-50-4T-E	4	A	5.0	6	13	50
D5.5-50-4T-E	4	A	5.5	6	16	50
D6.0-50-4T-E	4	B	6.0	6	16	50
D7.0-60-4T-E	4	A	7.0	8	20	60
D8.0-60-4T-E	4	B	8.0	8	20	60
D9.0-75-4T-E	4	A	9.0	10	22	75
D10.0-75-4T-E	4	B	10.0	10	25	75
D11.0-75-4T-E	4	A	11.0	12	26	75
D12.0-75-4T-E	4	B	12.0	12	30	75
D14.0-75-4T-E	4	B	14.0	14	32	75
D16.0-100-4T-E	4	B	16.0	16	45	100
D18.0-100-4T-E	4	B	18.0	18	45	100
D20.0-100-4T-E	4	B	20.0	20	45	100

被加工材料使用表 ◎非常合适 ○合适 ■Work Piece Table ◎Excellent ○Good

被加工材料 Work Piece									
碳素钢 Carbon steel	合金钢 Alloy steel	预硬钢、淬硬钢 Pre-hardened steel, Hardened steel ~40HRC ~50HRC ~55HRC ~68HRC		不锈钢 Stainless steel	铸铁、球墨铸铁 Cast iron, Nodular cast iron	铜合金 Copper alloy	铝合金 Aluminium alloy	钛合金 Titanium alloy	耐热合金 Heat resistant alloy
◎	◎	◎	○	○	◎				



型号 Specification	刃数 Teeth	图示 Figure	D	d	H	L
DG- D3.0-75-4T-EL	4	A	3.0	6	12	75
D4.0-75-4T-EL	4	A	4.0	6	15	75
D5.0-75-4T-EL	4	A	5.0	6	20	75
D6.0-75-4T-EL	4	B	6.0	6	20	75
D8.0-100-4T-EL	4	B	8.0	8	25	100
D10.0-100-4T-EL	4	B	10.0	10	30	100
D12.0-100-4T-EL	4	B	12.0	12	35	100
D14.0-100-4T-EL	4	B	14.0	14	40	100
D16.0-150-4T-EL	4	B	16.0	16	50	150
D20.0-150-4T-EL	4	B	20.0	20	55	150

被加工材料使用表 ◎非常合适 ○合适 ■Work Piece Table ◎Excellent ○Good

被加工材料 Work Piece									
碳素钢 Carbon steel	合金钢 Alloy steel	预硬钢、淬硬钢 Pre-hardened steel, Hardened steel ~40HRC ~50HRC ~55HRC ~68HRC		不锈钢 Stainless steel	铸铁、球墨铸铁 Cast iron, Nodular cast iron	铜合金 Copper alloy	铝合金 Aluminium alloy	钛合金 Titanium alloy	耐热合金 Heat resistant alloy
◎	◎	◎	○	○	◎				

技术参数  
Cutting data

铝加工立铣刀  
Al for aluminum alloy

高硬度加工立铣刀  
DH for hardened material

通用加工立铣刀  
DG for general purpose

高性能通用加工立铣刀  
DP for high performance

整体硬质合金铣刀  
CARBIDE END MILLS

## DG-4-G-E / Square / Standard / 4 Flutes DG-4-G-E 四刃直柄平头立铣刀

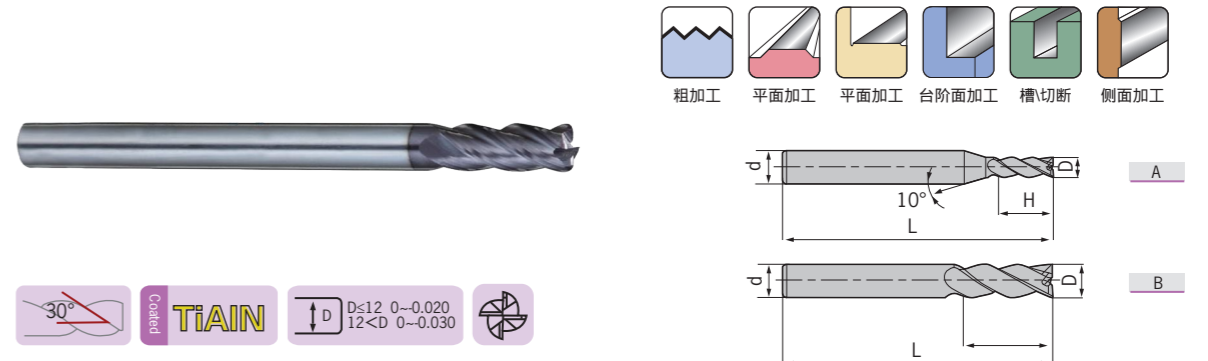


型号 Specification	刃数 Teeth	图示 Figure	D	d	H	L
DG- D1.0S-50-4T-G-E	4	A	1.0	4	3	50
D1.5S-50-4T-G-E	4	A	1.5	4	4	50
D2.0S-50-4T-G-E	4	A	2.0	4	6	50
D2.5S-50-4T-G-E	4	A	2.5	4	8	50
D3.0S-50-4T-G-E	4	A	3.0	4	8	50
D4.0S-50-4T-G-E	4	B	4.0	4	11	50
D1.0-50-4T-G-E	4	A	1.0	6	3	50
D1.5-50-4T-G-E	4	A	1.5	6	4	50
D2.0-50-4T-G-E	4	A	2.0	6	6	50
D2.5-50-4T-G-E	4	A	2.5	6	8	50
D3.0-50-4T-G-E	4	A	3.0	6	8	50
D3.5-50-4T-G-E	4	A	3.5	6	10	50
D4.0-50-4T-G-E	4	A	4.0	6	11	50
D4.5-50-4T-G-E	4	A	4.5	6	11	50
D5.0-50-4T-G-E	4	A	5.0	6	13	50
D5.5-50-4T-G-E	4	A	5.5	6	16	50
D6.0-50-4T-G-E	4	B	6.0	6	16	50
D7.0-60-4T-G-E	4	A	7.0	8	20	60
D8.0-60-4T-G-E	4	B	8.0	8	20	60
D9.0-75-4T-G-E	4	A	9.0	10	22	75
D10.0-75-4T-G-E	4	B	10.0	10	25	75
D11.0-75-4T-G-E	4	A	11.0	12	26	75
D12.0-75-4T-G-E	4	B	12.0	12	30	75
D14.0-75-4T-G-E	4	B	14.0	14	32	75
D16.0-100-4T-G-E	4	B	16.0	16	45	100
D18.0-100-4T-G-E	4	B	18.0	18	45	100
D20.0-100-4T-G-E	4	B	20.0	20	45	100

■ 被加工材料使用表 ◎ 非常适合 ○ 适合 ■ Work Piece Table ◎ Excellent ○ Good

被加工材料 Work Piece									
碳素钢 Carbon steel	合金钢 Alloy steel	预硬钢、淬硬钢 Pre-hardened steel, Hardened steel ~40HRC ~50HRC ~55HRC ~68HRC		不锈钢 Stainless steel	铸铁、球墨铸铁 Cast iron, Nodular cast iron	铜合金 Copper alloy	铝合金 Aluminium alloy	钛合金 Titanium alloy	耐热合金 Heat resistant alloy
◎	◎	◎	○	○	◎				

## DG-4-G-EL / Square / Long / 4 Flutes DG-4-G-EL 四刃直柄长刃平头立铣刀



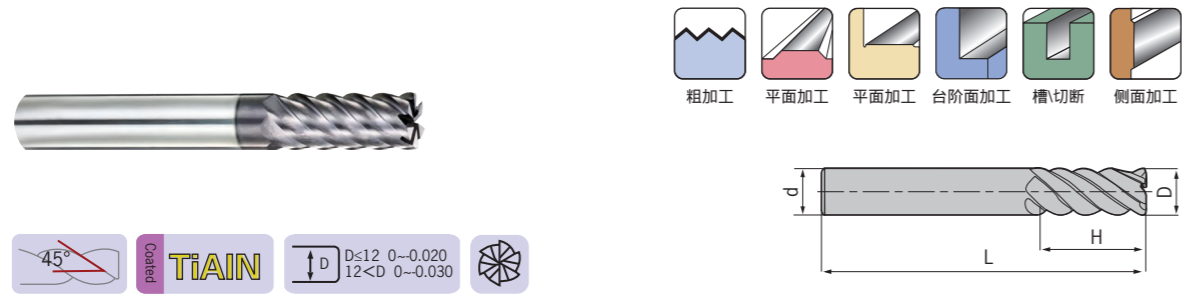
型号 Specification	刃数 Teeth	图示 Figure	D	d	H	L
DG- D3.0-75-4T-G-EL	4	A	3.0	6	12	75
D4.0-75-4T-G-EL	4	A	4.0	6	15	75
D5.0-75-4T-G-EL	4	A	5.0	6	20	75
D6.0-75-4T-G-EL	4	B	6.0	6	20	75
D8.0-100-4T-G-EL	4	B	8.0	8	25	100
D10.0-100-4T-G-EL	4	B	10.0	10	30	100
D12.0-100-4T-G-EL	4	B	12.0	12	35	100
D14.0-100-4T-G-EL	4	B	14.0	14	40	100
D16.0-150-4T-G-EL	4	B	16.0	16	50	150
D20.0-150-4T-G-EL	4	B	20.0	20	55	150

■ 被加工材料使用表 ◎ 非常适合 ○ 适合 ■ Work Piece Table ◎ Excellent ○ Good

被加工材料 Work Piece									
碳素钢 Carbon steel	合金钢 Alloy steel	预硬钢、淬硬钢 Pre-hardened steel, Hardened steel ~40HRC ~50HRC ~55HRC ~68HRC		不锈钢 Stainless steel	铸铁、球墨铸铁 Cast iron, Nodular cast iron	铜合金 Copper alloy	铝合金 Aluminium alloy	钛合金 Titanium alloy	耐热合金 Heat resistant alloy
◎	◎	◎	○	○	◎				

# DG

DG-6-E / Square / Standard / 6 Flutes  
DG-6-E 六刃直柄平头立铣刀



型号 Specification	刃数 Teeth	D	d	H	L
DG- D6.0-60-6T-E	6	6.0	6	18	60
D8.0-60-6T-E	6	8.0	8	20	60
D10.0-75-6T-E	6	10.0	10	30	75
D12.0-75-6T-E	6	12.0	12	32	75
D16.0-100-6T-E	6	16.0	16	40	100
D20.0-100-6T-E	6	20.0	20	45	100

## 特点 / Feature

- 刀具刚性好，最适宜侧面精铣加工。 ■ High rigidity for side milling.
- 可进行高速，大进给加工。 ■ High feed at high speed.

■ 被加工材料使用表 ◎ 非常适合 ○ 适合 ■ Work Piece Table ◎ Excellent ○ Good

被加工材料 Work Piece									
碳素钢 Carbon steel	合金钢 Alloy steel	预硬钢、淬硬钢 Pre-hardened steel, Hardened steel		不锈钢 Stainless steel	铸铁、球墨铸铁 Cast iron, Nodular cast iron	铜合金 Copper alloy	铝合金 Aluminium alloy	钛合金 Titanium alloy	耐热合金 Heat resistant alloy
		~40HRC	~50HRC	~55HRC	~68HRC				
◎	◎	◎	○	○	◎				

# DG

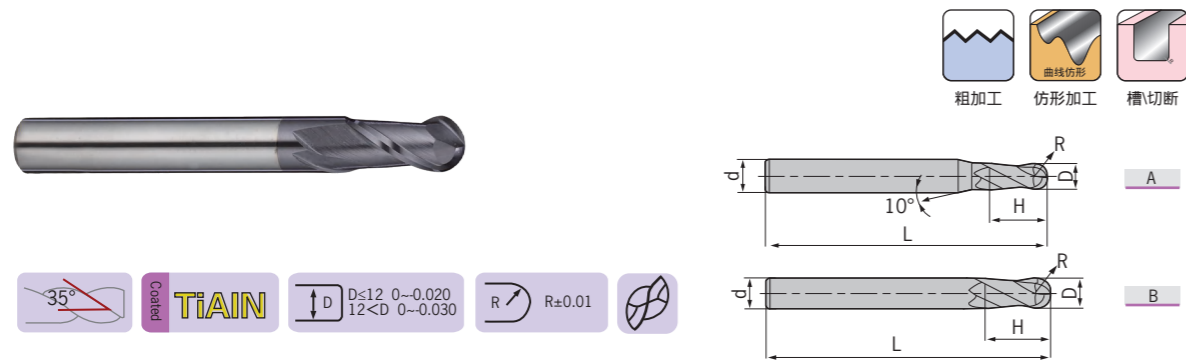
DG-6-EL / Square / Long / 6 Flutes  
DG-6-EL 六刃直柄长刃平头立铣刀



型号 Specification	刃数 Teeth	D	d	H	L
DG- D6.0-75-6T-EL	6	6.0	6	24	75
D8.0-75-6T-EL	6	8.0	8	32	75
D10.0-100-6T-EL	6	10.0	10	40	100
D12.0-100-6T-EL	6	12.0	12	45	100
D16.0-150-6T-EL	6	16.0	16	64	150
D20.0-150-6T-EL	6	20.0	20	75	150

■ 被加工材料使用表 ◎ 非常适合 ○ 适合 ■ Work Piece Table ◎ Excellent ○ Good

被加工材料 Work Piece									
碳素钢 Carbon steel	合金钢 Alloy steel	预硬钢、淬硬钢 Pre-hardened steel, Hardened steel		不锈钢 Stainless steel	铸铁、球墨铸铁 Cast iron, Nodular cast iron	铜合金 Copper alloy	铝合金 Aluminium alloy	钛合金 Titanium alloy	耐热合金 Heat resistant alloy
		~40HRC	~50HRC	~55HRC	~68HRC				
◎	◎	◎	○	○	◎				



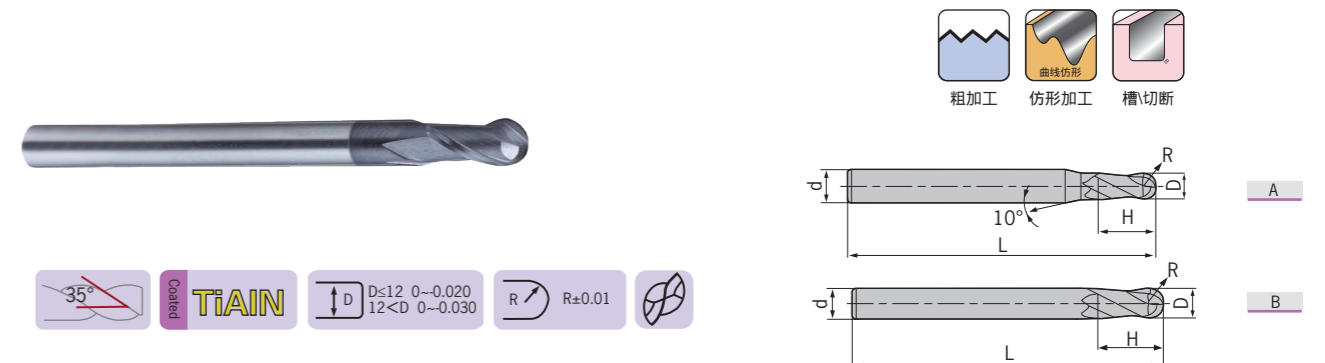
型号 Specification	刃数 Teeth	图示 Figure	D	R	d	H	L
DG- R0.5S-50-2T-B	2	A	1.0	0.5	4	2	50
R0.75S-50-2T-B	2	A	1.5	0.75	4	3	50
R1.0S-50-2T-B	2	A	2.0	1.0	4	4	50
R1.25S-50-2T-B	2	A	2.5	1.25	4	5	50
R1.5S-50-2T-B	2	A	3.0	1.5	4	6	50
R2.0S-50-2T-B	2	B	4.0	2.0	4	8	50
R0.5-50-2T-B	2	A	1.0	0.5	6	2	50
R0.75-50-2T-B	2	A	1.5	0.75	6	3	50
R1.0-50-2T-B	2	A	2.0	1.0	6	4	50
R1.25-50-2T-B	2	A	2.5	1.25	6	5	50
R1.5-50-2T-B	2	A	3.0	1.5	6	6	50
R1.75-50-2T-B	2	A	3.5	1.75	6	8	50
R2.0-50-2T-B	2	A	4.0	2.0	6	8	50
R2.5-50-2T-B	2	A	5.0	2.5	6	10	50
R2.75-50-2T-B	2	A	5.5	2.75	6	12	50
R3.0-50-2T-B	2	B	6.0	3.0	6	12	50
R3.5-60-2T-B	2	A	7.0	3.5	8	14	60
R4.0-60-2T-B	2	B	8.0	4.0	8	16	60
R4.5-75-2T-B	2	A	9.0	4.5	10	18	75
R5.0-75-2T-B	2	B	10.0	5.0	10	20	75
R6.0-75-2T-B	2	B	12.0	6.0	12	24	75
R7.0-75-2T-B	2	B	14.0	7.0	14	28	75
R8.0-100-2T-B	2	B	16.0	8.0	16	32	100
R10.0-100-2T-B	2	B	20.0	10.0	20	40	100

### 特点 / Feature

■ 适合于仿形铣削，可作高速加工。 ■ For profiling at high speed.

■ 被加工材料使用表 ◎ 非常适合 ○ 适合 ■ Work Piece Table ◎ Excellent ○ Good

被加工材料 Work Piece									
碳素钢 Carbon steel	合金钢 Alloy steel	预硬钢、淬硬钢 Pre-hardened steel, Hardened steel		不锈钢 Stainless steel	铸铁、球墨铸铁 Cast iron, Nodular cast iron	铜合金 Copper alloy	铝合金 Aluminium alloy	钛合金 Titanium alloy	耐热合金 Heat resistant alloy
		~40HRC	~50HRC ~55HRC ~68HRC						
◎	◎	◎	○	○	◎				

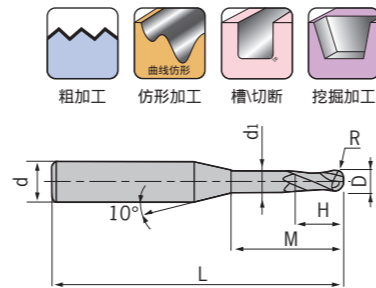
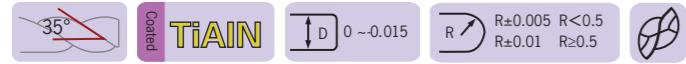


型号 Specification	刃数 Teeth	图示 Figure	D	R	d	H	L
DG- R1.0-75-2T-BL	2	A	2.0	1.0	6	4	75
R1.25-75-2T-BL	2	A	2.5	1.25	6	5	75
R1.5-75-2T-BL	2	A	3.0	1.5	6	6	75
R1.75-75-2T-BL	2	A	3.5	1.75	6	8	75
R2.0-75-2T-BL	2	A	4.0	2.0	6	8	75
R2.5-75-2T-BL	2	A	5.0	2.5	6	10	75
R2.75-75-2T-BL	2	A	5.5	2.75	6	12	75
R3.0-75-2T-BL	2	B	6.0	3.0	6	12	75
R3.5-75-2T-BL	2	A	7.0	3.5	8	14	75
R4.0-100-2T-BL	2	B	8.0	4.0	8	16	100
R4.5-100-2T-BL	2	A	9.0	4.5	10	18	100
R5.0-100-2T-BL	2	B	10.0	5.0	10	20	100
R6.0-100-2T-BL	2	B	12.0	6.0	12	24	100
R7.0-100-2T-BL	2	B	14.0	7.0	14	28	100
R8.0-150-2T-BL	2	B	16.0	8.0	16	32	150
R10.0-150-2T-BL	2	B	20.0	10.0	20	40	150

■ 被加工材料使用表 ◎ 非常适合 ○ 适合 ■ Work Piece Table ◎ Excellent ○ Good

被加工材料 Work Piece									
碳素钢 Carbon steel	合金钢 Alloy steel	预硬钢、淬硬钢 Pre-hardened steel, Hardened steel		不锈钢 Stainless steel	铸铁、球墨铸铁 Cast iron, Nodular cast iron	铜合金 Copper alloy	铝合金 Aluminium alloy	钛合金 Titanium alloy	耐热合金 Heat resistant alloy
		~40HRC	~50HRC ~55HRC ~68HRC						
◎	◎	◎	○	○	◎				

## DG-2-BP / Ball / Long Neck / Short Flute / 2 Flutes DG-2-BP 两刃直柄长颈短刃球头立铣刀



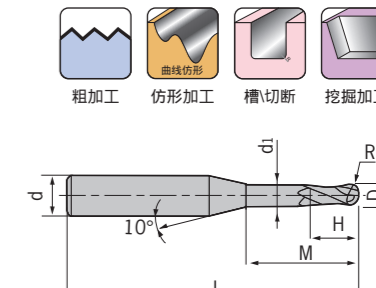
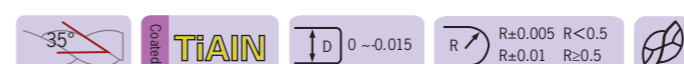
型号 Specification	刃数 Teeth	D	R	H	d <sub>1</sub>	M	d	L
DG- R0.25-M04-50-2T-BP	2	0.5	0.25	0.7	0.45	4	4	50
R0.25-M06-50-2T-BP	2	0.5	0.25	0.7	0.45	6	4	50
R0.3-M04-50-2T-BP	2	0.6	0.3	0.9	0.55	4	4	50
R0.3-M06-50-2T-BP	2	0.6	0.3	0.9	0.55	6	4	50
R0.3-M08-50-2T-BP	2	0.6	0.3	0.9	0.55	8	4	50
R0.4-M04-50-2T-BP	2	0.8	0.4	1.2	0.75	4	4	50
R0.4-M06-50-2T-BP	2	0.8	0.4	1.2	0.75	6	4	50
R0.4-M08-50-2T-BP	2	0.8	0.4	1.2	0.75	8	4	50
R0.4-M10-50-2T-BP	2	0.8	0.4	1.2	0.75	10	4	50
R0.5-M04-50-2T-BP	2	1.0	0.5	1.5	0.95	4	4	50
R0.5-M06-50-2T-BP	2	1.0	0.5	1.5	0.95	6	4	50
R0.5-M08-50-2T-BP	2	1.0	0.5	1.5	0.95	8	4	50
R0.5-M10-50-2T-BP	2	1.0	0.5	1.5	0.95	10	4	50
R0.5-M12-50-2T-BP	2	1.0	0.5	1.5	0.95	12	4	50
R0.6-M06-50-2T-BP	2	1.2	0.6	1.8	1.15	6	4	50
R0.6-M08-50-2T-BP	2	1.2	0.6	1.8	1.15	8	4	50
R0.6-M12-50-2T-BP	2	1.2	0.6	1.8	1.15	12	4	50
R0.6-M16-50-2T-BP	2	1.2	0.6	1.8	1.15	16	4	50
R0.75-M08-50-2T-BP	2	1.5	0.75	2.3	1.45	8	4	50
R0.75-M12-50-2T-BP	2	1.5	0.75	2.3	1.45	12	4	50
R0.75-M16-50-2T-BP	2	1.5	0.75	2.3	1.45	16	4	50
R1.0-M06-50-2T-BP	2	2.0	1.0	3.0	1.95	6	4	50
R1.0-M08-50-2T-BP	2	2.0	1.0	3.0	1.95	8	4	50
R1.0-M10-50-2T-BP	2	2.0	1.0	3.0	1.95	10	4	50
R1.0-M12-50-2T-BP	2	2.0	1.0	3.0	1.95	12	4	50
R1.0-M16-50-2T-BP	2	2.0	1.0	3.0	1.95	16	4	50
R1.0-M20-50-2T-BP	2	2.0	1.0	3.0	1.95	20	4	50
R1.25-M08-50-2T-BP	2	2.5	1.25	3.7	2.4	8	4	50
R1.25-M12-50-2T-BP	2	2.5	1.25	3.7	2.4	12	4	50

■ 被加工材料使用表 ◎ 非常适合 ○ 适合 ■ Work Piece Table ◎ Excellent ○ Good

被加工材料 Work Piece									
碳素钢 Carbon steel	合金钢 Alloy steel	预硬钢、淬硬钢 Pre-hardened steel, Hardened steel		不锈钢 Stainless steel	铸铁、球墨铸铁 Cast iron, Nodular cast iron	铜合金 Copper alloy	铝合金 Aluminium alloy	钛合金 Titanium alloy	耐热合金 Heat resistant alloy
◎	◎	◎	○	○	◎				

转下页  
See next page

## DG-2-BP / Ball / Long Neck / Short Flute / 2 Flutes DG-2-BP 两刃直柄长颈短刃球头立铣刀



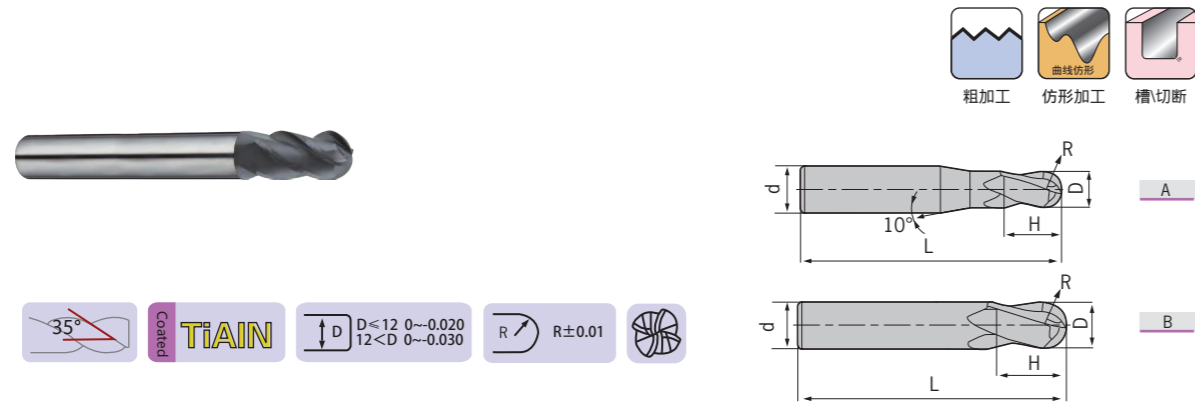
型号 Specification	刃数 Teeth	D	R	H	d <sub>1</sub>	M	d	L
DG- R1.25-M16-60-2T-BP	2	2.5	1.25	3.7	2.4	16	4	60
R1.25-M20-60-2T-BP	2	2.5	1.25	3.7	2.4	20	4	60
R1.5-M08-50-2T-BP	2	3.0	1.5	4.5	2.85	8	6	50
R1.5-M10-50-2T-BP	2	3.0	1.5	4.5	2.85	10	6	50
R1.5-M12-50-2T-BP	2	3.0	1.5	4.5	2.85	12	6	50
R1.5-M16-60-2T-BP	2	3.0	1.5	4.5	2.85	16	6	60
R1.5-M20-60-2T-BP	2	3.0	1.5	4.5	2.85	20	6	60
R2.0-M10-60-2T-BP	2	4.0	2.0	6.0	3.85	10	6	60
R2.0-M16-60-2T-BP	2	4.0	2.0	6.0	3.85	16	6	60
R2.0-M20-60-2T-BP	2	4.0	2.0	6.0	3.85	20	6	60
R2.0-M25-60-2T-BP	2	4.0	2.0	6.0	3.85	25	6	60
R2.5-M16-60-2T-BP	2	5.0	2.5	7.5	4.85	16	6	60
R2.5-M25-70-2T-BP	2	5.0	2.5	7.5	4.85	25	6	70

### 特点 / Feature

■ 适用于细槽加工以及自由曲面加工。 ■ For rib-processing and profiling in slots.

■ 被加工材料使用表 ◎ 非常适合 ○ 适合 ■ Work Piece Table ◎ Excellent ○ Good

被加工材料 Work Piece									
碳素钢 Carbon steel	合金钢 Alloy steel	预硬钢、淬硬钢 Pre-hardened steel, Hardened steel		不锈钢 Stainless steel	铸铁、球墨铸铁 Cast iron, Nodular cast iron	铜合金 Copper alloy	铝合金 Aluminium alloy	钛合金 Titanium alloy	耐热合金 Heat resistant alloy
◎	◎	◎	○	○	◎				



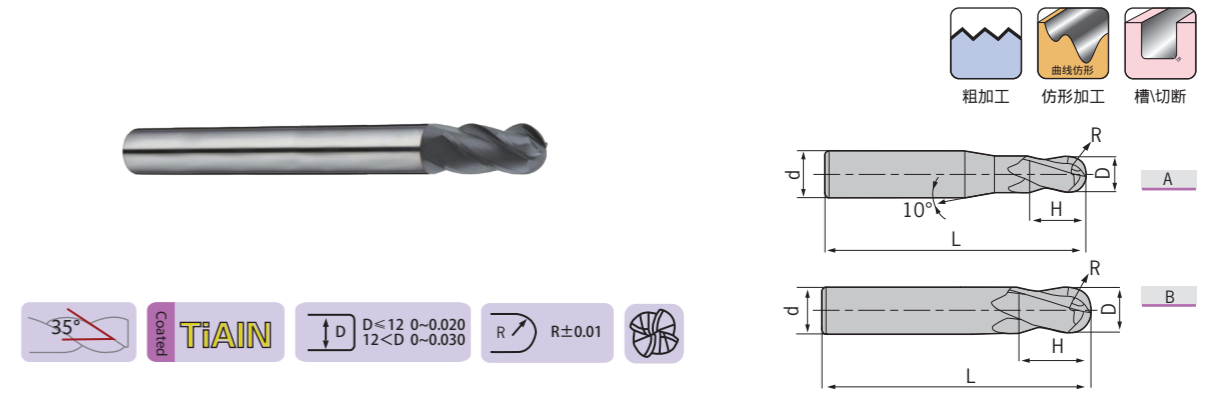
型号 Specification	刃数 Teeth	图示 Figure	D	R	d	H	L
DG- R1.5-50-4T-B	4	A	3.0	1.5	6	6	50
R2.0-50-4T-B	4	A	4.0	2.0	6	8	50
R2.5-50-4T-B	4	A	5.0	2.5	6	10	50
R3.0-50-4T-B	4	B	6.0	3.0	6	12	50
R4.0-60-4T-B	4	B	8.0	4.0	8	16	60
R5.0-75-4T-B	4	B	10.0	5.0	10	20	75
R6.0-75-4T-B	4	B	12.0	6.0	12	24	75
R7.0-75-4T-B	4	B	14.0	7.0	14	28	75
R8.0-100-4T-B	4	B	16.0	8.0	16	32	100
R9.0-100-4T-B	4	B	18.0	9.0	18	36	100
R10.0-100-4T-B	4	B	20.0	10.0	20	40	100

### 特点 / Feature

- 四刃球头铣刀可实现较高的进给速度，实现较高的切削加工效率。
- High feed speed, High efficiency.

■ 被加工材料使用表 ◎ 非常适合 ○ 适合 ■ Work Piece Table ◎ Excellent ○ Good

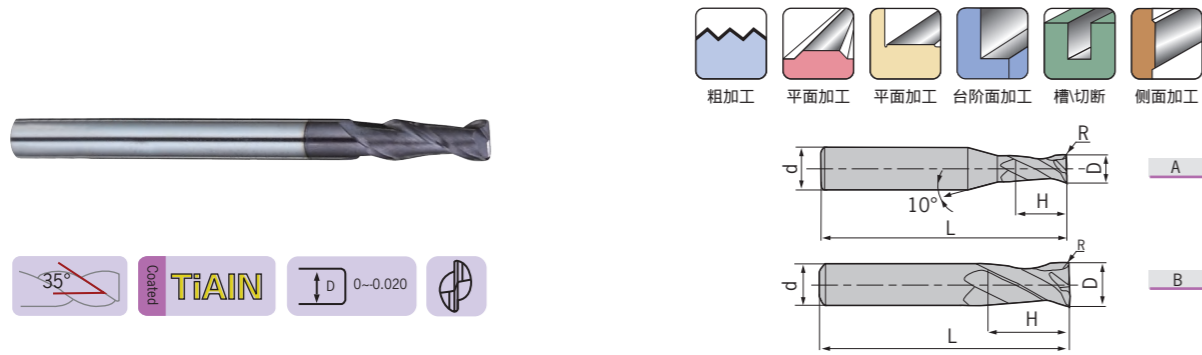
被加工材料 Work Piece											
碳素钢 Carbon steel	合金钢 Alloy steel	预硬钢、淬硬钢 Pre-hardened steel, Hardened steel ~40HRC ~50HRC ~55HRC ~68HRC				不锈钢 Stainless steel	铸铁、球墨铸铁 Cast iron, Nodular cast iron	铜合金 Copper alloy	铝合金 Aluminium alloy	钛合金 Titanium alloy	耐热合金 Heat resistant alloy
◎	◎	◎	○	○	○	◎					



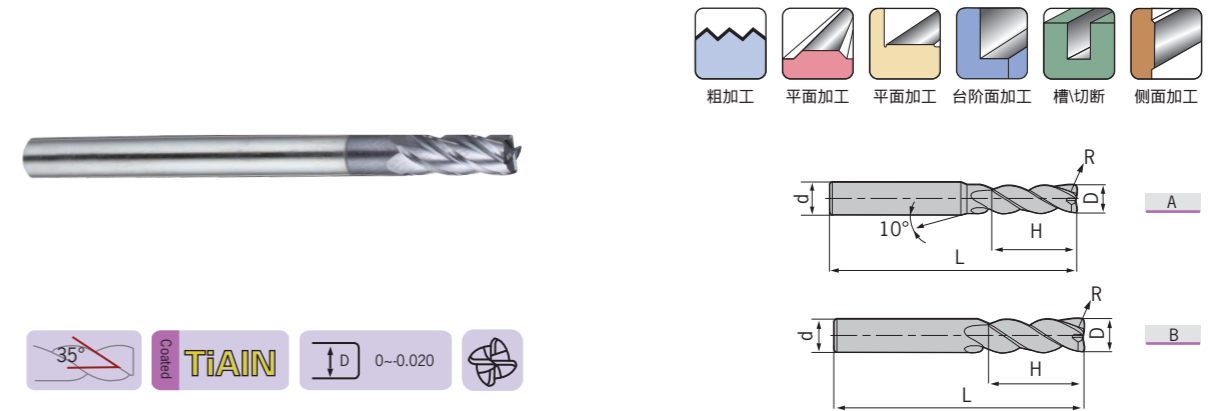
型号 Specification	刃数 Teeth	图示 Figure	D	R	d	H	L
DG- R1.5-75-4T-BL	4	A	3.0	1.5	6	6	75
R2.0-75-4T-BL	4	A	4.0	2.0	6	8	75
R2.5-75-4T-BL	4	A	5.0	2.5	6	10	75
R3.0-75-4T-BL	4	B	6.0	3.0	6	12	75
R4.0-100-4T-BL	4	B	8.0	4.0	8	16	100
R5.0-100-4T-BL	4	B	10.0	5.0	10	20	100
R6.0-100-4T-BL	4	B	12.0	6.0	12	24	100
R7.0-100-4T-BL	4	B	14.0	7.0	14	28	100
R8.0-150-4T-BL	4	B	16.0	8.0	16	32	150
R9.0-150-4T-BL	4	B	18.0	9.0	18	36	150
R10.0-150-4T-BL	4	B	20.0	10.0	20	40	150

■ 被加工材料使用表 ◎ 非常适合 ○ 适合 ■ Work Piece Table ◎ Excellent ○ Good

被加工材料 Work Piece											
碳素钢 Carbon steel	合金钢 Alloy steel	预硬钢、淬硬钢 Pre-hardened steel, Hardened steel ~40HRC ~50HRC ~55HRC ~68HRC				不锈钢 Stainless steel	铸铁、球墨铸铁 Cast iron, Nodular cast iron	铜合金 Copper alloy	铝合金 Aluminium alloy	钛合金 Titanium alloy	耐热合金 Heat resistant alloy
◎	◎	◎	○	○	○	◎					



型号 Specification	刃数 Teeth	图示 Figure	D	R	d	H	L
DG- D1.0R0.2-50-2T-R	2	A	1.0	0.2	4	3	50
D1.5R0.2-50-2T-R	2	A	1.5	0.2	4	4	50
D2.0R0.2-50-2T-R	2	A	2.0	0.2	4	6	50
D2.0R0.5-50-2T-R	2	A	2.0	0.5	4	6	50
D2.5R0.2-50-2T-R	2	A	2.5	0.2	4	8	50
D2.5R0.5-50-2T-R	2	A	2.5	0.5	4	8	50
D3.0R0.2-50-2T-R	2	A	3.0	0.2	4	8	50
D3.0R0.3-50-2T-R	2	A	3.0	0.3	4	8	50
D3.0R0.5-50-2T-R	2	A	3.0	0.5	4	8	50
D4.0R0.2-50-2T-R	2	B	4.0	0.2	4	11	50
D4.0R0.3-50-2T-R	2	B	4.0	0.3	4	11	50
D4.0R0.5-50-2T-R	2	B	4.0	0.5	4	11	50
D4.0R1.0-50-2T-R	2	B	4.0	1.0	4	11	50
D5.0R0.3-50-2T-R	2	A	5.0	0.3	6	13	50
D5.0R0.5-50-2T-R	2	A	5.0	0.5	6	13	50
D5.0R1.0-50-2T-R	2	A	5.0	1.0	6	13	50
D6.0R0.3-50-2T-R	2	B	6.0	0.3	6	16	50
D6.0R0.5-50-2T-R	2	B	6.0	0.5	6	16	50
D6.0R1.0-50-2T-R	2	B	6.0	1.0	6	16	50
D8.0R0.3-60-2T-R	2	B	8.0	0.3	8	20	60
D8.0R0.5-60-2T-R	2	B	8.0	0.5	8	20	60
D8.0R1.0-60-2T-R	2	B	8.0	1.0	8	20	60
D10.0R0.5-75-2T-R	2	B	10.0	0.5	10	25	75
D10.0R1.0-75-2T-R	2	B	10.0	1.0	10	25	75
D10.0R1.5-75-2T-R	2	B	10.0	1.5	10	25	75
D10.0R2.0-75-2T-R	2	B	10.0	2.0	10	25	75
D12.0R0.5-75-2T-R	2	B	12.0	0.5	12	30	75
D12.0R1.0-75-2T-R	2	B	12.0	1.0	12	30	75
D12.0R1.5-75-2T-R	2	B	12.0	1.5	12	30	75
D12.0R2.0-75-2T-R	2	B	12.0	2.0	12	30	75



型号 Specification	刃数 Teeth	图示 Figure	D	R	d	H	L
DG- D3.0R0.2-50-4T-R	4	A	3.0	0.2	4	8	50
D4.0R0.3-50-4T-R	4	B	4.0	0.3	4	10	50
D4.0R0.5-50-4T-R	4	B	4.0	0.5	4	10	50
D5.0R0.5-50-4T-R	4	A	5.0	0.5	6	13	50
D5.0R1.0-50-4T-R	4	A	5.0	1.0	6	13	50
D6.0R0.5-50-4T-R	4	B	6.0	0.5	6	16	50
D6.0R1.0-50-4T-R	4	B	6.0	1.0	6	16	50
D8.0R0.5-60-4T-R	4	B	8.0	0.5	8	20	60
D8.0R1.0-60-4T-R	4	B	8.0	1.0	8	20	60
D10.0R0.5-75-4T-R	4	B	10.0	0.5	10	25	75
D10.0R1.0-75-4T-R	4	B	10.0	1.0	10	25	75
D10.0R2.0-75-4T-R	4	B	10.0	2.0	10	25	75
D10.0R3.0-75-4T-R	4	B	10.0	3.0	10	25	75
D12.0R0.5-75-4T-R	4	B	12.0	0.5	12	30	75
D12.0R1.0-75-4T-R	4	B	12.0	1.0	12	30	75
D12.0R2.0-75-4T-R	4	B	12.0	2.0	12	30	75
D12.0R3.0-75-4T-R	4	B	12.0	3.0	12	30	75

■ 被加工材料使用表 ◎ 非常适合 ○ 适合 ■ Work Piece Table ◎ Excellent ○ Good

被加工材料 Work Piece									
碳素钢 Carbon steel	合金钢 Alloy steel	预硬钢、淬硬钢 Pre-hardened steel, Hardened steel		不锈钢 Stainless steel	铸铁、球墨铸铁 Cast iron, Nodular cast iron	铜合金 Copper alloy	铝合金 Aluminium alloy	钛合金 Titanium alloy	耐热合金 Heat resistant alloy
		~40HRC	~50HRC ~55HRC ~68HRC						
◎	◎	◎	○	○	◎				

■ 被加工材料使用表 ◎ 非常适合 ○ 适合 ■ Work Piece Table ◎ Excellent ○ Good

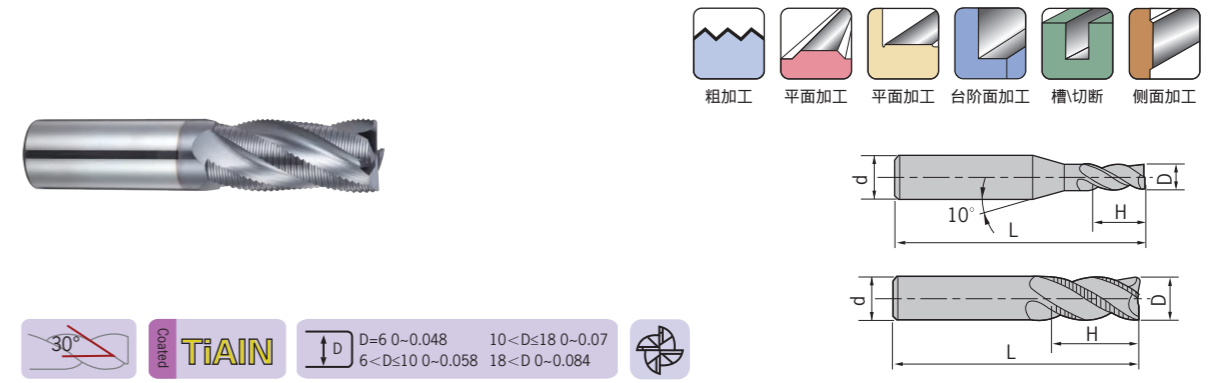

被加工材料 Work Piece									
碳素钢 Carbon steel	合金钢 Alloy steel	预硬钢、淬硬钢 Pre-hardened steel, Hardened steel		不锈钢 Stainless steel	铸铁、球墨铸铁 Cast iron, Nodular cast iron	铜合金 Copper alloy	铝合金 Aluminium alloy	钛合金 Titanium alloy	耐热合金 Heat resistant alloy
		~40HRC	~50HRC ~55HRC ~68HRC						
◎	◎	◎	○	○	◎				

# DG

DG-4-RL / Corner Radius / Long / 4 Flutes  
DG-4-RL 四刃直柄长柄圆弧立铣刀

# DG

DG-4-W / Square / Standard / 4 Flutes / Waving  
DG-4-W 四刃直柄平头波形刃立铣刀



型号 Specification	刃数 Teeth	D	R	d	H	L
DG- D6.0R0.5-75-4T-RL	4	6.0	0.5	6	16	75
D6.0R1.0-75-4T-RL	4	6.0	1.0	6	16	75
D8.0R0.5-100-4T-RL	4	8.0	0.5	8	20	100
D8.0R1.0-100-4T-RL	4	8.0	1.0	8	20	100
D10.0R0.5-100-4T-RL	4	10.0	0.5	10	25	100
D10.0R1.0-100-4T-RL	4	10.0	1.0	10	25	100
D10.0R2.0-100-4T-RL	4	10.0	2.0	10	25	100
D12.0R0.5-100-4T-RL	4	12.0	0.5	12	30	100
D12.0R1.0-100-4T-RL	4	12.0	1.0	12	30	100
D12.0R2.0-100-4T-RL	4	12.0	2.0	12	30	100
D16.0R1.0-150-4T-RL	4	16.0	1.0	16	45	150
D16.0R2.0-150-4T-RL	4	16.0	2.0	16	45	150

型号 Specification	刃数 Teeth	D	d	H	L	Z
DG- D6.0-50-4T-W	4	6.0	6	16	50	4
D7.0-60-4T-W	4	7.0	8	20	60	4
D8.0-60-4T-W	4	8.0	8	20	60	4
D9.0-75-4T-W	4	9.0	10	22	75	4
D10.0-75-4T-W	4	10.0	10	25	75	4
D11.0-75-4T-W	4	11.0	12	26	75	4
D12.0-75-4T-W	4	12.0	12	30	75	4
D16.0-100-4T-W	4	16.0	16	45	100	4
D20.0-100-4T-W	4	20.0	20	45	100	4

### 特点 / Feature

- 最适宜高效粗加工。
- For roughing with high efficiency.

被加工材料使用表 ◎ 非常适合 ○ 适合 ■ Work Piece Table ◎ Excellent ○ Good

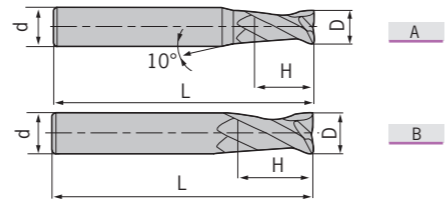
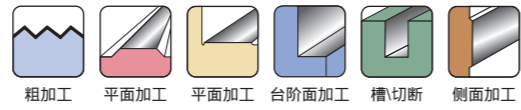
被加工材料 Work Piece									
碳素钢 Carbon steel	合金钢 Alloy steel	预硬钢、淬硬钢 Pre-hardened steel, Hardened steel		不锈钢 Stainless steel	铸铁、球墨铸铁 Cast iron, Nodular cast iron	铜合金 Copper alloy	铝合金 Aluminium alloy	钛合金 Titanium alloy	耐热合金 Heat resistant alloy
◎	◎	◎	○	○	◎				

被加工材料使用表 ◎ 非常适合 ○ 适合 ■ Work Piece Table ◎ Excellent ○ Good

被加工材料 Work Piece									
碳素钢 Carbon steel	合金钢 Alloy steel	预硬钢、淬硬钢 Pre-hardened steel, Hardened steel		不锈钢 Stainless steel	铸铁、球墨铸铁 Cast iron, Nodular cast iron	铜合金 Copper alloy	铝合金 Aluminium alloy	钛合金 Titanium alloy	耐热合金 Heat resistant alloy
◎	◎	◎	○	○	◎				

# DH

DH-2-E / Square / Standard / 2 Flutes  
DH-2-E 两刃直柄平头立铣刀



型号 Specification	刃数 Teeth	图示 Figure	D	d	H	L
DH- D1.0S-50-2T-E	2	A	1.0	4	3	50
D1.5S-50-2T-E	2	A	1.5	4	4	50
D2.0S-50-2T-E	2	A	2.0	4	6	50
D2.5S-50-2T-E	2	A	2.5	4	8	50
D3.0S-50-2T-E	2	A	3.0	4	8	50
D4.0S-50-2T-E	2	B	4.0	4	11	50
D1.0-50-2T-E	2	A	1.0	6	3	50
D1.5-50-2T-E	2	A	1.5	6	4	50
D2.0-50-2T-E	2	A	2.0	6	6	50
D2.5-50-2T-E	2	A	2.5	6	8	50
D3.0-50-2T-E	2	A	3.0	6	8	50
D3.5-50-2T-E	2	A	3.5	6	10	50
D4.0-50-2T-E	2	A	4.0	6	11	50
D4.5-50-2T-E	2	A	4.5	6	11	50
D5.0-50-2T-E	2	A	5.0	6	13	50
D5.5-50-2T-E	2	A	5.5	6	16	50
D6.0-50-2T-E	2	B	6.0	6	16	50
D7.0-60-2T-E	2	A	7.0	8	20	60
D8.0-60-2T-E	2	B	8.0	8	20	60
D9.0-75-2T-E	2	A	9.0	10	22	75
D10.0-75-2T-E	2	B	10.0	10	25	75
D11.0-75-2T-E	2	A	11.0	12	26	75
D12.0-75-2T-E	2	B	12.0	12	30	75
D14.0-100-2T-E	2	B	14.0	14	32	100
D16.0-100-2T-E	2	B	16.0	16	45	100
D18.0-100-2T-E	2	B	18.0	18	45	100
D20.0-100-2T-E	2	B	20.0	20	45	100

## 特点 / Feature

- 适用于沟槽铣削。 ■ For milling in groove.
- 最适于高速切削、干式切削。 ■ High speed; Dry-cutting.

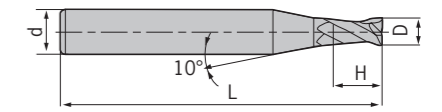
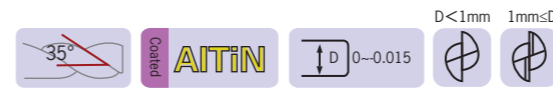
■ 被加工材料使用表 ○ 非常适合 ○ 适合 ■ Work Piece Table ◎ Excellent ○ Good

### 被加工材料 Work Piece

碳素钢 Carbon steel	合金钢 Alloy steel	预硬钢、淬硬钢 Pre-hardened steel, Hardened steel ~40HRC ~50HRC ~55HRC ~68HRC	不锈钢 Stainless steel	铸铁、球墨铸铁 Cast iron, Nodular cast iron	铜合金 Copper alloy	铝合金 Aluminium alloy	钛合金 Titanium alloy	耐热合金 Heat resistant alloy
○	○	◎	○	○	○	○	○	○

# DH

DH-2-ES / Square / Micro / 2 Flutes  
DH-2-ES 两刃直柄微小径平头立铣刀



型号 Specification	刃数 Teeth	D	d	H	L
DH- D0.3-50-2T-ES	2	0.3	4	0.6	50
D0.4-50-2T-ES	2	0.4	4	0.8	50
D0.5-50-2T-ES	2	0.5	4	1.0	50
D0.6-50-2T-ES	2	0.6	4	1.2	50
D0.7-50-2T-ES	2	0.7	4	1.4	50
D0.8-50-2T-ES	2	0.8	4	1.6	50
D0.9-50-2T-ES	2	0.9	4	1.8	50
D1.0-50-2T-ES	2	1.0	4	2.0	50
D1.1-50-2T-ES	2	1.1	4	2.0	50
D1.2-50-2T-ES	2	1.2	4	2.5	50
D1.3-50-2T-ES	2	1.3	4	2.5	50
D1.4-50-2T-ES	2	1.4	4	3.0	50
D1.5-50-2T-ES	2	1.5	4	3.0	50
D1.6-50-2T-ES	2	1.6	4	3.5	50
D1.7-50-2T-ES	2	1.7	4	3.5	50
D1.8-50-2T-ES	2	1.8	4	4.0	50
D1.9-50-2T-ES	2	1.9	4	4.0	50
D2.0-50-2T-ES	2	2.0	4	4.0	50
D2.1-50-2T-ES	2	2.1	4	4.0	50
D2.2-50-2T-ES	2	2.2	4	4.5	50
D2.3-50-2T-ES	2	2.3	4	4.5	50
D2.4-50-2T-ES	2	2.4	4	5.0	50
D2.5-50-2T-ES	2	2.5	4	5.0	50
D2.6-50-2T-ES	2	2.6	4	5.0	50
D2.7-50-2T-ES	2	2.7	4	5.5	50
D2.8-50-2T-ES	2	2.8	4	5.5	50
D2.9-50-2T-ES	2	2.9	4	6.0	50
D3.0-50-2T-ES	2	3.0	4	6.0	50

## 特点 / Feature

- 微小径铣刀可充分发挥加工中心高速、高精度性能，常用于电子零件等精密零件的加工。
- High-precision performance at high speed due to micro neck diameter.

■ 被加工材料使用表 ○ 非常适合 ○ 适合 ■ Work Piece Table ◎ Excellent ○ Good

### 被加工材料 Work Piece

碳素钢 Carbon steel	合金钢 Alloy steel	预硬钢、淬硬钢 Pre-hardened steel, Hardened steel ~40HRC ~50HRC ~55HRC ~68HRC	不锈钢 Stainless steel	铸铁、球墨铸铁 Cast iron, Nodular cast iron	铜合金 Copper alloy	铝合金 Aluminium alloy	钛合金 Titanium alloy	耐热合金 Heat resistant alloy
○	○	◎	○	○	○	○	○	○

DH-2-EP / Square / Long Neck / Short Flute / 2 Flutes  
DH-2-EP 两刃直柄长颈短刃平头立铣刀



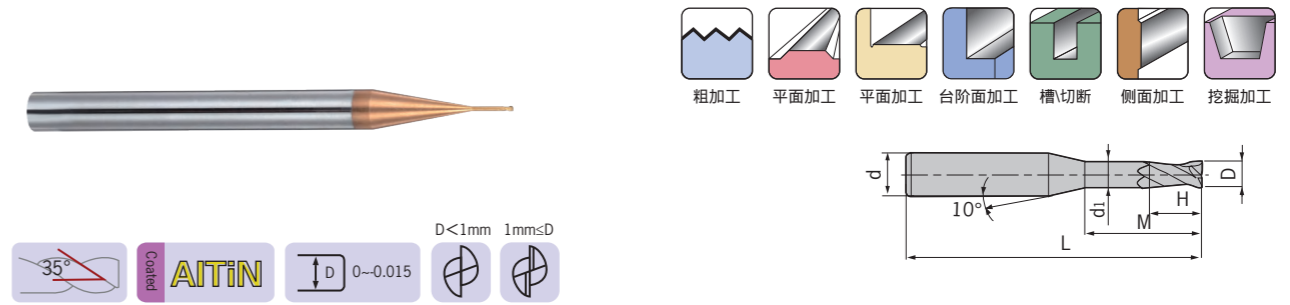
型号 Specification	刃数 Teeth	D	d	H	M	d <sub>1</sub>	L
DH- D0.5-M04-50-2T-EP	2	0.5	4	0.7	4	0.45	50
D0.5-M06-50-2T-EP	2	0.5	4	0.7	6	0.45	50
D0.5-M08-50-2T-EP	2	0.5	4	0.7	8	0.45	50
D0.8-M04-50-2T-EP	2	0.8	4	1.2	4	0.75	50
D0.8-M06-50-2T-EP	2	0.8	4	1.2	6	0.75	50
D0.8-M08-50-2T-EP	2	0.8	4	1.2	8	0.75	50
D0.8-M10-50-2T-EP	2	0.8	4	1.2	10	0.75	50
D1.0-M04-50-2T-EP	2	1.0	4	1.5	4	0.95	50
D1.0-M06-50-2T-EP	2	1.0	4	1.5	6	0.95	50
D1.0-M08-50-2T-EP	2	1.0	4	1.5	8	0.95	50
D1.0-M10-50-2T-EP	2	1.0	4	1.5	10	0.95	50
D1.0-M12-50-2T-EP	2	1.0	4	1.5	12	0.95	50
D1.0-M14-50-2T-EP	2	1.0	4	1.5	14	0.95	50
D1.2-M06-50-2T-EP	2	1.2	4	1.8	6	1.15	50
D1.2-M08-50-2T-EP	2	1.2	4	1.8	8	1.15	50
D1.2-M10-50-2T-EP	2	1.2	4	1.8	10	1.15	50
D1.2-M12-50-2T-EP	2	1.2	4	1.8	12	1.15	50
D1.5-M06-50-2T-EP	2	1.5	4	2.3	6	1.45	50
D1.5-M08-50-2T-EP	2	1.5	4	2.3	8	1.45	50
D1.5-M10-50-2T-EP	2	1.5	4	2.3	10	1.45	50
D1.5-M12-50-2T-EP	2	1.5	4	2.3	12	1.45	50
D1.5-M14-50-2T-EP	2	1.5	4	2.3	14	1.45	50
D2.0-M06-50-2T-EP	2	2.0	4	3.0	6	1.95	50
D2.0-M08-50-2T-EP	2	2.0	4	3.0	8	1.95	50
D2.0-M10-50-2T-EP	2	2.0	4	3.0	10	1.95	50
D2.0-M12-50-2T-EP	2	2.0	4	3.0	12	1.95	50
D2.0-M14-50-2T-EP	2	2.0	4	3.0	14	1.95	50
D2.0-M16-50-2T-EP	2	2.0	4	3.0	16	1.95	50
D2.5-M08-50-2T-EP	2	2.5	4	3.7	8	2.4	50
D2.5-M10-50-2T-EP	2	2.5	4	3.7	10	2.4	50
D2.5-M12-50-2T-EP	2	2.5	4	3.7	12	2.4	50
D2.5-M14-50-2T-EP	2	2.5	4	3.7	14	2.4	50

转下页  
See next page

被加工材料使用表 ◎非常合适 ○适合 ■Work Piece Table ◎Excellent ○Good

被加工材料 Work Piece											
碳素钢 Carbon steel	合金钢 Alloy steel	预硬钢、淬硬钢 Pre-hardened steel, Hardened steel ~40HRC ~50HRC ~55HRC ~68HRC				不锈钢 Stainless steel	铸铁、球墨铸铁 Cast iron, Nodular cast iron	铜合金 Copper alloy	铝合金 Aluminium alloy	钛合金 Titanium alloy	耐热合金 Heat resistant alloy
○	◎	◎	◎	◎	○	○	○	○	○	○	

DH-2-EP / Square / Long Neck / Short Flute / 2 Flutes  
DH-2-EP 两刃直柄长颈短刃平头立铣刀



型号 Specification	刃数 Teeth	D	d	H	M	d <sub>1</sub>	L
DH- D2.5-M16-60-2T-EP	2	2.5	4	3.7	16	2.4	60
D2.5-M18-60-2T-EP	2	2.5	4	3.7	18	2.4	60
D2.5-M20-60-2T-EP	2	2.5	4	3.7	20	2.4	60
D3.0-M06-50-2T-EP	2	3.0	6	4.5	6	2.85	50
D3.0-M08-50-2T-EP	2	3.0	6	4.5	8	2.85	50
D3.0-M10-50-2T-EP	2	3.0	6	4.5	10	2.85	50
D3.0-M12-50-2T-EP	2	3.0	6	4.5	12	2.85	50
D3.0-M14-60-2T-EP	2	3.0	6	4.5	14	2.85	60
D3.0-M16-60-2T-EP	2	3.0	6	4.5	16	2.85	60
D3.0-M18-60-2T-EP	2	3.0	6	4.5	18	2.85	60
D3.0-M20-60-2T-EP	2	3.0	6	4.5	20	2.85	60
D4.0-M12-50-2T-EP	2	4.0	6	6.0	12	3.85	50
D4.0-M16-60-2T-EP	2	4.0	6	6.0	16	3.85	60
D4.0-M20-60-2T-EP	2	4.0	6	6.0	20	3.85	60
D4.0-M25-60-2T-EP	2	4.0	6	6.0	25	3.85	60
D5.0-M16-60-2T-EP	2	5.0	6	7.5	16	4.85	60
D5.0-M25-70-2T-EP	2	5.0	6	7.5	25	4.85	70

### 特点 / Feature

- 适用于细槽加工或会产生干涉的细微部分的加工。
- For rib-processing and very fine operations without interference.

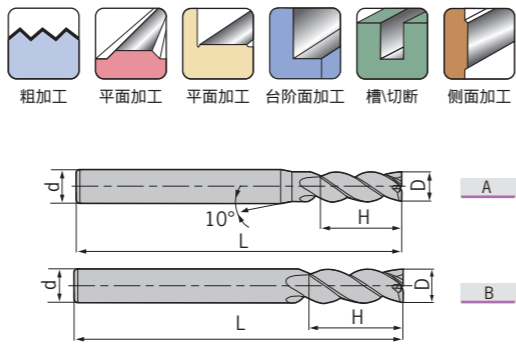
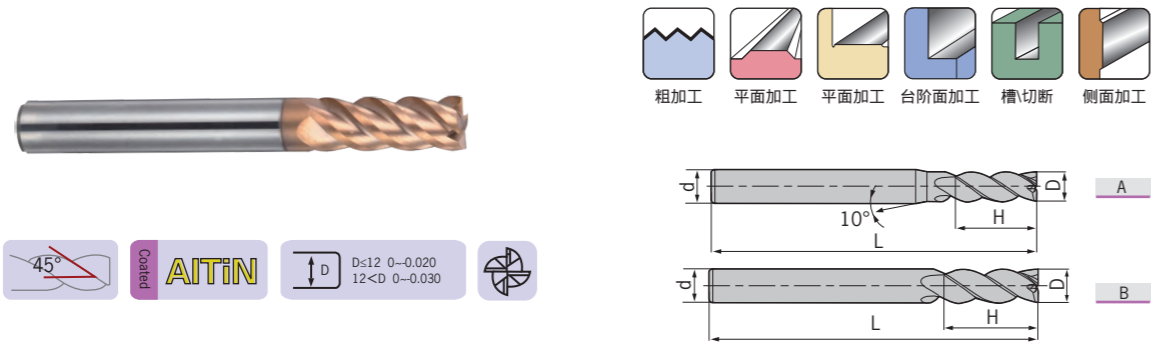
被加工材料使用表 ◎非常合适 ○适合 ■Work Piece Table ◎Excellent ○Good

被加工材料 Work Piece											
碳素钢 Carbon steel	合金钢 Alloy steel	预硬钢、淬硬钢 Pre-hardened steel, Hardened steel ~40HRC ~50HRC ~55HRC ~68HRC				不锈钢 Stainless steel	铸铁、球墨铸铁 Cast iron, Nodular cast iron	铜合金 Copper alloy	铝合金 Aluminium alloy	钛合金 Titanium alloy	耐热合金 Heat resistant alloy
○	◎	◎	◎	◎	○	○	○	○	○	○	

技术参数 Cutting data  
D1 铝加工立铣刀 DI for aluminium alloy  
D2 高强度加工立铣刀 DI for hardened material  
D3 通用加工立铣刀 DI for general purpose  
D4 高性能通用加工立铣刀 DI for high performance  
D5 整体硬质合金立铣刀 CARBIDE END MILLS

# DH

DH-4-E / Square / Standard / 4 Flutes  
DH-4-E 四刃直柄平头立铣刀



型号 Specification	刃数 Teeth	图示 Figure	D	d	H	L
DH- D1.0S-50-4T-E	4	A	1.0	4	3	50
D1.5S-50-4T-E	4	A	1.5	4	4	50
D2.0S-50-4T-E	4	A	2.0	4	6	50
D2.5S-50-4T-E	4	A	2.5	4	8	50
D3.0S-50-4T-E	4	A	3.0	4	8	50
D4.0S-50-4T-E	4	B	4.0	4	11	50
D1.0-50-4T-E	4	A	1.0	6	3	50
D1.5-50-4T-E	4	A	1.5	6	4	50
D2.0-50-4T-E	4	A	2.0	6	6	50
D2.5-50-4T-E	4	A	2.5	6	8	50
D3.0-50-4T-E	4	A	3.0	6	8	50
D3.5-50-4T-E	4	A	3.5	6	10	50
D4.0-50-4T-E	4	A	4.0	6	11	50
D4.5-50-4T-E	4	A	4.5	6	11	50
D5.0-50-4T-E	4	A	5.0	6	13	50
D5.5-50-4T-E	4	A	5.5	6	16	50
D6.0-50-4T-E	4	B	6.0	6	16	50
D7.0-60-4T-E	4	A	7.0	8	20	60
D8.0-60-4T-E	4	B	8.0	8	20	60
D9.0-75-4T-E	4	A	9.0	10	22	75
D10.0-75-4T-E	4	B	10.0	10	25	75
D11.0-75-4T-E	4	A	11.0	12	26	75
D12.0-75-4T-E	4	B	12.0	12	30	75
D14.0-75-4T-E	4	B	14.0	14	32	75
D16.0-100-4T-E	4	B	16.0	16	45	100
D18.0-100-4T-E	4	B	18.0	18	45	100
D20.0-100-4T-E	4	B	20.0	20	45	100

### 特点 / Feature

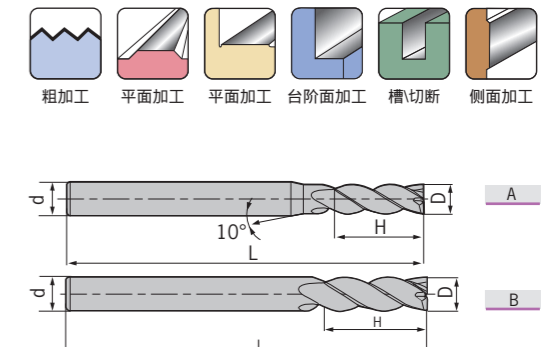
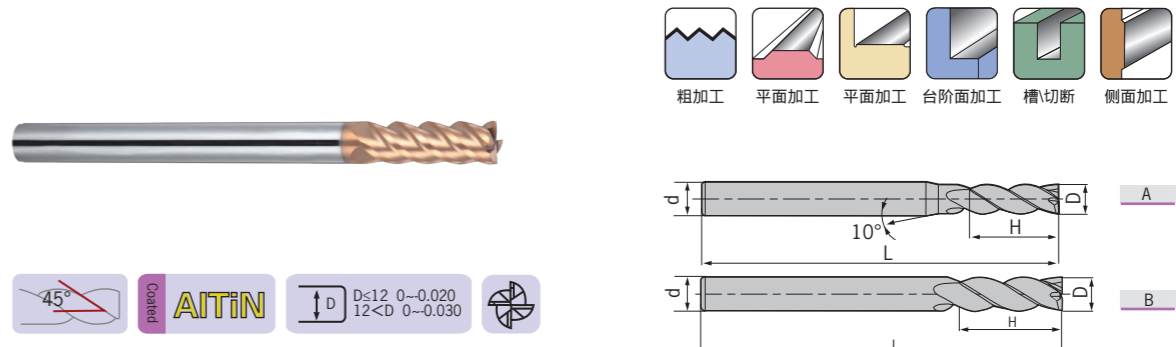
- 适用于侧面铣削，浅槽加工。 ■ For side-milling and grooving.
- 最适于高速切削、干式切削。 ■ High speed; Dry-cutting.

■ 被加工材料使用表 ◎ 非常适合 ○ 适合 ■ Work Piece Table ◎ Excellent ○ Good

被加工材料 Work Piece											
碳素钢 Carbon steel	合金钢 Alloy steel	预硬钢、淬硬钢 Pre-hardened steel, Hardened steel ~40HRC ~50HRC ~55HRC ~68HRC				不锈钢 Stainless steel	铸铁、球墨铸铁 Cast iron, Nodular cast iron	铜合金 Copper alloy	铝合金 Aluminium alloy	钛合金 Titanium alloy	耐热合金 Heat resistant alloy
○	◎	◎	◎	◎	◎	○	○	○	○	○	

# DH

DH-4-EL / Square / Long / 4 Flutes  
DH-4-EL 四刃直柄长刃平头立铣刀



型号 Specification	刃数 Teeth	图示 Figure	D	d	H	L
DH- D3.0-75-4T-EL	4	A	3.0	6	12	75
D4.0-75-4T-EL	4	A	4.0	6	15	75
D5.0-75-4T-EL	4	A	5.0	6	20	75
D6.0-75-4T-EL	4	B	6.0	6	20	75
D8.0-100-4T-EL	4	B	8.0	8	25	100
D10.0-100-4T-EL	4	B	10.0	10	30	100
D12.0-100-4T-EL	4	B	12.0	12	35	100
D14.0-100-4T-EL	4	B	14.0	14	40	100
D16.0-150-4T-EL	4	B	16.0	16	50	150
D20.0-150-4T-EL	4	B	20.0	20	55	150

■ 被加工材料使用表 ◎ 非常适合 ○ 适合 ■ Work Piece Table ◎ Excellent ○ Good

被加工材料 Work Piece											
碳素钢 Carbon steel	合金钢 Alloy steel	预硬钢、淬硬钢 Pre-hardened steel, Hardened steel ~40HRC ~50HRC ~55HRC ~68HRC				不锈钢 Stainless steel	铸铁、球墨铸铁 Cast iron, Nodular cast iron	铜合金 Copper alloy	铝合金 Aluminium alloy	钛合金 Titanium alloy	耐热合金 Heat resistant alloy
○	◎	◎	◎	◎	◎	○	○	○	○	○	

# DH

DH-6-E / Square / Standard / 6 Flutes  
DH-6-E 六刃直柄平头立铣刀



型号 Specification	刃数 Teeth	D	d	H	L
DH- D6.0-60-6T-E	6	6.0	6	18	60
D8.0-60-6T-E	6	8.0	8	20	60
D10.0-75-6T-E	6	10.0	10	30	75
D12.0-75-6T-E	6	12.0	12	32	75
D16.0-100-6T-E	6	16.0	16	40	100
D20.0-100-6T-E	6	20.0	20	45	100

## 特点 / Feature

- 刀具刚性好，能最大限度的减少侧面切削时的让刀量。
- High working precision due to high rigidity.

■ 被加工材料使用表 ◎非常合适 ○ 适合 ■ Work Piece Table ◎ Excellent ○ Good

被加工材料 Work Piece									
碳素钢 Carbon steel	合金钢 Alloy steel	预硬钢、淬硬钢 Pre-hardened steel, Hardened steel		不锈钢 Stainless steel	铸铁、球墨铸铁 Cast iron, Nodular cast iron	铜合金 Copper alloy	铝合金 Aluminium alloy	钛合金 Titanium alloy	耐热合金 Heat resistant alloy
		~40HRC	~50HRC	~55HRC	~68HRC				
○	○	◎	◎	◎	○				

# DH

DH-6-EL / Square / Long / 6 Flutes  
DH-6-EL 六刃直柄长刃平头立铣刀



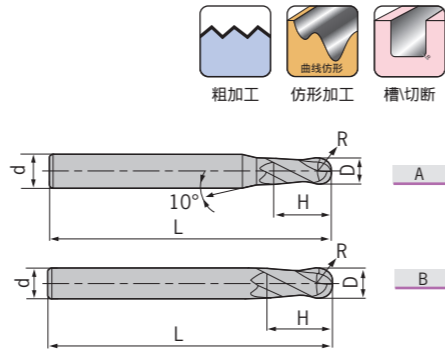
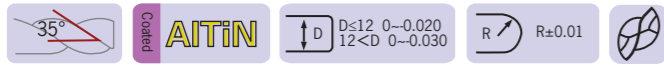
型号 Specification	刃数 Teeth	D	d	H	L
DH- D6.0-75-6T-EL	6	6.0	6	24	75
D8.0-75-6T-EL	6	8.0	8	32	75
D10.0-100-6T-EL	6	10.0	10	40	100
D12.0-100-6T-EL	6	12.0	12	45	100
D16.0-150-6T-EL	6	16.0	16	64	150
D20.0-150-6T-EL	6	20.0	20	75	150

■ 被加工材料使用表 ◎非常合适 ○ 适合 ■ Work Piece Table ◎ Excellent ○ Good

被加工材料 Work Piece									
碳素钢 Carbon steel	合金钢 Alloy steel	预硬钢、淬硬钢 Pre-hardened steel, Hardened steel		不锈钢 Stainless steel	铸铁、球墨铸铁 Cast iron, Nodular cast iron	铜合金 Copper alloy	铝合金 Aluminium alloy	钛合金 Titanium alloy	耐热合金 Heat resistant alloy
		~40HRC	~50HRC	~55HRC	~68HRC				
○	○	◎	◎	◎	○				

# DH

DH-2-B / Ball / Standard / 2 Flutes  
DH-2-B 两刃直柄球头立铣刀



型号 Specification	刃数 Teeth	图示 Figure	D	R	d	H	L
DH- R0.5S-50-2T-B	2	A	1.0	0.5	4	2	50
R0.75S-50-2T-B	2	A	1.5	0.75	4	3	50
R1.0S-50-2T-B	2	A	2.0	1.0	4	4	50
R1.25S-50-2T-B	2	A	2.5	1.25	4	5	50
R1.5S-50-2T-B	2	A	3.0	1.5	4	6	50
R2.0S-50-2T-B	2	B	4.0	2.0	4	8	50
R0.5-50-2T-B	2	A	1.0	0.5	6	2	50
R0.75-50-2T-B	2	A	1.5	0.75	6	3	50
R1.0-50-2T-B	2	A	2.0	1.0	6	4	50
R1.25-50-2T-B	2	A	2.5	1.25	6	5	50
R1.5-50-2T-B	2	A	3.0	1.5	6	6	50
R1.75-50-2T-B	2	A	3.5	1.75	6	8	50
R2.0-50-2T-B	2	A	4.0	2.0	6	8	50
R2.5-50-2T-B	2	A	5.0	2.5	6	10	50
R2.75-50-2T-B	2	A	5.5	2.75	6	12	50
R3.0-50-2T-B	2	B	6.0	3.0	6	12	50
R3.5-60-2T-B	2	A	7.0	3.5	8	14	60
R4.0-60-2T-B	2	B	8.0	4.0	8	16	60
R4.5-75-2T-B	2	A	9.0	4.5	10	18	75
R5.0-75-2T-B	2	B	10.0	5.0	10	20	75
R6.0-75-2T-B	2	B	12.0	6.0	12	24	75
R7.0-75-2T-B	2	B	14.0	7.0	14	28	75
R8.0-100-2T-B	2	B	16.0	8.0	16	32	100
R10.0-100-2T-B	2	B	20.0	10.0	20	40	100

## 特点 / Feature

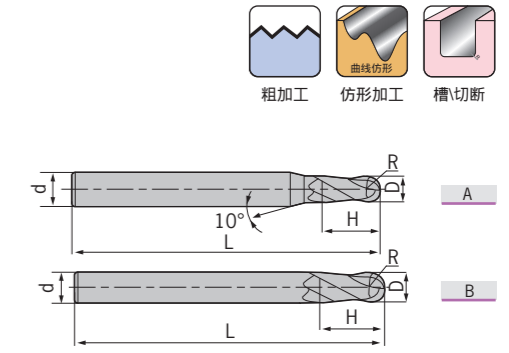
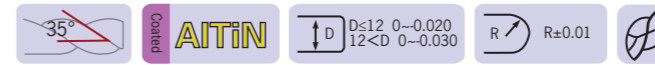
- 适用于仿形铣削。 ■ For profiling.
- 最适于高速切削、干式切削。 ■ High speed; Dry-cutting.

■ 被加工材料使用表 ◎ 非常适合 ○ 适合 ■ Work Piece Table ◎ Excellent ○ Good

被加工材料 Work Piece									
碳素钢 Carbon steel	合金钢 Alloy steel	预硬钢、淬硬钢 Pre-hardened steel, Hardened steel		不锈钢 Stainless steel	铸铁、球墨铸铁 Cast iron, Nodular cast iron	铜合金 Copper alloy	铝合金 Aluminium alloy	钛合金 Titanium alloy	耐热合金 Heat resistant alloy
		~40HRC	~50HRC ~55HRC ~68HRC						
		○	◎	◎	○				

# DH

DH-2-BL / Ball / Long / 2 Flutes  
DH-2-BL 两刃直柄长柄球头立铣刀



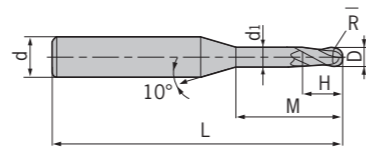
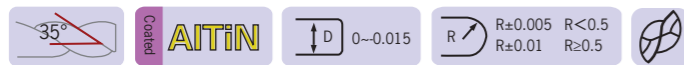
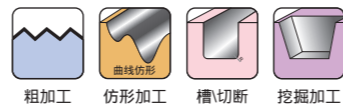
型号 Specification	刃数 Teeth	图示 Figure	D	R	d	H	L
DH- R1.0-75-2T-BL	2	A	2.0	1.0	6	4	75
R1.25-75-2T-BL	2	A	2.5	1.25	6	5	75
R1.5-75-2T-BL	2	A	3.0	1.5	6	6	75
R1.75-75-2T-BL	2	A	3.5	1.75	6	8	75
R2.0-75-2T-BL	2	A	4.0	2.0	6	8	75
R2.5-75-2T-BL	2	A	5.0	2.5	6	10	75
R2.75-75-2T-BL	2	A	5.5	2.75	6	12	75
R3.0-75-2T-BL	2	B	6.0	3.0	6	12	75
R3.5-75-2T-BL	2	A	7.0	3.5	8	14	75
R4.0-100-2T-BL	2	B	8.0	4.0	8	16	100
R4.5-100-2T-BL	2	A	9.0	4.5	10	18	100
R5.0-100-2T-BL	2	B	10.0	5.0	10	20	100
R6.0-100-2T-BL	2	B	12.0	6.0	12	24	100
R7.0-100-2T-BL	2	B	14.0	7.0	14	28	100
R8.0-150-2T-BL	2	B	16.0	8.0	16	32	150
R10.0-150-2T-BL	2	B	20.0	10.0	20	40	150

■ 被加工材料使用表 ◎ 非常适合 ○ 适合 ■ Work Piece Table ◎ Excellent ○ Good

被加工材料 Work Piece									
碳素钢 Carbon steel	合金钢 Alloy steel	预硬钢、淬硬钢 Pre-hardened steel, Hardened steel		不锈钢 Stainless steel	铸铁、球墨铸铁 Cast iron, Nodular cast iron	铜合金 Copper alloy	铝合金 Aluminium alloy	钛合金 Titanium alloy	耐热合金 Heat resistant alloy
		~40HRC	~50HRC ~55HRC ~68HRC						
		○	◎	◎	○				

# DH

DH-2-BP / Ball / Long Neck / Short Flute / 2 Flutes  
DH-2-BP 两刃直柄长颈短刃球头立铣刀



型号 Specification	刃数 Teeth	D	R	H	d <sub>1</sub>	M	d	L
DH- R0.25-M04-50-2T-BP	2	0.5	0.25	0.7	0.45	4	4	50
R0.25-M06-50-2T-BP	2	0.5	0.25	0.7	0.45	6	4	50
R0.3-M04-50-2T-BP	2	0.6	0.3	0.9	0.55	4	4	50
R0.3-M06-50-2T-BP	2	0.6	0.3	0.9	0.55	6	4	50
R0.3-M08-50-2T-BP	2	0.6	0.3	0.9	0.55	8	4	50
R0.4-M04-50-2T-BP	2	0.8	0.4	1.2	0.75	4	4	50
R0.4-M06-50-2T-BP	2	0.8	0.4	1.2	0.75	6	4	50
R0.4-M08-50-2T-BP	2	0.8	0.4	1.2	0.75	8	4	50
R0.4-M10-50-2T-BP	2	0.8	0.4	1.2	0.75	10	4	50
R0.5-M04-50-2T-BP	2	1.0	0.5	1.5	0.95	4	4	50
R0.5-M06-50-2T-BP	2	1.0	0.5	1.5	0.95	6	4	50
R0.5-M08-50-2T-BP	2	1.0	0.5	1.5	0.95	8	4	50
R0.5-M10-50-2T-BP	2	1.0	0.5	1.5	0.95	10	4	50
R0.5-M12-50-2T-BP	2	1.0	0.5	1.5	0.95	12	4	50
R0.6-M06-50-2T-BP	2	1.2	0.6	1.8	1.15	6	4	50
R0.6-M08-50-2T-BP	2	1.2	0.6	1.8	1.15	8	4	50
R0.6-M12-50-2T-BP	2	1.2	0.6	1.8	1.15	12	4	50
R0.6-M16-50-2T-BP	2	1.2	0.6	1.8	1.15	16	4	50
R0.75-M08-50-2T-BP	2	1.5	0.75	2.3	1.45	8	4	50
R0.75-M12-50-2T-BP	2	1.5	0.75	2.3	1.45	12	4	50
R0.75-M16-50-2T-BP	2	1.5	0.75	2.3	1.45	16	4	50
R1.0-M06-50-2T-BP	2	2.0	1.0	3.0	1.95	6	4	50
R1.0-M08-50-2T-BP	2	2.0	1.0	3.0	1.95	8	4	50
R1.0-M10-50-2T-BP	2	2.0	1.0	3.0	1.95	10	4	50
R1.0-M12-50-2T-BP	2	2.0	1.0	3.0	1.95	12	4	50
R1.0-M16-50-2T-BP	2	2.0	1.0	3.0	1.95	16	4	50
R1.0-M20-50-2T-BP	2	2.0	1.0	3.0	1.95	20	4	50
R1.25-M08-50-2T-BP	2	2.5	1.25	3.7	2.4	8	4	50
R1.25-M12-50-2T-BP	2	2.5	1.25	3.7	2.4	12	4	50
R1.25-M16-60-2T-BP	2	2.5	1.25	3.7	2.4	16	4	60
R1.25-M20-60-2T-BP	2	2.5	1.25	3.7	2.4	20	4	60

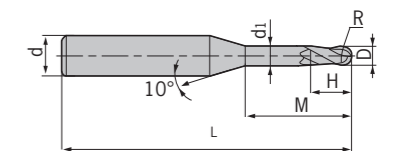
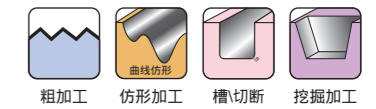
转下页  
See next page

被加工材料使用表 ◎非常合适 ○合适 ■Work Piece Table ◎Excellent ○Good

被加工材料 Work Piece									
碳素钢 Carbon steel	合金钢 Alloy steel	预硬钢、淬硬钢 Pre-hardened steel, Hardened steel		不锈钢 Stainless steel	铸铁、球墨铸铁 Cast iron, Nodular cast iron	铜合金 Copper alloy	铝合金 Aluminium alloy	钛合金 Titanium alloy	耐热合金 Heat resistant alloy
○	◎	◎	◎	◎	○	○	○	○	○

# DH

DH-2-BP / Ball / Long Neck / Short Flute / 2 Flutes  
DH-2-BP 两刃直柄长颈短刃球头立铣刀



型号 Specification	刃数 Teeth	D	R	H	d <sub>1</sub>	M	d	L
DH- R1.5-M08-50-2T-BP	2	3.0	1.5	4.5	2.85	8	6	50
R1.5-M10-50-2T-BP	2	3.0	1.5	4.5	2.85	10	6	50
R1.5-M12-50-2T-BP	2	3.0	1.5	4.5	2.85	12	6	50
R1.5-M16-60-2T-BP	2	3.0	1.5	4.5	2.85	16	6	60
R1.5-M20-60-2T-BP	2	3.0	1.5	4.5	2.85	20	6	60
R2.0-M10-60-2T-BP	2	4.0	2.0	6.0	3.85	10	6	60
R2.0-M16-60-2T-BP	2	4.0	2.0	6.0	3.85	16	6	60
R2.0-M20-60-2T-BP	2	4.0	2.0	6.0	3.85	20	6	60
R2.0-M25-60-2T-BP	2	4.0	2.0	6.0	3.85	25	6	60
R2.5-M16-60-2T-BP	2	5.0	2.5	7.5	4.85	16	6	60
R2.5-M25-70-2T-BP	2	5.0	2.5	7.5	4.85	25	6	70

### 特点 / Feature

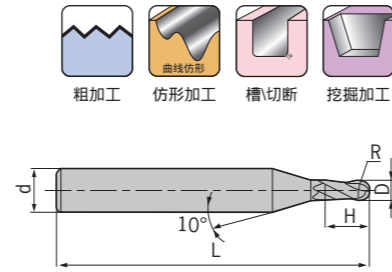
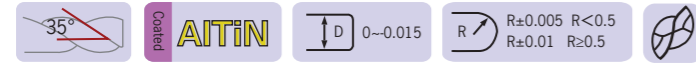
■适用于细槽加工及自由曲面加工。 ■ For rib-processing and profiling.

被加工材料使用表 ◎非常合适 ○合适 ■Work Piece Table ◎Excellent ○Good

被加工材料 Work Piece									
碳素钢 Carbon steel	合金钢 Alloy steel	预硬钢、淬硬钢 Pre-hardened steel, Hardened steel		不锈钢 Stainless steel	铸铁、球墨铸铁 Cast iron, Nodular cast iron	铜合金 Copper alloy	铝合金 Aluminium alloy	钛合金 Titanium alloy	耐热合金 Heat resistant alloy
○	◎	◎	◎	◎	○	○	○	○	○

# DH

DH-2-BS / Ball / Micro / 2 Flutes  
DH-2-BS 两刃直柄微小径球头立铣刀



型号 Specification	刃数 Teeth	D	R	d	H	L
DH- R0.15-50-2T-BS	2	0.30	0.15	4	0.5	50
R0.20-50-2T-BS	2	0.40	0.20	4	0.6	50
R0.25-50-2T-BS	2	0.50	0.25	4	0.8	50
R0.30-50-2T-BS	2	0.60	0.30	4	0.9	50
R0.35-50-2T-BS	2	0.70	0.35	4	1.0	50
R0.40-50-2T-BS	2	0.80	0.40	4	1.2	50
R0.45-50-2T-BS	2	0.90	0.45	4	1.3	50
R0.50-50-2T-BS	2	1.00	0.50	4	1.5	50
R0.60-50-2T-BS	2	1.20	0.60	4	1.8	50
R0.70-50-2T-BS	2	1.40	0.70	4	2.0	50
R0.75-50-2T-BS	2	1.50	0.75	4	2.3	50
R0.80-50-2T-BS	2	1.60	0.80	4	2.5	50
R0.90-50-2T-BS	2	1.80	0.90	4	2.7	50
R1.00-50-2T-BS	2	2.00	1.00	4	3.0	50
R1.25-50-2T-BS	2	2.50	1.25	4	3.7	50
R1.50-50-2T-BS	2	3.00	1.50	4	4.5	50

## 特点 / Feature

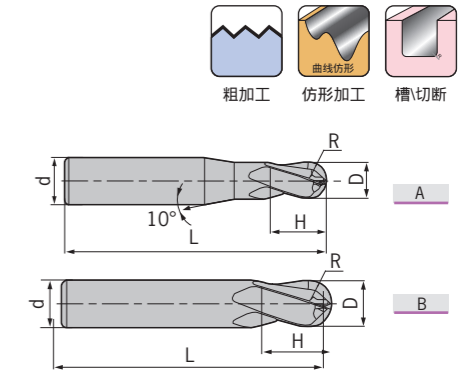
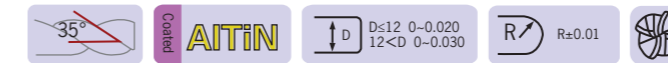
- 微小径铣刀可充分发挥加工中心高速、高精度性能，常用于电子零件等精密零件的加工。
- High-precision performance at high speed due to micro diameter of flutes.

■ 被加工材料使用表 ◎ 非常适合 ○ 适合 ■ Work Piece Table ◎ Excellent ○ Good

被加工材料 Work Piece									
碳素钢 Carbon steel	合金钢 Alloy steel	预硬钢、淬硬钢 Pre-hardened steel, Hardened steel		不锈钢 Stainless steel	铸铁、球墨铸铁 Cast iron, Nodular cast iron	铜合金 Copper alloy	铝合金 Aluminium alloy	钛合金 Titanium alloy	耐热合金 Heat resistant alloy
		~40HRC	~50HRC	~55HRC	~68HRC				
		○	◎	◎	◎	○			

# DH

DH-4-B / Ball / Standard / 4 Flutes  
DH-4-B 四刃直柄球头立铣刀



型号 Specification	刃数 Teeth	图示 Figure	D	R	d	H	L
DH- R1.5-50-4T-B	4	A	3.0	1.5	6	6	50
R2.0-50-4T-B	4	A	4.0	2.0	6	8	50
R2.5-50-4T-B	4	A	5.0	2.5	6	10	50
R3.0-50-4T-B	4	B	6.0	3.0	6	12	50
R4.0-60-4T-B	4	B	8.0	4.0	8	16	60
R5.0-75-4T-B	4	B	10.0	5.0	10	20	75
R6.0-75-4T-B	4	B	12.0	6.0	12	24	75
R7.0-75-4T-B	4	B	14.0	7.0	14	28	75
R8.0-100-4T-B	4	B	16.0	8.0	16	32	100
R9.0-100-4T-B	4	B	18.0	9.0	18	36	100
R10.0-100-4T-B	4	B	20.0	10.0	20	40	100

## 特点 / Feature

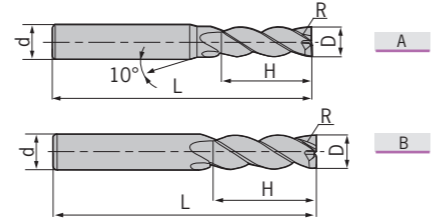
- 四刃球头铣刀可实现较高的进给速度，提高加工效率，在高硬度材料加工中实现较长的使用寿命。
- High feed speed; High efficiency; Long tool life.

■ 被加工材料使用表 ◎ 非常适合 ○ 适合 ■ Work Piece Table ◎ Excellent ○ Good

被加工材料 Work Piece									
碳素钢 Carbon steel	合金钢 Alloy steel	预硬钢、淬硬钢 Pre-hardened steel, Hardened steel		不锈钢 Stainless steel	铸铁、球墨铸铁 Cast iron, Nodular cast iron	铜合金 Copper alloy	铝合金 Aluminium alloy	钛合金 Titanium alloy	耐热合金 Heat resistant alloy
		~40HRC	~50HRC	~55HRC	~68HRC				
		○	◎	◎	◎	○			

# DH

DH-4-R / Corner Radius / Standard / 4 Flutes  
DH-4-R 四刃直柄圆弧立铣刀



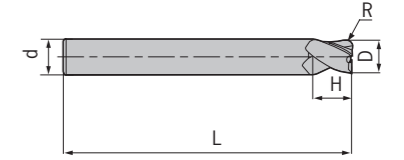

型号 Specification	刃数 Teeth	图示 Figure	D	R	d	H	L
DH- D3.0R0.2-50-4T-R	4	A	3.0	0.2	4	8	50
D4.0R0.3-50-4T-R	4	B	4.0	0.3	4	10	50
D4.0R0.5-50-4T-R	4	B	4.0	0.5	4	10	50
D5.0R0.5-50-4T-R	4	A	5.0	0.5	6	13	50
D5.0R1.0-50-4T-R	4	A	5.0	1.0	6	13	50
D6.0R0.5-50-4T-R	4	B	6.0	0.5	6	16	50
D6.0R1.0-50-4T-R	4	B	6.0	1.0	6	16	50
D8.0R0.5-60-4T-R	4	B	8.0	0.5	8	20	60
D8.0R1.0-60-4T-R	4	B	8.0	1.0	8	20	60
D10.0R0.5-75-4T-R	4	B	10.0	0.5	10	25	75
D10.0R1.0-75-4T-R	4	B	10.0	1.0	10	25	75
D10.0R2.0-75-4T-R	4	B	10.0	2.0	10	25	75
D10.0R3.0-75-4T-R	4	B	10.0	3.0	10	25	75
D12.0R0.5-75-4T-R	4	B	12.0	0.5	12	30	75
D12.0R1.0-75-4T-R	4	B	12.0	1.0	12	30	75
D12.0R2.0-75-4T-R	4	B	12.0	2.0	12	30	75
D12.0R3.0-75-4T-R	4	B	12.0	3.0	12	30	75

被加工材料使用表 ◎非常适合 ○适合 ■Work Piece Table ◎Excellent ○Good

被加工材料 Work Piece											
碳素钢 Carbon steel	合金钢 Alloy steel	预硬钢、淬硬钢 Pre-hardened steel, Hardened steel				不锈钢 Stainless steel	铸铁、球墨铸铁 Cast iron, Nodular cast iron	铜合金 Copper alloy	铝合金 Aluminium alloy	钛合金 Titanium alloy	耐热合金 Heat resistant alloy
		~40HRC	~50HRC	~55HRC	~68HRC						
○	◎	◎	◎	◎	◎	○					

# DH

DH-4-RF / Corner Radius / Short Flute / 4 Flutes  
DH-4-RF 四刃直柄短刃圆弧立铣刀



型号 Specification	刃数 Teeth	D	R	d	H	L
DH- D6.0R0.5-50-4T-RF	4	6.0	0.5	6	6	50
D6.0R1.0-50-4T-RF	4	6.0	1.0	6	6	50
D8.0R0.5-60-4T-RF	4	8.0	0.5	8	8	60
D8.0R1.0-60-4T-RF	4	8.0	1.0	8	8	60
D10.0R0.5-75-4T-RF	4	10.0	0.5	10	10	75
D10.0R1.0-75-4T-RF	4	10.0	1.0	10	10	75
D10.0R2.0-75-4T-RF	4	10.0	2.0	10	10	75
D12.0R0.5-75-4T-RF	4	12.0	0.5	12	12	75
D12.0R1.0-75-4T-RF	4	12.0	1.0	12	12	75
D12.0R2.0-75-4T-RF	4	12.0	2.0	12	12	75

### 特点 / Feature

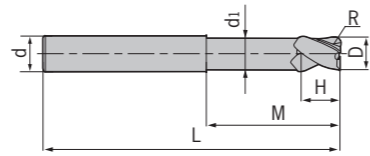
■高刚性短刃型设计，可进行高速、大进给切削。 ■ High rigidity and short flute for high-feed at high speed.

被加工材料使用表 ◎非常适合 ○适合 ■Work Piece Table ◎Excellent ○Good

被加工材料 Work Piece											
碳素钢 Carbon steel	合金钢 Alloy steel	预硬钢、淬硬钢 Pre-hardened steel, Hardened steel				不锈钢 Stainless steel	铸铁、球墨铸铁 Cast iron, Nodular cast iron	铜合金 Copper alloy	铝合金 Aluminium alloy	钛合金 Titanium alloy	耐热合金 Heat resistant alloy
		~40HRC	~50HRC	~55HRC	~68HRC						
○	◎	◎	◎	◎	◎	○					

# DH

DH-4-RP / Corner Radius / Long Neck / Short Flute / 4 Flutes  
DH-4-RP 四刃直柄长颈短刃圆弧立铣刀



型号 Specification	刃数 Teeth	D	R	d	d <sub>1</sub>	H	M	L
DH- D6.0R0.5-75-4T-RP	4	6.0	0.5	6	5.8	6	18	75
D6.0R1.0-75-4T-RP	4	6.0	1.0	6	5.8	6	18	75
D8.0R0.5-100-4T-RP	4	8.0	0.5	8	7.8	8	24	100
D8.0R1.0-100-4T-RP	4	8.0	1.0	8	7.8	8	24	100
D10.0R0.5-100-4T-RP	4	10.0	0.5	10	9.6	10	30	100
D10.0R1.0-100-4T-RP	4	10.0	1.0	10	9.6	10	30	100
D10.0R2.0-100-4T-RP	4	10.0	2.0	10	9.6	10	30	100
D12.0R0.5-100-4T-RP	4	12.0	0.5	12	11.5	12	36	100
D12.0R1.0-100-4T-RP	4	12.0	1.0	12	11.5	12	36	100
D12.0R2.0-100-4T-RP	4	12.0	2.0	12	11.5	12	36	100
D16.0R1.0-150-4T-RP	4	16.0	1.0	16	15.5	16	40	150
D16.0R2.0-150-4T-RP	4	16.0	2.0	16	15.5	16	40	150

## 特点 / Feature

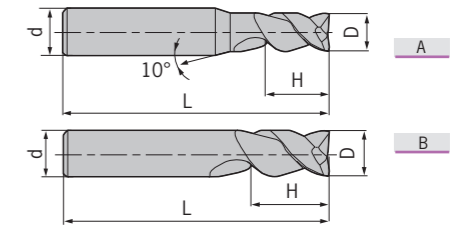
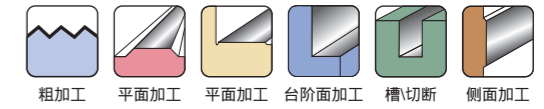
■ 长柄短刃设计，适用于深型腔的铣削加工。 ■ Long shank and short flute for deep pocket-milling.

■ 被加工材料使用表 ◎ 非常适合 ○ 适合 ■ Work Piece Table ◎ Excellent ○ Good

被加工材料 Work Piece											
碳素钢 Carbon steel	合金钢 Alloy steel	预硬钢、淬硬钢 Pre-hardened steel, Hardened steel				不锈钢 Stainless steel	铸铁、球墨铸铁 Cast iron, Nodular cast iron	铜合金 Copper alloy	铝合金 Aluminium alloy	钛合金 Titanium alloy	耐热合金 Heat resistant alloy
		~40HRC	~50HRC	~55HRC	~68HRC						
		○	◎	◎	◎	○					

# DL

DL-2-E / Square / Standard / 2 Flutes  
DL-2-E 两刃直柄平头立铣刀



型号 Specification	刃数 Teeth	图示 Figure	D	d	H	L
DL- D1.0-50-2T-E	2	A	1.0	4	3	50
D1.5-50-2T-E	2	A	1.5	4	4	50
D2.0-50-2T-E	2	A	2.0	4	6	50
D2.5-50-2T-E	2	A	2.5	4	7	50
D3.0-50-2T-E	2	A	3.0	6	9	50
D4.0-50-2T-E	2	A	4.0	6	12	50
D5.0-50-2T-E	2	A	5.0	6	15	50
D6.0-60-2T-E	2	B	6.0	6	18	60
D8.0-60-2T-E	2	B	8.0	8	20	60
D10.0-75-2T-E	2	B	10.0	10	30	75
D12.0-75-2T-E	2	B	12.0	12	32	75
D16.0-100-2T-E	2	B	16.0	16	45	100
D20.0-100-2T-E	2	B	20.0	20	45	100

## 特点 / Feature

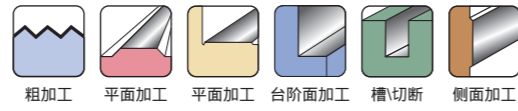
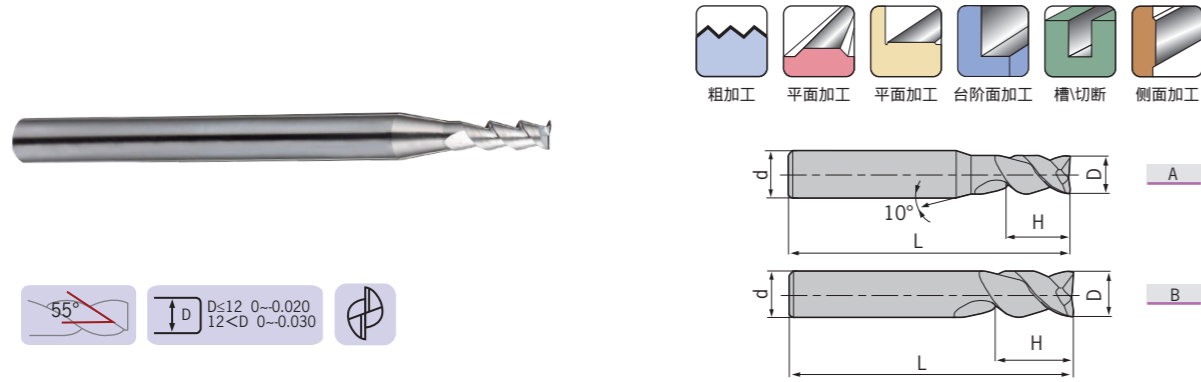
■ 排屑性能良好，可进行高效率加工。 ■ Excellent chip evacuation and high efficiency.

■ 被加工材料使用表 ◎ 非常适合 ○ 适合 ■ Work Piece Table ◎ Excellent ○ Good

被加工材料 Work Piece											
碳素钢 Carbon steel	合金钢 Alloy steel	预硬钢、淬硬钢 Pre-hardened steel, Hardened steel				不锈钢 Stainless steel	铸铁、球墨铸铁 Cast iron, Nodular cast iron	铜合金 Copper alloy	铝合金 Aluminium alloy	钛合金 Titanium alloy	耐热合金 Heat resistant alloy
		~40HRC	~50HRC	~55HRC	~68HRC						
		○	◎	◎	◎	○					

# DL

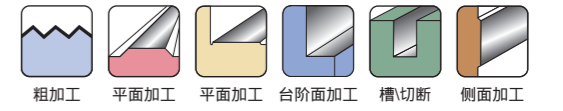
DL-2-EL / Square / Long / 2 Flutes  
DL-2-EL 两刃直柄长刃平头立铣刀



型号 Specification	刃数 Teeth	图示 Figure	D	d	H	L
DL- D3.0-60-2T-EL	2	A	3.0	6	12	60
D4.0-60-2T-EL	2	A	4.0	6	16	60
D5.0-60-2T-EL	2	A	5.0	6	20	60
D6.0-75-2T-EL	2	B	6.0	6	25	75
D8.0-75-2T-EL	2	B	8.0	8	32	75
D10.0-100-2T-EL	2	B	10.0	10	45	100
D12.0-100-2T-EL	2	B	12.0	12	45	100
D16.0-150-2T-EL	2	B	16.0	16	65	150
D20.0-150-2T-EL	2	B	20.0	20	75	150

# DL

DL-3-E / Square / Standard / 3 Flutes  
DL-3-E 三刃直柄平头立铣刀



型号 Specification	刃数 Teeth	图示 Figure	D	d	H	L
DL- D1.0-50-3T-E	3	A	1.0	4	3	50
D1.5-50-3T-E	3	A	1.5	4	4	50
D2.0-50-3T-E	3	A	2.0	4	6	50
D2.5-50-3T-E	3	A	2.5	4	7	50
D3.0-50-3T-E	3	A	3.0	6	9	50
D4.0-50-3T-E	3	A	4.0	6	12	50
D5.0-50-3T-E	3	A	5.0	6	15	50
D6.0-60-3T-E	3	B	6.0	6	18	60
D8.0-60-3T-E	3	B	8.0	8	20	60
D10.0-75-3T-E	3	B	10.0	10	30	75
D12.0-75-3T-E	3	B	12.0	12	32	75
D16.0-100-3T-E	3	B	16.0	16	45	100
D20.0-100-3T-E	3	B	20.0	20	45	100

## 特点 / Feature

■ 切削性能优异，无颤振，可实现高精度的加工。 ■ Excellent cutting performance; Zero-shaking; High precision.

■ 被加工材料使用表 ◎ 非常适合 ○ 适合 ■ Work Piece Table ◎ Excellent ○ Good

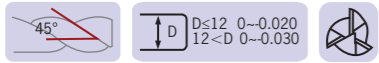
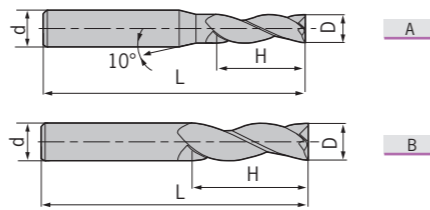
被加工材料 Work Piece										
碳素钢 Carbon steel	合金钢 Alloy steel	预硬钢、淬硬钢 Pre-hardened steel, Hardened steel	不锈钢 Stainless steel	铸铁、球墨铸铁 Cast iron, Nodular cast iron	铜合金 Copper alloy	铝合金 Aluminium alloy	钛合金 Titanium alloy	耐热合金 Heat resistant alloy		
		~40HRC ~50HRC ~55HRC ~68HRC								

■ 被加工材料使用表 ◎ 非常适合 ○ 适合 ■ Work Piece Table ◎ Excellent ○ Good

被加工材料 Work Piece										
碳素钢 Carbon steel	合金钢 Alloy steel	预硬钢、淬硬钢 Pre-hardened steel, Hardened steel	不锈钢 Stainless steel	铸铁、球墨铸铁 Cast iron, Nodular cast iron	铜合金 Copper alloy	铝合金 Aluminium alloy	钛合金 Titanium alloy	耐热合金 Heat resistant alloy		
		~40HRC ~50HRC ~55HRC ~68HRC								

# DL

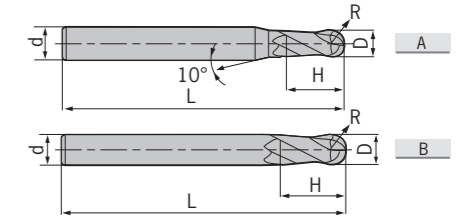
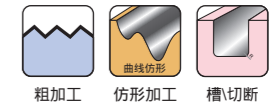
DL-3-EL / Square / Long / 3 Flutes  
DL-3-EL 三刃直柄长刃平头立铣刀



型号 Specification	刃数 Teeth	图示 Figure	D	d	H	L
DL- D3.0-60-3T-EL	3	A	3.0	6	12	60
D4.0-60-3T-EL	3	A	4.0	6	16	60
D5.0-60-3T-EL	3	A	5.0	6	20	60
D6.0-75-3T-EL	3	B	6.0	6	25	75
D8.0-75-3T-EL	3	B	8.0	8	32	75
D10.0-100-3T-EL	3	B	10.0	10	45	100
D12.0-100-3T-EL	3	B	12.0	12	45	100
D16.0-150-3T-EL	3	B	16.0	16	65	150
D20.0-150-3T-EL	3	B	20.0	20	75	150

# DL

DL-2-B / Ball / Standard / 2 Flutes  
DL-2-B 两刃直柄球头立铣刀



型号 Specification	刃数 Teeth	图示 Figure	D	R	d	H	L
DL- R1.0-60-2T-B	2	A	2.0	1.0	6	4	60
R1.5-60-2T-B	2	A	3.0	1.5	6	6	60
R2.0-60-2T-B	2	A	4.0	2.0	6	8	60
R2.5-60-2T-B	2	A	5.0	2.5	6	10	60
R3.0-60-2T-B	2	B	6.0	3.0	6	12	60
R4.0-75-2T-B	2	B	8.0	4.0	8	16	75
R5.0-75-2T-B	2	B	10.0	5.0	10	20	75
R6.0-75-2T-B	2	B	12.0	6.0	12	24	75

## 特点 / Feature

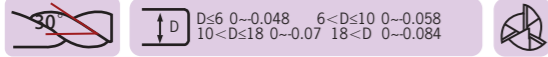
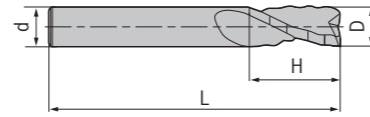
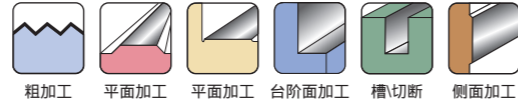
■适用于铝合金的仿形铣削。 ■ For profiling.

■被加工材料使用表 ◎非常适合 ○适合 ■Work Piece Table ◎Excellent ○Good

被加工材料 Work Piece										
碳素钢 Carbon steel	合金钢 Alloy steel	预硬钢、淬硬钢 Pre-hardened steel, Hardened steel	不锈钢 Stainless steel	铸铁、球墨铸铁 Cast iron, Nodular cast iron	铜合金 Copper alloy	铝合金 Aluminium alloy	钛合金 Titanium alloy	耐热合金 Heat resistant alloy		
		~40HRC ~50HRC ~55HRC ~68HRC								

■被加工材料使用表 ◎非常适合 ○适合 ■Work Piece Table ◎Excellent ○Good

被加工材料 Work Piece										
碳素钢 Carbon steel	合金钢 Alloy steel	预硬钢、淬硬钢 Pre-hardened steel, Hardened steel	不锈钢 Stainless steel	铸铁、球墨铸铁 Cast iron, Nodular cast iron	铜合金 Copper alloy	铝合金 Aluminium alloy	钛合金 Titanium alloy	耐热合金 Heat resistant alloy		
		~40HRC ~50HRC ~55HRC ~68HRC								



型号 Specification	刃数 Teeth	D	d	H	L
DL- D6.0-50-3T-W	3	6.0	6	16	50
D8.0-60-3T-W	3	8.0	8	20	60
D10.0-75-3T-W	3	10.0	10	25	75
D12.0-75-3T-W	3	12.0	12	30	75
D16.0-100-3T-W	3	16.0	16	45	100
D20.0-100-3T-W	3	20.0	20	45	100

### 特点 / Feature

■适用于铝合金的粗加工。 ■For roughing.

■被加工材料使用表 ◎非常适合 ○适合 ■Work Piece Table ◎Excellent ○Good

被加工材料 Work Piece								
碳素钢 Carbon steel	合金钢 Alloy steel	预硬钢、淬硬钢 Pre-hardened steel, Hardened steel	不锈钢 Stainless steel	铸铁、球墨铸铁 Cast iron, Nodular cast iron	铜合金 Copper alloy	铝合金 Aluminium alloy	钛合金 Titanium alloy	耐热合金 Heat resistant alloy
		~40HRC ~50HRC ~55HRC ~68HRC						

DP-2-E & DP-2-EL										
被削材 Work Piece	铸铁/碳素钢/合金钢 Cast Iron/Carbon Steel/Alloy Steel ~ 30HRC		不锈钢 Stainless Steel		预硬钢/淬硬钢 Pre-hardened Steel/Hardened Steel ~ 40HRC		预硬钢/淬硬钢 Pre-hardened Steel/Hardened Steel ~ 50HRC		淬硬钢 Hardened Steel ~ 55HRC	
	D mm	回转数 No Load RPM min <sup>-1</sup>	进给速度 Feed Speed mm/min	回转数 No Load RPM min <sup>-1</sup>	进给速度 Feed Speed mm/min	回转数 No Load RPM min <sup>-1</sup>	进给速度 Feed Speed mm/min	回转数 No Load RPM min <sup>-1</sup>	进给速度 Feed Speed mm/min	回转数 No Load RPM min <sup>-1</sup>
1	20000	200	20000	60	20000	165	20000	120	20000	90
2	15000	320	11150	85	15000	285	13000	180	11140	130
3	14000	545	7500	120	10600	420	8500	330	7430	240
4	10800	560	5500	135	8000	425	6500	335	5570	245
5	8200	585	4500	135	6400	445	5000	355	4460	260
6	7000	600	3700	140	5300	465	4200	260	3710	260
8	5200	595	2800	140	4000	455	3200	365	2785	270
10	4200	585	2200	140	3200	445	2500	350	2230	250
12	3500	585	1850	140	2650	445	2100	350	1855	250
14	3000	545	1600	135	2300	420	1800	330	1590	240
16	2600	545	1400	120	2000	420	1600	330	1390	240
18	2300	535	1250	120	1800	415	1400	325	1240	235
20	2050	535	1100	120	1600	415	1250	325	1115	235

DP-4-G-E & DP-4-G-EL (普通加工)										
被削材 Work Piece	铸铁/碳素钢/合金钢 Cast Iron/Carbon Steel/Alloy Steel ~ 30HRC		不锈钢 Stainless Steel		预硬钢/淬硬钢 Pre-hardened Steel/Hardened Steel ~ 40HRC		预硬钢/淬硬钢 Pre-hardened Steel/Hardened Steel ~ 50HRC		淬硬钢 Hardened Steel ~ 55HRC	
	D mm	回转数 No Load RPM min <sup>-1</sup>	进给速度 Feed Speed mm/min	回转数 No Load RPM min <sup>-1</sup>	进给速度 Feed Speed mm/min	回转数 No Load RPM min <sup>-1</sup>	进给速度 Feed Speed mm/min	回转数 No Load RPM min <sup>-1</sup>	进给速度 Feed Speed mm/min	回转数 No Load RPM min <sup>-1</sup>
1	20000	270	20000	95	20000	215	2000	135	20000	120
2	15000	435	11150	110	15000	380	13000	200	11140	175
3	14000	735	7500	135	10600	565	8500	370	7430	325
4	10800	755	5500	140	8000	575	6500	380	5570	335
5	8200	795	4500	140	6400	605	5000	400	4460	350
6	7000	810	3700	145	5300	620	4200	405	3710	350
8	5200	800	2800	145	4000	615	3200	415	2785	365
10	4200	795	2200	145	3200	605	2500	390	2230	340
12	3500	795	1850	145	2650	605	2100	390	1855	340
14	3000	735	1600	140	2300	565	1800	370	1590	325
16	2600	735	1400	135	2000	565	1600	370	1390	325
18	2300	720	1250	115	1800	555	1400	365	1240	315
20	2050	720	1100	115	1600	555	1250	365	1115	315

### DP-4-G-E & DP-4-G-EL (高速侧铣加工) Profiling At High Speed

被削材 Work Piece	铸铁/碳素钢/合金钢 Cast Iron/Carbon Steel/Alloy Steel ~ 30HRC		碳素钢/合金钢 Steel/Alloy Steel ~ 40HRC		预硬钢/调制钢 Pre-hardened Steel/Hardened Steel ~ 45HRC		预硬钢/调制钢 Pre-hardened Steel/Hardened Steel ~ 50HRC		淬硬钢 Hardened Steel ~ 55HRC	
	300m/min		250m/min		200m/min		150m/min		100m/min	
D mm	回转数 No Load RPM min <sup>-1</sup>	进给速度 Feed Speed mm/min	回转数 No Load RPM min <sup>-1</sup>	进给速度 Feed Speed mm/min	回转数 No Load RPM min <sup>-1</sup>	进给速度 Feed Speed mm/min	回转数 No Load RPM min <sup>-1</sup>	进给速度 Feed Speed mm/min	回转数 No Load RPM min <sup>-1</sup>	进给速度 Feed Speed mm/min
6	15915	1535	13260	1280	10600	1020	7960	765	5300	515
8	11935	1530	9950	1260	7960	1020	5970	765	3980	515
10	9550	1450	7960	1245	6370	1000	4775	750	3180	495
12	7960	1450	6630	1245	5300	1000	3980	750	2650	495
14	6820	1390	5685	1160	4550	930	3410	810	2275	465
16	5970	1390	4975	1160	3980	930	2985	810	1990	465
18	5305	1390	4420	1160	3540	930	2650	810	1770	465
20	4775	1390	3980	1160	3180	930	2390	810	1590	465

### DP-4-E & DP-4-EL (普通加工) DP for general purpose

被削材 Work Piece	铸铁/碳素钢/合金钢 Cast Iron/Carbon Steel/Alloy Steel ~ 30HRC		不锈钢 Stainless Steel		预硬钢/调制钢 Pre-hardened Steel/Hardened Steel ~ 40HRC		预硬钢/调制钢 Pre-hardened Steel/Hardened Steel ~ 50HRC		淬硬钢 Hardened Steel ~ 55HRC	
	No Load RPM min <sup>-1</sup>	Feed Speed mm/min	No Load RPM min <sup>-1</sup>	Feed Speed mm/min	No Load RPM min <sup>-1</sup>	Feed Speed mm/min	No Load RPM min <sup>-1</sup>	Feed Speed mm/min	No Load RPM min <sup>-1</sup>	Feed Speed mm/min
1	20000	300	20000	108	20000	240	20000	180	20000	135
2	15000	480	11150	120	15000	420	13000	270	11140	195
3	14000	815	7500	145	10600	630	8500	495	7430	360
4	10800	840	5500	150	8000	645	6500	505	5570	370
5	8200	875	4500	150	6400	675	5000	530	4460	390
6	7000	900	3700	165	5300	690	4200	540	3710	390
8	5200	890	2800	165	4000	680	3200	555	2785	405
10	4200	875	2200	165	3200	675	2500	525	2230	375
12	3500	875	1850	165	2650	675	2100	525	1855	375
14	3000	815	1600	150	2300	630	1800	495	1590	360
16	2600	815	1400	145	2000	630	1600	495	1390	360
18	2300	805	1250	125	1800	620	1400	485	1240	350
20	2050	805	1100	125	1600	620	1250	485	1115	350

### DP-4-E & DP-4-EL (高速侧铣加工) Profiling At High Speed

被削材 Work Piece	铸铁/碳素钢/合金钢 Cast Iron/Carbon Steel/Alloy Steel ~ 30HRC		不锈钢 Stainless Steel		预硬钢/调制钢 Pre-hardened Steel/Hardened Steel ~ 40HRC		预硬钢/调制钢 Pre-hardened Steel/Hardened Steel ~ 50HRC		淬硬钢 Hardened Steel ~ 55HRC	
	No Load RPM min <sup>-1</sup>	Feed Speed mm/min	No Load RPM min <sup>-1</sup>	Feed Speed mm/min	No Load RPM min <sup>-1</sup>	Feed Speed mm/min	No Load RPM min <sup>-1</sup>	Feed Speed mm/min	No Load RPM min <sup>-1</sup>	Feed Speed mm/min
6	15915	1705	13260	1420	10600	1135	7960	850	5300	570
8	11935	1700	9950	1400	7960	1130	5970	850	3980	570
10	9550	1660	7960	1380	6370	1110	4775	830	3180	550
12	7960	1660	6630	1380	5300	1110	3980	830	2650	550
14	6820	1545	5685	1290	4550	1030	3410	900	2275	515
16	5970	1545	4975	1290	3980	1030	2985	900	1990	515
18	5305	1545	4420	1290	3540	1030	2650	900	1770	515
20	4775	1545	3980	1290	3180	1030	2390	900	1590	515

### DP-2-B & DP-2-BL (高速切削) Cutting At High Speed

被削材 Work Piece	铸铁/碳素钢/合金钢 Cast Iron/Carbon Steel/Alloy Steel ~ 30HRC		预硬钢/调制钢 Pre-hardened Steel/Hardened Steel ~ 40HRC		预硬钢/调制钢 Pre-hardened Steel/Hardened Steel ~ 45HRC		预硬钢/调制钢 Pre-hardened Steel/Hardened Steel ~ 50HRC		淬硬钢 Hardened Steel ~ 55HRC	
	No Load RPM min <sup>-1</sup>	Feed Speed mm/min	No Load RPM min <sup>-1</sup>	Feed Speed mm/min	No Load RPM min <sup>-1</sup>	Feed Speed mm/min	No Load RPM min <sup>-1</sup>	Feed Speed mm/min	No Load RPM min <sup>-1</sup>	Feed Speed mm/min
R3.0	15000	4800	11500	2750	9500	2250	7960	1885	6370	1510
R4.0	11500	3650	8950	2100	7150	1700	5970	1420	4775	1135
R5.0	9500	3000	7150	1700	5700	1350	4775	1130	3820	905
R6.0	7950	2500	5950	1400	4750	1100	3980	920	3180	735
R8.0	5950	1900	4450	1050	3550	850	2985	760	2390	610
R10.0	4750	1500	3550	850	2850	680	2390	570	1910	455

### DP-4-B & DP-4-BL

被削材 Work Piece	铸铁/球墨铸铁 Cast Iron/Ball Cast Iron		不锈钢 Stainless Steel		碳素钢/合金钢 Carbon Steel/Alloy Steel ~ 30HRC		预硬钢/调制钢 Pre-hardened Steel/Hardened Steel ~ 40HRC		预硬钢/调制钢 Pre-hardened Steel/Hardened Steel ~ 50HRC	
	No Load RPM min <sup>-1</sup>	Feed Speed mm/min	No Load RPM min <sup>-1</sup>	Feed Speed mm/min	No Load RPM min <sup>-1</sup>	Feed Speed mm/min	No Load RPM min <sup>-1</sup>	Feed Speed mm/min	No Load RPM min <sup>-1</sup>	Feed Speed mm/min
R1.5	15500	2055	7400	625	10600	975	8500	600	7430	525
R2.0	11500	2055	5550	795	8000	1190	6500	800	5570	685
R2.5	9500	2270	4450	795	6400	1190	5000	810	4455	720
R3.0	8000	2270	3700	840	5300	1245	4200	840	3715	745
R4.0	6000	2810	2750	985	4000	1515	3200	950	2785	825
R5.0	4800	2595	2200	925	3200	1405	2500	950	2230	825
R6.0	4000	2375	1850	925	2650	1320	2100	905	1855	800
R8.0	3000	2270	1350	815	2000	1295	1600	810	1395	705
R10.0	2400	2055	1100	795	1600	1200	1250	715	1115	740

DP-2-R											
被削材 Work Piece	碳素钢/合金钢 Carbon Steel/Alloy Steel ~ 30HRC		不锈钢 Stainless Steel		预硬钢/调制钢 Pre-hardened Steel/Hardened Steel ~ 45HRC		预硬钢/调制钢 Pre-hardened Steel/Hardened Steel ~ 50HRC		淬硬钢 Hardened Steel ~ 55HRC		
	D mm	回转数 No Load RPM min <sup>-1</sup>	进给速度 Feed Speed mm/min	回转数 No Load RPM min <sup>-1</sup>	进给速度 Feed Speed mm/min	回转数 No Load RPM min <sup>-1</sup>	进给速度 Feed Speed mm/min	回转数 No Load RPM min <sup>-1</sup>	进给速度 Feed Speed mm/min	回转数 No Load RPM min <sup>-1</sup>	进给速度 Feed Speed mm/min
1	20000	240	20000	75	20000	195	20000	145	20000	95	
2	15000	385	11150	100	15000	335	13000	215	11140	130	
3	14000	655	7500	145	10600	505	8500	395	7430	245	
4	10800	675	5500	155	8000	515	6500	405	5570	245	
5	8200	695	4500	155	6400	540	5000	425	4460	260	
6	7000	720	3700	170	5300	555	4200	435	3710	260	
8	5200	720	2800	170	4000	555	3200	440	2785	275	
10	4200	695	2200	170	3200	535	2500	420	2230	255	
12	3500	695	1850	170	2650	535	2100	420	1855	255	

DP-4-R											
被削材 Work Piece	碳素钢/合金钢 Carbon Steel/Alloy Steel ~ 30HRC		不锈钢 Stainless Steel		预硬钢/调制钢 Pre-hardened Steel/Hardened Steel ~ 45HRC		预硬钢/调制钢 Pre-hardened Steel/Hardened Steel ~ 50HRC		淬硬钢 Hardened Steel ~ 55HRC		
	D mm	回转数 No Load RPM min <sup>-1</sup>	进给速度 Feed Speed mm/min	回转数 No Load RPM min <sup>-1</sup>	进给速度 Feed Speed mm/min	回转数 No Load RPM min <sup>-1</sup>	进给速度 Feed Speed mm/min	回转数 No Load RPM min <sup>-1</sup>	进给速度 Feed Speed mm/min	回转数 No Load RPM min <sup>-1</sup>	进给速度 Feed Speed mm/min
3	14000	985	7500	175	10600	755	8500	590	7430	435	
4	10800	1010	5500	175	8000	770	6500	600	5570	445	
5	8200	1055	4500	175	6400	805	5000	640	4460	470	
6	7000	1080	3700	195	5300	830	4200	650	3710	470	
8	5200	1070	2800	195	4000	815	3200	660	2785	485	
10	4200	1055	2200	195	3200	805	2500	625	2230	450	
12	3500	1055	1850	195	2650	805	2100	625	1855	450	
16	2600	985	1400	175	2000	755	1600	590	1390	435	

DG-2-E & DG-2-EL													
被削材 Work Piece	铸铁/球墨铸铁 Cast Iron/Ball Cast Iron		碳素钢/合金钢 Carbon Steel/Alloy Steel 750N/mm <sup>2</sup> ~ 30HRC		碳素钢/合金钢 Carbon Steel/Alloy Steel ~ 30HRC		预硬钢/调制钢 Pre-hardened Steel/Hardened Steel ~ 40HRC		不锈钢 Stainless Steel		预硬钢/调制钢 Pre-hardened Steel/Hardened Steel ~ 50HRC		
	D mm	回转数 No Load RPM min <sup>-1</sup>	进给速度 Feed Speed mm/min	回转数 No Load RPM min <sup>-1</sup>	进给速度 Feed Speed mm/min	回转数 No Load RPM min <sup>-1</sup>	进给速度 Feed Speed mm/min	回转数 No Load RPM min <sup>-1</sup>	进给速度 Feed Speed mm/min	回转数 No Load RPM min <sup>-1</sup>	进给速度 Feed Speed mm/min	回转数 No Load RPM min <sup>-1</sup>	进给速度 Feed Speed mm/min
1	20000	165	20000	165	20000	135	20000	135	20000	50	20000	100	
2	15000	265	15000	265	15000	240	15000	235	11150	70	13000	150	
3	14000	455	14000	455	13000	420	10600	350	7500	100	8500	275	
4	10800	465	10800	465	10000	430	8000	355	5500	110	6500	280	
5	8200	485	8200	485	7600	450	6400	370	4500	110	5000	295	
6	7000	500	7000	500	6400	460	5300	385	3700	115	4200	300	
8	5200	495	5200	495	4800	455	4000	380	2800	115	3200	305	
10	4200	485	4200	485	3800	450	3200	370	2200	115	2500	290	
12	3500	485	3500	485	3200	450	2650	370	1850	115	2100	290	
14	3000	455	3000	455	2700	420	2300	350	1600	110	1800	275	
16	2600	455	2600	455	2400	420	2000	350	1400	100	1600	275	
18	2300	445	2300	445	2100	410	1800	345	1250	100	1400	270	
20	2050	445	2050	445	1900	410	1600	345	1100	100	1250	270	

DG-4-G-E & DG-4-G-EL													
被削材 Work Piece	铸铁/球墨铸铁 Cast Iron/Ball Cast Iron		碳素钢/合金钢 Carbon Steel/Alloy Steel 750N/mm <sup>2</sup> ~ 30HRC		碳素钢/合金钢 Carbon Steel/Alloy Steel ~ 30HRC		预硬钢/调制钢 Pre-hardened Steel/Hardened Steel ~ 40HRC		不锈钢 Stainless Steel		预硬钢/调制钢 Pre-hardened Steel/Hardened Steel ~ 50HRC		
	D mm	回转数 No Load RPM min <sup>-1</sup>	进给速度 Feed Speed mm/min	回转数 No Load RPM min <sup>-1</sup>	进给速度 Feed Speed mm/min	回转数 No Load RPM min <sup>-1</sup>	进给速度 Feed Speed mm/min	回转数 No Load RPM min <sup>-1</sup>	进给速度 Feed Speed mm/min	回转数 No Load RPM min <sup>-1</sup>	进给速度 Feed Speed mm/min	回转数 No Load RPM min <sup>-1</sup>	进给速度 Feed Speed mm/min
1	20000	225	20000	225	20000	180	20000	180	20000	80	20000	135	
2	15000	360	15000	360	15000	325	15000	315	11150	90	13000	200	
3	14000	610	14000	610	13000	570	10600	470	7500	110	8500	370	
4	10800	630	10800	630	10000	575	8000	480	5500	115	6500	380	
5	8200	660	8200	660	7600	600	6400	505	4500	115	5000	400	
6	7000	675	7000	675	6400	620	5300	515	3700	120	4200	405	
8	5200	665	5200	665	4800	610	4000	510	2800	120	3200	415	
10	4200	660	4200	660	3800	600	3200	505	2200	120	2500	390	
12	3500	660	3500	660	3200	600	2650	505	1850	120	2100	390	
14	3000	610	3000	610	2700	570	2300	470	1600	115	1800	370	
16	2600	610	2600	610	2400	570	2000	470	1400	110	1600	370	
18	2300	600	2300	600	2100	560	1800	460	1250	95	1400	365	
20	2050	600	2050	600	1900	560	1600	460	1100	95	1250	365	

### DG-2-EP

D mm	有效长度 Length	碳素钢/合金钢 Carbon Steel/Alloy Steel 750N/mm <sup>2</sup>			碳素钢/合金钢 Carbon Steel/Alloy Steel ~30HRC			预硬钢/调制钢 Pre-hardened Steel/Hardened Steel ~40HRC			不锈钢 Stainless Steel		
		回转数 No Load RPM min <sup>-1</sup>	进给速度 Feed Speed mm/min	~ap mm	回转数 No Load RPM min <sup>-1</sup>	进给速度 Feed Speed mm/min	~ap mm	回转数 No Load RPM min <sup>-1</sup>	进给速度 Feed Speed mm/min	ap mm	回转数 No Load RPM min <sup>-1</sup>	进给速度 Feed Speed mm/min	ap mm
0.5	4	28000	500	0.023	28000	400	0.021	28000	250	0.018	25000	200	0.014
0.5	6	22000	400	0.007	22000	350	0.06	22000	150	0.005	20000	150	0.004
0.5	8	18000	300	0.005	18000	300	0.005	18000	150	0.004	20000	150	0.003
0.8	4	32000	900	0.057	32000	600	0.053	32000	600	0.044	25000	400	0.035
0.8	6	26000	700	0.036	26000	450	0.034	26000	400	0.028	21000	300	0.022
0.8	8	22000	500	0.026	22000	350	0.024	22000	300	0.02	18000	200	0.016
0.8	10	22000	500	0.01	22000	350	0.01	22000	300	0.008	18000	200	0.006
1.0	4	29000	1300	0.08	27000	1000	0.08	26000	900	0.07	20000	600	0.05
1.0	6	29000	1300	0.07	27000	1000	0.07	26000	900	0.06	20000	600	0.04
1.0	8	24000	900	0.05	23000	800	0.04	22000	700	0.04	18000	400	0.03
1.0	10	20000	700	0.03	19000	600	0.03	18000	500	0.03	15000	300	0.02
1.0	12	20000	700	0.02	19000	600	0.02	18000	500	0.02	15000	300	0.01
1.0	14	18000	500	0.015	15000	400	0.01	15000	360	0.01	12000	200	0.008
1.2	6	25000	1100	0.09	23000	1000	0.08	22000	900	0.07	17000	600	0.05
1.2	8	21000	900	0.07	20000	700	0.07	19000	700	0.05	14000	400	0.04
1.2	10	21000	900	0.06	20000	700	0.05	19000	700	0.04	14000	400	0.03
1.2	12	18000	700	0.04	17000	600	0.04	16000	500	0.03	11000	300	0.02
1.5	6	20000	1200	0.15	18000	1000	0.14	18000	900	0.11	14000	600	0.09
1.5	8	19000	900	0.11	16000	800	0.1	15000	700	0.08	12000	400	0.07
1.5	10	19000	900	0.09	16000	800	0.08	15000	700	0.06	12000	400	0.05
1.5	12	19000	900	0.07	16000	800	0.06	15000	700	0.05	12000	400	0.04
1.5	14	19000	700	0.06	16000	650	0.05	15000	630	0.04	12000	360	0.03
2.0	6	16000	1300	0.34	15000	1100	0.31	14000	1000	0.26	11000	700	0.21
2.0	8	16000	1300	0.29	15000	1100	0.26	14000	1000	0.22	11000	700	0.18
2.0	10	14000	900	0.26	13000	800	0.24	12000	700	0.20	9000	500	0.16
2.0	12	14000	900	0.14	13000	800	0.13	12000	700	0.11	9000	500	0.09
2.0	14	14000	900	0.1	13000	800	0.11	12000	700	0.09	9000	500	0.07
2.0	16	14000	900	0.08	13000	800	0.08	12000	700	0.07	9000	500	0.06
2.5	8	13000	1300	0.42	12000	1100	0.39	11000	1000	0.33	9000	700	0.26
2.5	10	13000	1300	0.36	12000	1100	0.33	11000	1000	0.28	9000	700	0.22
2.5	12	13000	1300	0.24	12000	1100	0.23	11000	1000	0.19	9000	700	0.15
2.5	14	12000	900	0.18	10000	800	0.17	9000	700	0.14	7000	500	0.11
2.5	16	12000	900	0.13	10000	800	0.12	9000	700	0.09	7000	500	0.08
2.5	18	12000	800	0.11	10000	720	0.10	9000	630	0.07	7000	450	0.07
2.5	20	12000	800	0.09	10000	720	0.08	9000	630	0.05	7000	450	0.05

### DG-2-EP

D mm	有效长度 Length	碳素钢/合金钢 Carbon Steel/Alloy Steel 750N/mm <sup>2</sup>			碳素钢/合金钢 Carbon Steel/Alloy Steel ~30HRC			预硬钢/调制钢 Pre-hardened Steel/Hardened Steel ~40HRC			不锈钢 Stainless Steel		
		回转数 No Load RPM min <sup>-1</sup>	进给速度 Feed Speed mm/min	ap mm	回转数 No Load RPM min <sup>-1</sup>	进给速度 Feed Speed mm/min	ap mm	回转数 No Load RPM min <sup>-1</sup>	进给速度 Feed Speed mm/min	ap mm	回转数 No Load RPM min <sup>-1</sup>	进给速度 Feed Speed mm/min	ap mm
3.0	6	11000	1300	0.42	10000	1100	0.39	10000	1000	0.32	8000	700	0.27
3.0	8	11000	1300	0.39	10000	1100	0.36	10000	1000	0.30	8000	700	0.24
3.0	10	11000	1300	0.31	10000	1100	0.29	10000	1000	0.24	8000	700	0.19
3.0	12	11000	1100	0.29	10000	1000	0.27	10000	900	0.22	8000	650	0.16
3.0	14	11000	1100	0.27	10000	1000	0.25	10000	900	0.20	8000	650	0.15
3.0	16	10000	850	0.22	10000	750	0.20	9000	650	0.17	6000	450	0.13
3.0	18	10000	850	0.16	10000	750	0.14	9000	650	0.12	6000	450	0.10
3.0	20	10000	850	0.12	10000	750	0.10	9000	650	0.08	6000	450	0.07
4.0	12	8000	1300	0.42	7000	1100	0.38	7000	1000	0.32	6000	700	0.26
4.0	16	8000	1100	0.39	7000	1000	0.35	7000	900	0.30	6000	650	0.24
4.0	20	7000	900	0.34	7000	800	0.30	6000	700	0.27	5000	500	0.20
4.0	25	7000	900	0.30	7000	800	0.27	6000	700	0.24	5000	500	0.15
5.0	16	6000	1200	0.49	6000	1000	0.45	5000	1000	0.38	5000	600	0.30
5.0	25	5000	800	0.45	5000	720	0.42	5000	700	0.35	5000	600	0.25

### DG-4-E & DG-4-EL

D mm	被削材 Work Piece	碳素钢/合金钢 Carbon Steel/Alloy Steel 750N/mm <sup>2</sup>		碳素钢/合金钢 Carbon Steel/Alloy Steel ~30HRC		预硬钢/调制钢 Pre-hardened Steel/Hardened Steel ~40HRC		不锈钢 Stainless Steel		预硬钢/调制钢 Pre-hardened Steel/Hardened Steel ~50HRC			
		回转数 No Load RPM min <sup>-1</sup>	进给速度 Feed Speed mm/min	回转数 No Load RPM min <sup>-1</sup>	进给速度 Feed Speed mm/min	回转数 No Load RPM min <sup>-1</sup>	进给速度 Feed Speed mm/min	回转数 No Load RPM min <sup>-1</sup>	进给速度 Feed Speed mm/min	回转数 No Load RPM min <sup>-1</sup>	进给速度 Feed Speed mm/min		
1	铸铁/球墨铸铁 Cast Iron/Ball Cast Iron	20000	250	20000	250	20000	200	20000	200	20000	90	20000	150
2		15000	400	15000	400	15000	360	15000	350	11150	100	13000	225
3		14000	680	14000	680	13000	630	10600	525	7500	120	8500	410
4		10800	700	10800	700	10000	640	8000	535	5500	125	6500	420
5		8200	730	8200	730	7600	670	6400	560	4500	125	5000	440
6		7000	750	7000	750	6400	690	5300	575	3700	135	4200	450
8		5200	740	5200	740	4800	680	4000	565	2800	135	3200	460
10		4200	730	4200	730	3800	670	3200	560	2200	135	2500	435
12		3500	730	3500	730	3200	670	2650	560	1850	135	2100	435
14		3000	680	3000	680	2700	630	2300	525	1600	125	1800	410
16		2600	680	2600	680	2400	630	2000	525	1400	120	1600	410
18		2300	670	2300	670	2100	620	1800	515	1250	105	1400	405
20		2050	670	2050	670	1900	620	1600	515	1100	105	1250	405

## DG-2-ES

被削材 Work Piece	铸铁/球墨铸铁 Cast Iron/Ball Cast Iron		碳素钢/合金钢 Carbon Steel/Alloy Steel 750N/mm <sup>2</sup>		碳素钢/合金钢 Carbon Steel/Alloy Steel ~30HRC		预硬钢/调制钢 Pre-hardened Steel/Hardened Steel ~40HRC		不锈钢 Stainless Steel	
	回转数 No Load RPM min <sup>-1</sup>	进给速度 Feed Speed mm/min	回转数 No Load RPM min <sup>-1</sup>	进给速度 Feed Speed mm/min	回转数 No Load RPM min <sup>-1</sup>	进给速度 Feed Speed mm/min	回转数 No Load RPM min <sup>-1</sup>	进给速度 Feed Speed mm/min	回转数 No Load RPM min <sup>-1</sup>	进给速度 Feed Speed mm/min
<b>0.3</b>	32000	115	32000	115	32000	115	32000	80	32000	40
<b>0.4</b>	32000	125	32000	125	32000	125	32000	90	27500	50
<b>0.5</b>	32000	125	32000	125	29500	125	25000	90	22000	50
<b>0.6</b>	32000	125	32000	125	24500	125	21000	90	18500	50
<b>0.7</b>	32000	125	32000	125	24500	125	21000	90	18500	50
<b>0.8</b>	24500	125	24500	125	18500	125	15500	90	13500	50
<b>0.9</b>	24500	125	24500	125	18500	125	15500	90	13500	50
<b>1.0</b>	21000	140	25000	165	16800	130	14500	90	10000	50
<b>1.5</b>	13000	140	15000	165	11800	130	10000	90	7000	50
<b>2.0</b>	13000	160	15000	185	11800	145	10000	100	7000	60
<b>2.5</b>	8700	200	10000	240	8200	185	6600	100	4700	60
<b>3.0</b>	8700	235	10000	270	8200	220	6600	100	4700	75

## DG-2-B & DG-2-BL

被削材 Work Piece	铸铁/球墨铸铁 Cast Iron/Ball Cast Iron		碳素钢/合金钢 Carbon Steel/Alloy Steel 750N/mm <sup>2</sup>		碳素钢/合金钢 Carbon Steel/Alloy Steel ~30HRC		预硬钢/调制钢 Pre-hardened Steel/Hardened Steel ~40HRC		不锈钢 Stainless Steel	预硬钢/调制钢 Pre-hardened Steel/Hardened Steel ~50HRC		
	回转数 No Load RPM min <sup>-1</sup>	进给速度 Feed Speed mm/min	回转数 No Load RPM min <sup>-1</sup>	进给速度 Feed Speed mm/min	回转数 No Load RPM min <sup>-1</sup>	进给速度 Feed Speed mm/min	回转数 No Load RPM min <sup>-1</sup>	进给速度 Feed Speed mm/min	回转数 No Load RPM min <sup>-1</sup>	进给速度 Feed Speed mm/min	回转数 No Load RPM min <sup>-1</sup>	进给速度 Feed Speed mm/min
<b>R0.5</b>	40000	800	40000	800	38000	700	32000	320	22300	200	25000	275
<b>R1.0</b>	24000	900	24000	900	19000	760	16000	400	11150	230	13000	275
<b>R1.5</b>	15500	950	15500	950	12750	760	10600	450	7400	290	8500	280
<b>R2.0</b>	11500	950	11500	950	9550	760	8000	550	5550	370	6500	370
<b>R2.5</b>	9500	1050	9500	1050	7650	800	6400	550	4450	370	5000	375
<b>R3.0</b>	8000	1050	8000	1050	6400	800	5300	580	3700	390	4200	390
<b>R4.0</b>	6000	1300	6000	1300	4800	950	4000	700	2750	455	3200	440
<b>R5.0</b>	4800	1200	4800	1200	3800	900	3200	650	2200	430	2500	440
<b>R6.0</b>	4000	1100	4000	1100	3200	840	2650	610	1850	430	2100	420
<b>R8.0</b>	3000	1050	3000	1050	2400	800	2000	600	1350	380	1600	375
<b>R10.0</b>	2400	950	2400	950	1900	680	1600	560	1100	370	1250	330

## DG-4-B

被削材 Work Piece	铸铁/球墨铸铁 Cast Iron/Ball Cast Iron		碳素钢/合金钢 Carbon Steel/Alloy Steel 750N/mm <sup>2</sup>		碳素钢/合金钢 Carbon Steel/Alloy Steel ~30HRC		预硬钢/调制钢 Pre-hardened Steel/Hardened Steel ~40HRC		不锈钢 Stainless Steel		预硬钢/调制钢 Pre-hardened Steel/Hardened Steel ~40HRC	
	回转数 No Load RPM min <sup>-1</sup>	进给速度 Feed Speed mm/min	回转数 No Load RPM min <sup>-1</sup>	进给速度 Feed Speed mm/min	回转数 No Load RPM min <sup>-1</sup>	进给速度 Feed Speed mm/min	回转数 No Load RPM min <sup>-1</sup>	进给速度 Feed Speed mm/min	回转数 No Load RPM min <sup>-1</sup>	进给速度 Feed Speed mm/min	回转数 No Load RPM min <sup>-1</sup>	进给速度 Feed Speed mm/min
<b>R1.5</b>	15500	1710	15500	1710	12750	1340	10600	810	7400	520	8500	500
<b>R2.0</b>	11500	1710	11500	1710	9550	1340	8000	990	5550	660	6500	665
<b>R2.5</b>	9500	1890	9500	1890	7650	1440	6400	990	4450	660	5000	675
<b>R3.0</b>	8000	1890	8000	1890	6400	1440	5300	1040	3700	700	4200	700
<b>R4.0</b>	6000	2340	6000	2340	4800	1710	4000	1260	2750	820	3200	790
<b>R5.0</b>	4800	2160	4800	2160	3800	1620	3200	1170	2200	770	2500	790
<b>R6.0</b>	4000	1980	4000	1980	3200	1510	2650	1100	1850	770	2100	755
<b>R8.0</b>	3000	1890	3000	1890	2400	1440	2000	1080	1350	680	1600	675
<b>R10.0</b>	2400	1710	2400	1710	1900	1220	1600	1000	1100	660	1250	595

## DG-2-BS

被削材 Work Piece	铸铁/球墨铸铁 Cast Iron/Ball Cast Iron		碳素钢/合金钢 Carbon Steel/Alloy Steel 750N/mm <sup>2</sup>		碳素钢/合金钢 Carbon Steel/Alloy Steel ~30HRC		预硬钢/调制钢 Pre-hardened Steel/Hardened Steel ~40HRC		不锈钢 Stainless Steel	
	回转数 No Load RPM min <sup>-1</sup>	进给速度 Feed Speed mm/min	回转数 No Load RPM min <sup>-1</sup>	进给速度 Feed Speed mm/min	回转数 No Load RPM min <sup>-1</sup>	进给速度 Feed Speed mm/min	回转数 No Load RPM min <sup>-1</sup>	进给速度 Feed Speed mm/min	回转数 No Load RPM min <sup>-1</sup>	进给速度 Feed Speed mm/min
<b>R0.15</b>	32000	300	32000	300	32000	270	32000	250	32000	150
<b>R0.2</b>	32000	380	32000	380	32000	320	32000	300	32000	175
<b>R0.25</b>	32000	460	32000	460	32000	410	32000	330	32000	205
<b>R0.3</b>	32000	535	32000	535	32000	500	32000	420	32000	265
<b>R0.35</b>	32000	550	32000	550	32000	520	32000	440	32000	270
<b>R0.4</b>	32000	610	32000	610	32000	560	32000	460	27500	285
<b>R0.45</b>	32000	700	32000	700	32000	600	25000	400	27500	285
<b>R0.50</b>	32000	765	32000	765	32000	640	25000	400	22000	285
<b>R1.0</b>	24000	900	24000	900	19000	760	16000	400	11150	230
<b>R1.5</b>	15500	950	15500	950	12750	760	10600	450	7400	290

### DG-2-BP

被削材 Work Piece	有效长度 Length	碳素钢/合金钢 Carbon Steel/Alloy Steel 750N/mm <sup>2</sup>				碳素钢/合金钢 Carbon Steel/Alloy Steel ~ 30HRC				预硬钢/调制钢 Pre-hardened Steel/Hardened Steel ~ 40HRC				不锈钢 Stainless Steel			
		回转数 No Load RPM		进给速度 Feed Speed		回转数 No Load RPM		进给速度 Feed Speed		回转数 No Load RPM		进给速度 Feed Speed		回转数 No Load RPM		进给速度 Feed Speed	
		min <sup>-1</sup>	mm/min	mm	mm	min <sup>-1</sup>	mm/min	mm	mm	min <sup>-1</sup>	mm/min	mm	mm	min <sup>-1</sup>	mm/min	mm	mm
R0.25	4	27000	400	0.025	0.02	27000	380	0.025	0.02	27000	300	0.025	0.02	27000	200	0.025	0.02
R0.25	6	21000	200	0.015	0.01	21000	180	0.015	0.01	21000	160	0.015	0.01	21000	150	0.015	0.01
R0.3	4	27000	400	0.12	0.03	27000	380	0.12	0.03	25000	250	0.12	0.03	24000	200	0.12	0.03
R0.3	6	25000	300	0.12	0.03	25000	280	0.12	0.03	20000	150	0.12	0.03	20000	140	0.12	0.03
R0.3	8	25000	240	0.12	0.03	25000	225	0.12	0.03	20000	120	0.12	0.03	20000	110	0.12	0.03
R0.4	4	27000	600	0.16	0.04	27000	550	0.16	0.04	23000	450	0.16	0.04	21000	300	0.16	0.04
R0.4	6	24000	400	0.12	0.04	24000	360	0.12	0.04	21000	250	0.12	0.04	19000	200	0.12	0.04
R0.4	8	22000	300	0.12	0.04	22000	270	0.12	0.04	19000	150	0.12	0.04	19000	140	0.12	0.04
R0.4	10	22000	270	0.09	0.03	22000	250	0.09	0.03	19000	135	0.09	0.03	19000	120	0.09	0.03
R0.5	4	28000	600	0.20	0.05	28000	550	0.20	0.05	25000	500	0.20	0.05	21000	300	0.20	0.05
R0.5	6	21000	400	0.20	0.05	21000	360	0.20	0.05	19000	300	0.20	0.05	16000	200	0.20	0.05
R0.5	8	21000	360	0.15	0.05	21000	320	0.15	0.05	19000	270	0.15	0.05	16000	180	0.15	0.05
R0.5	10	18000	300	0.10	0.03	18000	270	0.10	0.03	17000	200	0.10	0.03	14000	150	0.10	0.03
R0.5	12	18000	270	0.10	0.03	18000	250	0.10	0.03	17000	180	0.10	0.03	14000	135	0.10	0.03
R0.6	6	20000	600	0.24	0.06	20000	540	0.24	0.06	17000	300	0.24	0.06	14000	200	0.24	0.06
R0.6	8	20000	540	0.24	0.06	20000	500	0.24	0.06	17000	270	0.24	0.06	14000	170	0.24	0.06
R0.6	12	16000	300	0.18	0.06	16000	270	0.18	0.06	14000	200	0.18	0.06	11000	150	0.18	0.06
R0.6	16	16000	270	0.12	0.03	16000	230	0.12	0.03	14000	175	0.12	0.03	11000	135	0.12	0.03
R0.75	8	17000	600	0.30	0.08	17000	540	0.30	0.08	15000	300	0.30	0.08	12000	250	0.30	0.08
R0.75	12	17000	540	0.24	0.06	17000	500	0.24	0.06	15000	275	0.24	0.06	12000	225	0.24	0.06
R0.75	16	13000	300	0.16	0.04	13000	275	0.16	0.04	12000	200	0.16	0.04	9500	150	0.16	0.04
R1.0	6	16500	800	0.40	0.10	16500	750	0.40	0.10	16500	560	0.40	0.10	13500	450	0.40	0.10
R1.0	8	16500	800	0.32	0.10	16500	750	0.32	0.10	16500	560	0.32	0.10	13500	450	0.32	0.10
R1.0	10	14000	630	0.30	0.08	14000	600	0.30	0.08	13000	450	0.30	0.08	10000	270	0.30	0.08
R1.0	12	14000	630	0.30	0.06	14000	600	0.30	0.06	13000	450	0.30	0.06	10000	270	0.30	0.06
R1.0	16	14000	550	0.24	0.06	14000	530	0.24	0.06	13000	400	0.24	0.06	10000	270	0.24	0.06
R1.0	20	14000	360	0.16	0.06	14000	330	0.16	0.06	10000	225	0.16	0.06	8000	175	0.16	0.06
R1.25	8	14000	800	0.10	0.32	14000	750	0.10	0.32	14000	560	0.10	0.32	12500	450	0.10	0.32
R1.25	12	13000	630	0.06	0.30	13000	600	0.06	0.30	12000	450	0.06	0.30	10000	270	0.06	0.30
R1.25	16	13000	550	0.06	0.24	13000	530	0.06	0.24	12000	400	0.06	0.24	10000	270	0.06	0.24
R1.25	20	10000	360	0.06	0.16	10000	330	0.06	0.16	8000	225	0.06	0.16	7000	175	0.06	0.16
R1.5	10	12000	800	0.15	0.40	12000	720	0.15	0.40	9500	600	0.15	0.40	7500	400	0.15	0.40
R1.5	12	12000	720	0.15	0.40	12000	650	0.15	0.40	9500	540	0.15	0.40	7500	360	0.15	0.40
R1.5	16	10000	600	0.15	0.40	10000	540	0.15	0.40	8500	300	0.15	0.40	6500	250	0.15	0.40
R1.5	20	10000	600	0.10	0.32	10000	540	0.10	0.32	8500	300	0.10	0.32	6500	250	0.10	0.32
R2.0	10	9000	800	0.20	0.80	9000	720	0.20	0.80	7500	600	0.20	0.80	6000	400	0.20	0.80
R2.0	16	9000	800	0.20	0.60	9000	720	0.20	0.60	7500	600	0.20	0.60	6000	400	0.20	0.60

### DG-2-BP

被削材 Work Piece	有效长度 Length	碳素钢/合金钢 Carbon Steel/Alloy Steel 750N/mm <sup>2</sup>				碳素钢/合金钢 Carbon Steel/Alloy Steel ~ 30HRC				预硬钢/调制钢 Pre-hardened Steel/Hardened Steel ~ 40HRC				不锈钢 Stainless Steel			
		回转数 No Load RPM		进给速度 Feed Speed		回转数 No Load RPM		进给速度 Feed Speed		回转数 No Load RPM		进给速度 Feed Speed		回转数 No Load RPM		进给速度 Feed Speed	
		min <sup>-1</sup>	mm/min	mm	mm	min <sup>-1</sup>	mm/min	mm	mm	min <sup>-1</sup>	mm/min	mm	mm	min <sup>-1</sup>	mm/min	mm	mm
R2.0	20	7000	600	0.20	0.40	7000	540	0.20	0.40	6000	400	0.20	0.40	5000	250	0.20	0.40
R2.0	25	7000	600	0.15	0.40	7000	540	0.15	0.40	6000	400	0.15	0.40	5000	250	0.15	0.40
R2.5	16	7000	600	0.25	1.00	7000	540	0.25	0.10	6500	500	0.25	1.00	5000	400	0.25	1.00
R2.5	25	6000	500	0.25	1.00	6000	450	0.25	1.00	5000	500	0.25	1.00	4000	250	0.25	1.00

### DG-2-R

被削材 Work Piece	D mm	回转数 No Load RPM	进给速度 Feed Speed	碳素钢/合金钢 Carbon Steel/Alloy Steel 750N/mm <sup>2</sup>		碳素钢/合金钢 Carbon Steel/Alloy Steel ~ 30HRC		预硬钢/调制钢 Pre-hardened Steel/Hardened Steel ~ 40HRC		不锈钢 Stainless Steel		预硬钢/调制钢 Pre-hardened Steel/Hardened Steel ~ 50HRC	
				回转数 No Load RPM	进给速度 Feed Speed	回转数 No Load RPM	进给速度 Feed Speed	回转数 No Load RPM	进给速度 Feed Speed	回转数 No Load RPM	进给速度 Feed Speed	回转数 No Load RPM	进给速度 Feed Speed
1		20000	200	20000	200	20000	160	20000	160	20000	60	20000	120
2		15000	320	15000	320	15000	290	15000	280	11150	84	13000	180
3		14000	545	14000	545	13000	510	10600	420	7500	120	8500	330
4		10800	560	10800	560	10000	520	8000	430	5500	130	6500	335
5		8200	580	8200	580	7600	540	6400	450	4500	130	5000	355
6		7000	600	7000	600	6400	550	5300	460	3700	140	4200	360
8		5200	600	5200	600	4800	550	4000	460	2800	140	3200	365
10		4200	580	4200	580	3800	540	3200	445	2200	140	2500	350
12		3500	580	3500	580	3200	540	2650	445	1850	140	2100	350

### DG-4-R & DG-4-L

被削材 Work Piece	D mm	回转数 No Load RPM	进给速度 Feed Speed	碳素钢/合金钢 Carbon Steel/Alloy Steel 750N/mm <sup>2</sup>		碳素钢/合金钢 Carbon Steel/Alloy Steel ~ 30HRC		预硬钢/调制钢 Pre-hardened Steel/Hardened Steel ~ 40HRC		不锈钢 Stainless Steel		预硬钢/调制钢 Pre-hardened Steel/Hardened Steel ~ 50HRC	
				回转数 No Load RPM	进给速度 Feed Speed	回转数 No Load RPM	进给速度 Feed Speed	回转数 No Load RPM	进给速度 Feed Speed	回转数 No Load RPM	进给速度 Feed Speed	回转数 No Load RPM	进给速度 Feed Speed
3		14000	820	14000	820	13000	755	10600	630	7500	145	8500	490
4		10800	840	10800	840	10000	770	8000	640	5500	145	6500	500
5		8200	880	8200	880	7600	810	6400	670	4500	145	5000	530
6		7000	900	7000	900	6400	830	5300	690	3700	160	4200	540
8		5200	890	5200	890	4800	815	4000	680	2800	160	3200	550
10		4200	880	4200	880	3800	810	3200	670	2200	160	2500	520
12		3500	880	3500	880	3200	810	2650	670	1850	160	2100	520
16		2600	680	2600	680	2400	630	2000	525	1400	120	1600	490

DH-4-E & DH-4-EL						
被削材 Work Piece	预硬钢/调制钢 Pre-hardened Steel/Hardened Steel ~40-50HRC		淬硬钢 Hardened Steel ~50~60HRC		淬硬钢 Hardened Steel ~60~68HRC	
	回转数 No Load RPM min <sup>-1</sup>	进给速度 Feed Speed mm/min	回转数 No Load RPM min <sup>-1</sup>	进给速度 Feed Speed mm/min	回转数 No Load RPM min <sup>-1</sup>	进给速度 Feed Speed mm/min
1	40000	320	40000	320	32000	260
2	40000	800	24000	480	16000	320
3	32000	1020	16000	510	11000	350
4	24000	1250	12000	620	8000	420
5	19000	1360	9500	680	6400	460
6	16000	1540	8000	770	5300	510
8	12000	1540	6000	770	4000	510
10	9600	1540	4800	770	3200	510
12	8000	1600	4000	800	2700	540
14	6800	1340	3400	680	2300	460
16	6000	1200	3000	600	2000	400
18	5300	1060	2700	530	1800	360
20	4800	960	2400	480	1600	320

DH-2-B & DH-2-BL												
被削材 Work Piece	预硬钢/调制钢 Pre-hardened Steel/Hardened Steel ~40-50HRC				淬硬钢 Hardened Steel ~50~60HRC				淬硬钢 Hardened Steel ~60~68HRC			
	回转数 No Load RPM min <sup>-1</sup>	进给速度 Feed Speed mm/min	ae mm	ap mm	回转数 No Load RPM min <sup>-1</sup>	进给速度 Feed Speed mm/min	ae mm	ap mm	回转数 No Load RPM min <sup>-1</sup>	进给速度 Feed Speed mm/min	ae mm	ap mm
R0.5	40000	1900	0.05	0.01	36000	1500	0.05	0.01	32000	1400	0.05	0.01
R1.0	33000	3100	0.075	0.02	26000	2100	0.075	0.02	24000	2000	0.075	0.02
R1.5	29000	4100	0.1	0.03	23000	2900	0.1	0.03	21000	2600	0.1	0.03
R2.0	22000	3900	0.15	0.04	17000	2500	0.15	0.04	15500	2100	0.15	0.04
R2.5	17500	3500	0.15	0.05	13500	2200	0.15	0.05	13000	2000	0.15	0.05
R3.0	15000	3100	0.2	0.06	11500	1700	0.2	0.06	10500	1500	0.2	0.06
R4.0	11000	2500	0.25	0.08	8600	1600	0.25	0.08	8000	1400	0.25	0.08
R5.0	9000	2000	0.3	0.1	7000	1400	0.3	0.1	6000	1200	0.3	0.1
R6.0	7500	1800	0.35	0.1	5700	1300	0.35	0.1	5300	1200	0.35	0.1
R8.0	5500	1800	0.4	0.1	4300	1300	0.4	0.1	4000	1200	0.4	0.1
R10.0	4500	1800	0.5	0.1	3500	1300	0.5	0.1	3200	1200	0.5	0.1

DH-4-R & DH-4-RF & DH-4-RP						
被削材 Work Piece	预硬钢/调制钢 Pre-hardened Steel/Hardened Steel ~40-50HRC		淬硬钢 Hardened Steel ~50~60HRC		淬硬钢 Hardened Steel ~60~68HRC	
	回转数 No Load RPM min <sup>-1</sup>	进给速度 Feed Speed mm/min	回转数 No Load RPM min <sup>-1</sup>	进给速度 Feed Speed mm/min	回转数 No Load RPM min <sup>-1</sup>	进给速度 Feed Speed mm/min
3	32000	1225	16000	610	11000	420
4	24000	1500	12000	745	8000	500
5	19000	1630	9500	815	6400	550
6	16000	1850	8000	925	5300	610
8	12000	1850	6000	925	4000	610
10	9600	1850	4800	925	3200	610
12	8000	1920	4000	960	2700	648
16	6000	1440	3000	720	2000	480

DL-2-E & DL-2-EL				
被削材 Work Piece	铝合金 Aluminium Alloy		硅铝合金Si≤10% Titanium Alloy	
	回转数 No Load RPM min <sup>-1</sup>	进给速度 Feed Speed mm/min	回转数 No Load RPM min <sup>-1</sup>	进给速度 Feed Speed mm/min
1	40000	650	40000	500
2	40000	950	32000	750
3	26500	1500	21000	1100
4	20000	1600	16000	1250
5	16000	1500	13000	1100
6	13000	1250	10600	1000
8	10000	1400	8000	1100
10	8000	1600	6500	1250
12	6600	1650	5300	1300
14	5700	1700	4600	1350
16	5000	1700	4000	1350
18	4400	1700	3500	1350
20	4000	1700	3200	1350

# DATA

Technical Data  
技术支持

## DL-3-E & DL-3-EL

被削材 Work Piece	铝合金 Aluminium Alloy		硅铝合金Si≤10% Titanium Alloy		
	D mm	回转数 No Load RPM min <sup>-1</sup>	进给速度 Feed Speed mm/min	回转数 No Load RPM min <sup>-1</sup>	进给速度 Feed Speed mm/min
1		40000	800	40000	600
2		40000	1200	32000	900
3		26500	1800	21000	1300
4		20000	2000	16000	1500
5		16000	1750	13000	1300
6		13000	1500	10600	1200
8		10000	1650	8000	1300
10		8000	1900	6500	1500
12		6600	1950	5300	1550
14		5700	2000	4600	1600
16		5000	2000	4000	1600
18		4400	2000	3500	1600
20		4000	2000	3200	1600

# DATA

Technical Data  
技术支持

## DL-2-B

被削材 Work Piece	铝合金 Aluminium Alloy		硅铝合金Si≤10% Titanium Alloy		
	D mm	回转数 No Load RPM min <sup>-1</sup>	进给速度 Feed Speed mm/min	回转数 No Load RPM min <sup>-1</sup>	进给速度 Feed Speed mm/min
R1.0		40000	2000	32000	1600
R1.5		26500	1950	21000	1550
R2.0		20000	1950	16000	1550
R2.5		16000	1950	13000	1550
R3.0		13000	2000	10600	1600
R4.0		10000	2450	8000	2000
R5.0		8000	2200	6500	1750
R6.0		6600	2050	5300	1650

技术参数  
Cutting data

铝加工立铣刀  
DL for aluminium alloy

高硬度加工立铣刀  
DH for hardened material

通用加工立铣刀  
DG for general purpose

高性能通用加工立铣刀  
DP for high performance

整体硬质合金铣刀  
CARBIDE END MILLS

技术参数  
Cutting data


铝加工立铣刀  
DL for aluminium alloy

高硬度加工立铣刀  
DH for hardened material

通用加工立铣刀  
DG for general purpose

高性能通用加工立铣刀  
DP for high performance

整体硬质合金铣刀  
CARBIDE END MILLS



# BORING

Insert Grades - Boring  
镗孔刀片牌号一览表

工件材质 Work Piece	ISO	涂层 Coated		硬质合金 Carbide	金属陶瓷 Cermet	涂层金属陶瓷 Coated Cermet
		CVD	PVD			
P 钢	01				UMC10	
	10	QC1115				
	20	QC1125	QP5125			
	30	QC1225	YP5120			
	40	QC1135	DP1230			
M 不锈钢	01					
	10		DP5015			MC215
	20		QP5125			
	30		QP5225			
	40		YP5120			
K 铸铁	01			ND10		
	10	QC3115				
	20	QC3215	YP5120			
	30					
	40					
N 有色金属	01					
	10			NA10		
	20					
	30					
S 耐热合金、钛合金	01					
	10					
	20		QP5125			
	30		YP5120			
H 高硬度材料	01					
	10	QP7105				
	20		YP5120			
	30					

螺纹车刀片 Threading Insert  
 切槽车刀片 Grooving Insert  
 普通车刀片 Turning Inserts  
 铣刀片 Milling Inserts  
 镗刀片 Boring Inserts  
 刀片说明 Insert Instruction  
 刀片 CARBIDE INSERTS

# MILLING

Insert Grades - Milling  
铣削刀片牌号一览表

工件材质 Work Piece	ISO	涂层 Coated		硬质 合金 Carbide	金属 陶瓷 Cermet	涂层 金属 陶瓷 Coated Cermet
		CVD	PVD			
P 钢	01					
	10					
	20	QC1025				
	30	QC1130				
	40	QC1330	DC1125			
M 不锈钢	01					
	10					
	20					
	30					
	40					
K 铸铁	01					
	10					
	20					
	30					
	40					
N 有色金属	01					
	10					
	20					
	30					
	40					
S 耐热合金、钛合金	01					
	10					
	20					
	30					
	40					
H 高硬度材料	01					
	10					
	20					
	30					
	40					

# TURNING

Insert Grades - Turning  
车削刀片牌号一览表

工件材质 Work Piece	ISO	普通车削 Turning		硬质 合金 Carbide	螺纹 Threading		切断切槽 Parting-off/Grooving		
		涂层 Coated			硬质 合金 Carbide	硬质 合金 Carbide	涂层 Coated		硬质 合金 Carbide
		CVD	PVD				CVD	PVD	
		涂层PVD PVD Coated							
P 钢	01								
	10	QC1115							
	20	QC1125	QC1225						
	30	QC1135							
	40								
M 不锈钢	01								
	10								
	20								
	30								
	40								
K 铸铁	01								
	10								
	20								
	30								
	40								
N 有色金属	01								
	10								
	20								
	30								
	40								
S 耐热合金、钛合金	01								
	10								
	20								
	30								
	40								
H 高硬度材料	01								
	10								
	20								
	30								
	40								

# TURNING

Table of chip breaker for turning insert - Negative  
车刀片断屑槽选型表-负角刀片

ISO	范畴 Machining	德克 DEREK	山特维克 SANDVIK	克洛伊 KORLOY	特固克 TaeguTec	瓦尔特 WALTER	山高 SECO	三菱 MITSUBISHI	住友 SUMITOMO	肯纳 KENNAMETAL	戴杰 DIJET	日立 HITACHI	泰珂洛 TUNGALOY	京瓷 KYOCERA
P	精加工 Finish	FG	PF/MF	HF	FG	NS6	MF2	C/SA/SH	SU/LU/SX	LF/FN	PF/UR/UA/UT	BE/CE	NS/27/TS/AS	HQ/CQ
	半精加工 Half-finish	SG/MG/TM/MI	PM/QM/SM	HA/HC/HM	MC/ML/MP	NM4/NM6	MF3/M3/M5	MV/MA/MH	GU/UG/UX	MG/MN	PG/UB	AB/AY/AE	NM/ZM/TM/ DM/37	CJ/GS/PS/HS/ PT/CS
	粗加工 Rough	RG	PR	MT/MG	NM9	MR7	GH	MU/MX	RN	RN	UD/GG	AR/RE	TH	GT/HT
M	精加工 Finish	FB	MF	HA	FG/SF	NF4	FS	FJ	SU	K/FP	SE	SS	GU	
	半精加工 Half-finish	MB/MI	MM	HS	ML/MP	NM4	MS/FS	EX/UP	P/MP	SA/SM/S	DE	SA/SM/S	SU/HU/ST	
	粗加工 Rough	MR	MR	GS/HM	MT/RH	NR4	M5/MR7/56/R6	GH/HZ	MP	RP				
K	精加工 Finish	KF	KF	FG	FG	MA	UZ	FN	Y	CM	C			
	半精加工 Half-finish	MG/通槽	KM	HM	MC/MT/MG	MA/NM5	UX	UN	V	33	ZS/GC			
	粗加工 Rough	KR	KR	GR/HR/GH	RT/RH	MA								
S	精加工 Finish			SF	NF4	MF1	FJ	FS/K						
	半精加工 Half-finish	NGP/23	NGP/23	NM4	M1	MJ	NGP	SA						
	粗加工 Rough	SR	SR	NR4	GJ	MS								

# TURNING

Table of chip breaker for turning insert - Positive  
车刀片断屑槽选型表-正角刀片

ISO	范畴 Machining	德克 DEREK	山特维克 SANDVIK	克洛伊 KORLOY	特固克 TaeguTec	瓦尔特 WALTER	山高 SECO	三菱 MITSUBISHI	住友 SUMITOMO	肯纳 KENNAMETAL	戴杰 DIJET	日立 HITACHI	泰珂洛 TUNGALOY	京瓷 KYOCERA
P	精加工 Finish	PHF	UF/PF	HFP	FA/FG	PF4	FF1/F1	FV/SV	FP/LU/SU/SK	11/UJ/LF	PJQ	01/PF/FS	GP/MP/VF	
	半精加工 Half-finish	HM	UM/PM	HMP/C25	MT/CMX	PSS/PM5	F2	MV	MU	MF	FT	JE	HQ/XQ/GK	
	精加工 Finish	HF	MF	HFP	FA/FG	PF4	SV	SS						
M	半精加工 Half-finish	HF	MM	HMP/C25	MT/CMX	PSS/PM5	MV							
	半精加工 Half-finish	HM/HR	KF/KM/KR	HMP/C25	MT/CMX	MW/PS5/PM5	FT							
	精/半精加工 Finish Half-finish			PF4/PS5/PM5			LF/HP							
N	-	AL	AL	TA/AK/MA	FL	PM2	AG	HP	ALU/ACB	PP	A3			

# TURNING

Insert Grades - Turning (CVD Coating)  
车刀片牌号对比表-CVD涂层

类别	ISO	德克 DEREK	山特维克 SANDVIK	克洛伊 KORLOY	特固克 TaeguTec	瓦尔特 WALTER	山高 SECO	三菱 MITSUBISHI	住友 SUMITOMO	肯纳 KENNAMETAL	戴杰 DUJET	日立 HITACHI	泰珂洛 TUNGALOY	京瓷 KYOCERA	伊斯卡 ISCAR
P	01	GC4205			WAP01	TP1000	UE6005	AC840P	KCP05	JC100V	HC5000	T9005	CA5505	IC428	
		GC4005			TK1000	TK1000	UE6105	AC700G	KC9105	KC9105	HG8010		IC9150		
	10	QC1115	GC4215	NC310	TT1300	WAP10	TP1000	UE6050	AC810P	KCP10	JC110V	HG8010	T9005	CA5505	IC9150
			GC4015	NC3015		TK1000	TK1000	UE6110	AC700G	KC9110	JC215V	GM8015	T9015	CA5515	IC9015
	20		GC4025		TP2000	TP2000	UE6010	AC2000	TN7005	GM10					IC8150
			GC4215		TK2000	TK2000	UE6020	AC820P	TN7010					CR9025	IC8350
	30	QC1135	GC4225	NC3030	TT3500	WAP30	TP3000	UE6035	AC3000	KCP30	JC215V	GM25	T9025	CA5525	IC8350
			GC4235		TT5100		TP300	UH6400	AC630M	KCP40	JC325V	T9035	T9035	CA5535	IC9350
	40		GC4025		US735	AC830P	KC8050							CR9025	IC656
			GC4035		TN7015										
	QC1135	GC4235		TT450		TP3000	UE6035	AC630M	KC9140	JC325V	GM8035	T9035	CA5535	IC9350	
		GC4035		UH6400		TP400	UH6400		KC9040	JC450V	GX30			IC635	
		GC235		TP40		TP40	US735		KC9240						
									KX9245						
									TN7035						
									TPC35						

# TURNING

Insert Grades - Turning (CVD Coating)  
车刀片牌号对比表-CVD涂层

类别	ISO	德克 DEREK	山特维克 SANDVIK	克洛伊 KORLOY	特固克 TaeguTec	瓦尔特 WALTER	山高 SECO	三菱 MITSUBISHI	住友 SUMITOMO	肯纳 KENNAMETAL	戴杰 DUJET	日立 HITACHI	泰珂洛 TUNGALOY	京瓷 KYOCERA	伊斯卡 ISCAR
M	10	GC2015			WAM10	TP200	US7020	AC610M	KCM15	JC110V	GM10	T9015	CA6515	IC9250	
														CA6015	
	20	GC2025	NC9020	TT2500	WAM20	TP200	TP200	US7020	AC610M	KC9225	JC110V	GM8020	T6020	CA6525	IC9250
															CA6015
	30	GC2135	NC330	TT3500	WAM30	TP300	TP300	US735	AC630M	KCM25	JC215V	HG8025	T6030		IC9350
			GC235			TP400	TP400			KC8050	JC325V	GM25			IC9025
	40					TP40	TP40								
			GC2025	T5100		TP400	TP400	US735	AC630M	KCM35	JC325V	GX30			IC656
	K	01	GC3205	NC305K	TT1300	WAK10	TK1000	UC5115	AC410K	KCK15	JC110V	HG8010	T5010	CA4515	IC9150
				GC3210											CA4505
10		QC3215	GC3205	N305K	TT1300	WAK10	TK1000	UC5115	AC410K	KCK15	JC110V	HG8010	T5010	CA4515	IC9150
			GC3015		TK2000	TK2000	UE6110	AC700G	KCK20	KCK20	GM8015			CA4010	IC9015
20			GC3015		AC420K	KC9315								CA4115	IC4040
															IC418
															IC428
		GC3215	N315K	TT1500	WAK20	TK2000	UC5115	AC700G	KCK20	KCK20	JC110V	HG8025	T5020	CA4120	IC9015
						TP200	TP200	AC820P	KC9320	JC215V	GM8020				
															TN5020

# MILLING

Insert Grades - Milling (CVD Coating)  
铣刀片牌号对比表-CVD涂层

类别	ISO	德克 DEREK	山特维克 SANDVIK	克洛伊 KORLOY	特固克 TaeguTec	瓦尔特 WALTER	山高 SECO	三菱 MITSUBISHI	住友 SUMITOMO	肯纳 KENNAMETAL	戴杰 DUJET	日立 HITACHI	泰珂洛 TUNGALOY	京瓷 KYOCERA	伊斯卡 ISCAR			
P	01								ACP100	TN2510	JC730U					IC9080		
	10									TN25M						IC4100		
	20		QC1025	GC4020	WAP25	WAP25	T200M	FH7020	ACP100	TN7525	JC730U					IC520M		
			DC1125	GC4220			T250M	F7030										
	30		QC1030	NCM335	TT7300	WAP35	T250M	F7030	AC230	KC930M			T3030			IC4050		
			QC1330	GC4230			T350M											
	40						T25M		AC230									
				GC4240														
				GC4040														
	M	01									TN25M							
		10						T350M	F7030	TN7525	JC730U				CA6535		IC520M	
		20						T25M										
30			GC2040	NCM335	WTP35	WTP35	T250M	F7030	KC930M			T3030	CA6535		IC4050			
							T25M			TN7535								
40											GF30							
											GX30							
K		01										JC600			CA420M		IC9080	
		10		QC3115	NCM310	WAK15	WAK15	MC5020	ACK200	TN5505	JC600		T1015	CA420M		IC4100		
								F5010	AC211	TN5515								
				GC3220	NCM320	WAK25	WAK25	T150M	MC5020	ACK200	KC915M	JC610	T1015	CA420M		IC520M		
		30		GC3020			T200M	F5020		TN5520						IC5100		
			K20D													IC9150		
			K20W															
	40		GC3040				T200M		KC930M	JC610					IC4050			
									KC935M						IC520M			

# TURNING

Insert Grades - Turning (PVD Coating)  
车刀片牌号对比表-PVD涂层

类别	ISO	德克 DEREK	山特维克 SANDVIK	克洛伊 KORLOY	特固克 TaeguTec	瓦尔特 WALTER	山高 SECO	三菱 MITSUBISHI	住友 SUMITOMO	肯纳 KENNAMETAL	戴杰 DUJET	日立 HITACHI	泰珂洛 TUNGALOY	京瓷 KYOCERA	伊斯卡 ISCAR	
P	01										JC5003			PR915		
														PR1005		
	10		QP7105			WSM10	CP200	VP10MF	KC5010	JC5003			AH710	PR915	IC250	
							TS2000		KC5510					PR930	IC507	
									KU10T					PR1025	IC570	
														PR1115		
			QP5125	GC1525	PC230	TT9020	WSM20	CP250	VP15TF	KC5025	JC5015			AH710	PR630	IC908
			YP5120	GC1020			WSM21	TS2500	VP20MF	KU25T				AH330	PR915	IC928
	20		QP1120	GC1025											PR930	IC1008
			QP5120	GC1125											PR660	IC1028
			DP5220												PR1025	IC3028
															PR1225	
30		YP5120	GC1025	TT9020	WSM30	CP500	VP15TF	VP15TF	KC7015	JC5015			GH330	PR630	IC928	
		GP5125	GC1125	TT8020			VP20MF	VP20MF	KC7020				GH730	PR660	IC1008	
		DP5125							KC7235				AH120		IC1028	
													AH330		IC3028	
													AH740			
40		GC1020	PC240	TT9020	WSM20	CP500	VP15TF	VP15TF	KC7040				AH120	PR660	IC928	
		GC2145		TT8020			VP20MF	VP20MF							IC1008	
															IC1028	

# TURNING

Insert Grades - Turning (PVD Coating)  
车刀片牌号对比表-PVD涂层

类别	ISO	德克 DEREK	山特维克 SANDVIK	克洛伊 KORLOY	特固克 TaeguTec	瓦尔特 WALTER	山高 SECO	三菱 MITSUBISHI	住友 SUMITOMO	肯纳 KENNAMETAL	戴杰 DUJET	日立 HITACHI	泰珂洛 TUNGALOY	京瓷 KYOCERA	伊斯卡 ISCAR
M	01	QP7105			TT5080						JC5003			PR915	
		YP5125	GC1020	PC9030	TT5080	WSM10	CP200	VP10MF	AC510N	KC5010	JC5003		GH330	PR915	IC330
		QP7105	GC1025		TS2000					KC5510				PR930	IC354
	10		GC1125											PR1125	IC507
												JC5015		PR1225	IC907
															IC3028
	20	YP5125	GC1020	PC9030	TT5080	WSM20	CP200	VP15TF	AC520U	KC5025	JC5015		GH330	PR630	IC228
		QP5225	GC1025		TT9020	WSM21	CP500	VP20MF		KC730			GH730	PR915	IC250
		YP5120	GC4125		TT9080	TS2500				KC5525				PR930	IC354
	30	QP5120										JC5015			IC3028
DP5220															
YP5120		GC1020	PC9030	TT9020	WSM30	CP500	VP15TF	AC520U	KC5025	JC5015		AH120	PR630	IC908	
40	GP5125	GC2035		TT9080			VP20MF	AC530U	KC5525				PR660	IC928	
	DP5125			TT8020										IC1008	
		GC2035		TT9020				AC530U					PR660	IC228	
		GC2145		TT8020										IC328	

# TURNING

Insert Grades - Turning (PVD Coating)  
车刀片牌号对比表-PVD涂层

类别	ISO	德克 DEREK	山特维克 SANDVIK	克洛伊 KORLOY	特固克 TaeguTec	瓦尔特 WALTER	山高 SECO	三菱 MITSUBISHI	住友 SUMITOMO	肯纳 KENNAMETAL	戴杰 DUJET	日立 HITACHI	泰珂洛 TUNGALOY	京瓷 KYOCERA	伊斯卡 ISCAR
K	01	QP7105							EH10Z		JC5003		AH110		
		QP7105		PC205K		CP200			EH10Z	KC5010	JC5003		GH110		IC350
		YP5120	GC1020	PC215K		CP200	VP10RT	EH20Z		KC7015	JC5015		AH120		IC928
	10	QP5120				CP250	VP15TF			KC7020					IC1008
		DP5220					VP20RT								IC908
		YP5120				CP500	VP15TF			KC7225					IC22
	20	DP5125													IC1008
		GP5125													IC908
															IC22
	01	QP7105	GC1105		TT5080				VP05RT		JC5003		AH110	PR915	IC507
QP7105		GC1005		TT5080	WSM10	CP200	VP05RT	AC510U	KC5410	JC5015		AH120	PR915	IC903	
		GC1025			CP250	VP10RT			KC5010				PR1125		
10		GC1125													
	QP5125	GC4125		TT5080	WSM20	CP250	VP10RT	AC510U	KC5025				PR915	IC300	
	YP5120			TT9080	WSM21	CP500	VP15TF	AC520U	KC5525					IC808	
20		GC1125												IC928	
	YP5120	GC1125		TT9080	WSM30	VP15TF	AC520U						PR1125		
	DP5125	GC2145		TT8020											



# MILLING

Insert Grades - Milling (PVD Coating)  
铣刀片牌号对比表-PVD涂层

类别	ISO	德克 DEREK	山特维克 SANDVIK	克洛伊 KORLOY	特固克 TaeguTec	瓦尔特 WALTER	山高 SECO	三菱 MITSUBISHI	住友 SUMITOMO	肯纳 KENNAMETAL	戴杰 DUJET	日立 HITACHI	泰珂洛 TUNGALOY	京瓷 KYOCERA	伊斯卡 ISCAR		
K	01										JC5003	PTH08M	AH110	PR510			
												PCA08M		PR905			
											PCS08M						
	10											JC5003	CY9020	AH110	PR510	IC900	
													TB6005	GH110	PR905	IC910	
												CY100H					
	20																
30																	

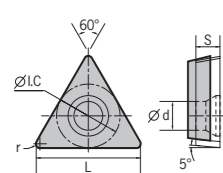
# MILLING

Insert Grades - Milling (PVD Coating)  
铣刀片牌号对比表-PVD涂层

类别	ISO	德克 DEREK	山特维克 SANDVIK	克洛伊 KORLOY	特固克 TaeguTec	瓦尔特 WALTER	山高 SECO	三菱 MITSUBISHI	住友 SUMITOMO	肯纳 KENNAMETAL	戴杰 DUJET	日立 HITACHI	泰珂洛 TUNGALOY	京瓷 KYOCERA	伊斯卡 ISCAR	
S	01										JC5003					
	10											JC5015	PCS08M	AH120	PR660	IC908
													CY100H		PR660	IC908
	20															
	30															
H	01										JC5003					
	10											JC5015	PTH08M		IC900	
													PCA08M			
	20															
	30															

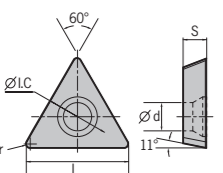
# TBGT/TPGH/TPGX

Insert Grades - Boring  
镗孔刀片牌号一览表



工件材料 Work Piece	P钢	●	●	●	⊛	●	●	●	⊛							●						
	M不锈钢					●	●	●	●							●						●
	K铸铁					●	●	●	●	●	●	●	●	●	●	●						●
	N有色金属															●						
	S耐热合金															●						
	H高硬度材料															●						

刀片外形 Shape	型号 Specification	尺寸 Size		刀片牌号 Insert Grade																
		L	ϕIC	QC1115	QC1125	QC1225	QC1135	DP5015	QP5125	QP5225	YP5120	DP1230	QC3115	QC3215	NA10	ND10	UMC10/UMC10T	MC215		
		TBGT060102L	6.4	3.97	1.59	2.3	0.2												●	
TBGT060104L	6.4	3.97	1.59	2.3	0.4												○		▲	▲



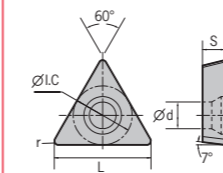
工件材料 Work Piece	P钢	●	●	●	⊛	●	●	●	⊛													
	M不锈钢					●	●	●	●													●
	K铸铁					●	●	●	●	●	●	●	●	●	●	●						●
	N有色金属															●						
	S耐热合金															●						
	H高硬度材料															●						

刀片外形 Shape	型号 Specification	尺寸 Size		刀片牌号 Insert Grade																
		L	ϕIC	QC1115	QC1125	QC1225	QC1135	DP5015	QP5125	QP5225	YP5120	DP1230	QC3115	QC3215	NA10	ND10	UMC10/UMC10T	MC215		
		TPGH080202L	8	4.76	2.38	2.3	0.2												●	
TPGH080204L	8	4.76	2.38	2.3	0.4												●		▲	
TPGH090202L	9.6	5.56	2.38	3	0.2												●		▲	
TPGH090204L	9.6	5.56	2.38	3	0.4												●		▲	
TPGH110302L	11	6.35	3.18	3.3	0.2												●		▲	
TPGH110304L	11	6.35	3.18	3.3	0.4												●		▲	
TPGX080202	8	4.76	2.38	2.3	0.2												●			
TPGX080204	8	4.76	2.38	2.3	0.4												●			
TPGX090202	9.6	5.56	2.38	3	0.2												●			
TPGX090204	9.6	5.56	2.38	3	0.4												○			
TPGX110304	11	6.35	3.18	3.3	0.4												●			

注: ● 连续加工首选 Continuous ○ 连续加工备选 Continuous ● 轻断续加工首选 Medium ○ 轻断续加工备选 Medium ⊛ 断续加工首选 Interrupted ⊛ 断续加工备选 Interrupted  
▲ 主推牌号 Excellent (Instock) ● 可选牌号 Good (Instock) ○ 按订单生产 On Request

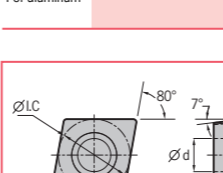
# TCMT/TCGX/CCMT/CCGX

Insert Grades - Boring  
镗孔刀片牌号一览表



工件材料 Work Piece	P钢	●	●	●	⊛	●	●	●	⊛													
	M不锈钢					●	●	●	●													●
	K铸铁					●	●	●	●	●	●	●	●	●	●	●						●
	N有色金属															●						
	S耐热合金															●						
	H高硬度材料															●						

刀片外形 Shape	型号 Specification	尺寸 Size		刀片牌号 Insert Grade																		
		L	ϕIC	QC1115	QC1125	QC1225	QC1135	DP5015	QP5125	QP5225	YP5120	DP1230	QC3115	QC3215	NA10	ND10	UMC10/UMC10T	MC215				
		TCMT110204-HF	11	6.35	2.38	2.8	0.4	●	▲													
TCMT16T304-HF	16.5	9.525	3.97	4.4	0.4	●	▲															●
TCGX110204-AL	11	6.35	2.38	2.8	0.4																▲	
TCGX110208-AL	11	6.35	2.38	2.8	0.8																○	
TCGX16T304-AL	16.5	9.525	3.97	4.4	0.4																●	



工件材料 Work Piece	P钢	●	●	●	⊛	●	●	●	⊛													
	M不锈钢					●	●	●	●													●
	K铸铁					●	●	●	●	●	●	●	●	●	●	●						●
	N有色金属															●						
	S耐热合金															●						
	H高硬度材料															●						

刀片外形 Shape	型号 Specification	尺寸 Size		刀片牌号 Insert Grade																		
		L	ϕIC	QC1115	QC1125	QC1225	QC1135	DP5015	QP5125	QP5225	YP5120	DP1230	QC3115	QC3215	NA10	ND10	UMC10/UMC10T	MC215				
		CCMT060204-HM	6.4	6.35	2.38	2.8	0.4	●	▲	▲												
CCMT060208-HM	6.4	6.35	2.38	2.8	0.8		○	○													○	○
CCMT09T304-HM	9.7	9.525	3.97	4.4	0.4	●	▲	▲													▲	●
CCMT09T308-HM	9.7	9.525	3.97	4.4	0.8	●	▲	▲													▲	●
CCMT120404-HM	12.9	12.7	4.76	5.56	0.4	●	▲	▲													▲	●
CCMT120408-HM	12.9	12.7	4.76	5.56	0.8	●	▲	▲													▲	●
CCMT060204-HR	6.4	6.35	2.38	2.8	0.4																●	
CCMT09T308-HR	9.7	9.525	3.97	4.4	0.8																●	
CCMT120408-HR	12.9	12.7	4.76	5.56	0.8	○	●														●	
CCGX060204-AL	6.4	6.35	2.38	2.8	0.4																○	
CCGX09T304-AL	9.7	9.525	3.97	4.4	0.4																●	
CCGX09T308-AL	9.7	9.525	3.97	4.4	0.8																○	
CCGX120404-AL	12.9	12.7	4.76	5.56	0.4																●	
CCGX120408-AL	12.9	12.7	4.76	5.56	0.8																▲	


注: ● 连续加工首选 Continuous ○ 连续加工备选 Continuous ● 轻断续加工首选 Medium ○ 轻断续加工备选 Medium ⊛ 断续加工首选 Interrupted ⊛ 断续加工备选 Interrupted  
▲ 主推牌号 Excellent (Instock) ● 可选牌号 Good (Instock) ○ 按订单生产 On Request

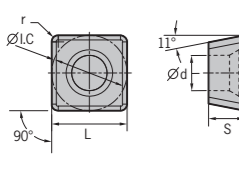
# WCGT/SPMT

Insert Grades - Boring  
镗孔刀片牌号一览表




工件材料 Work Piece	P钢	●	●	●	●	●	●	●	⊛							●	
M不锈钢				⊙	⊙	⊙	⊙	⊙								●	
K铸铁				●					●	●	●	●	●	●	●		
N有色金属																●	
S耐热合金					●	⊙		⊙									
H高硬度材料					●			⊙									

刀片外形 Shape	型号 Specification	尺寸 Size			刀片牌号 Insert Grade																		
		L	ϕLC	S	ϕd	r	QC1115	QC1125	QC1225	QC1135	DP5015	QP5125	QP5225	YP5120	DP1230	QC3115	QC3215	NA10	ND10	UMC10/UMC10T	MC215		
	WCGT030208-TM	3.8	5.56	2.38	2.8	0.8																	○
	WCGT040208-TM	4.3	6.35	2.38	3.1	0.8																	○
	WCGT050308-TM	5.4	7.94	3.18	3.2	0.8																	○
	WCGT06T308-TM	6.5	9.525	3.97	3.7	0.8																	○



工件材料 Work Piece	P钢	●	●	●	⊛	●	⊙	●	⊛							●	
M不锈钢						●	⊙	●	⊙							●	
K铸铁						●		●	●	●	●	●	●	●	●		
N有色金属																●	
S耐热合金										⊙							
H高硬度材料										⊙							


刀片外形 Shape	型号 Specification	尺寸 Size			刀片牌号 Insert Grade																		
		L	ϕLC	S	ϕd	r	QC1115	QC1125	QC1225	QC1135	DP5015	QP5125	QP5225	YP5120	DP1230	QC3115	QC3215	NA10	ND10	UMC10/UMC10T	MC215		
	SPMT050204-EM	5	5	2.38	2.2	0.4							●	●									
	SPMT060204-EM	6	6	2.38	2.6	0.4							▲	▲									
	SPMT07T308-EM	7.94	7.94	3.97	2.8	0.8							▲	▲									
	SPMT090408-EM	9.8	9.8	4.3	4.2	0.8							▲	▲									
	SPMT110408-EM	11.5	11.5	4.76	4.4	0.8							▲	▲									
	SPMT140512-EM	14.3	14.3	5.2	5.75	1.2							●	●									

注: Notice: ● 连续加工首选 Continuous ○ 连续加工备选 Continuous ● 轻断续加工首选 Medium ⊙ 轻断续加工备选 Medium ⊛ 断续加工首选 Interrupted ⊞ 断续加工备选 Interrupted  
▲ 主推牌号 Excellent (Instock) ● 可选牌号 Good (Instock) ○ 按订单生产 On Request



# WN\*U/XNMX/HNGX/SNMX

Insert Grades - Milling  
铣刀片牌号一览表

工件材料 Work Piece	P钢	●	⊛	⊛	⊛	⊞	●	●	●	●	⊙	●	⊛	⊞	●					⊛	●	⊛
M不锈钢						⊛	●	●			●	●	●	⊞	⊙	⊛	●					
K铸铁						⊞				●	●	●	⊞	●	●	●	●					
N有色金属																					●	
S耐热合金										⊙				⊞	⊙	⊞						
H高硬度材料														⊞	⊙							

刀片外形 Shape	型号 Specification	刀片牌号 Insert Grade																						
		QC1025	QC1030	QC1330	DC1125	DC2130	JP5125	JP5225	JC1135	JC3115	DP5120	DP5220	QP5125	QP5225	DP5230	YP5120	YP5220	CP5220	QC/EC3115	NA10	NC30	UMC25	MC30	
	WNGU080608N-GM									▲	▲	▲	▲											
	XNEX080608-GM												▲	▲										

工件材料 Work Piece	P钢	●	⊛	⊛	⊛	⊞	●	●	●	●	⊙	●	⊛	⊞	●					⊛	●	⊛
M不锈钢						⊛	●	●	⊙	⊙	●	●	⊞	⊙	⊛	●						
K铸铁						⊞			●	●	●	⊞	●	●	●	●						
N有色金属																					●	
S耐热合金									○	⊙	⊙			⊞	⊙	⊞						
H高硬度材料									●	⊙	⊙											

刀片外形 Shape	型号 Specification	刀片牌号 Insert Grade																						
		QC1025	QC1030	QC1330	DC1125	DC2130	SP5310	SP5330	SP5430	DP1115	DP5120	DP5220	ZP5125	ZP5225	DP5230	YP5120	YP5220	CP5220	JP5225	NA10	NC30	UMC25	MC30	
	HNMX0907ANSN-R													▲	▲									
	SNMX1205ANN-M																				▲			

注: Notice: ● 连续加工首选 Continuous ○ 连续加工备选 Continuous ● 轻断续加工首选 Medium ⊙ 轻断续加工备选 Medium ⊛ 断续加工首选 Interrupted ⊞ 断续加工备选 Interrupted  
▲ 主推牌号 Excellent (Instock) ● 可选牌号 Good (Instock) ○ 按订单生产 On Request

# WPKW/WDMW/EPMT

Insert Grades - Milling  
铣刀片牌号一览表

工件材料 Work Piece	P钢	●	❖	●	❖	❖	●	●	●	ⓐ	●	ⓐ	●	ⓐ	●	❖	●
	M不锈钢						ⓐ			ⓐ	ⓐ	ⓐ	ⓐ	ⓐ			
	K铸铁					ⓐ	●	●	●	ⓐ	ⓐ	ⓐ	ⓐ	ⓐ			
	N有色金属														●		
	S耐热合金						ⓐ						ⓐ	ⓐ			
	H高硬度材料						ⓐ						ⓐ				

刀片 外形 Shape	型号 Specification	刀片牌号 Insert Grade																	
		QC1025	QC1030	QC1125	QC1330	DC1125	SP5430	DP1115	DP5120	DP5220	QP5125	QP5225	DP5230	YP5120	YP5220	CP5220	NA10	NC30	UMC25
	WPKW06X415								●										
	WPKW080615								▲										
	WDMW080520ZTR												●	●					
	EPMT0603TN												●	●					

# RP\*W/RPMT/AP\*T/CPMT/TP\*N/APMX

Insert Grades - Milling  
铣刀片牌号一览表

工件材料 Work Piece	P钢	●	❖	●	❖	❖	●	●	●	ⓐ	●	ⓐ	●	ⓐ	●	❖	●
	M不锈钢						ⓐ			ⓐ	ⓐ	ⓐ	ⓐ	ⓐ	ⓐ		
	K铸铁					ⓐ	●	●	●	ⓐ	ⓐ	ⓐ	ⓐ	ⓐ	ⓐ		
	N有色金属														●		
	S耐热合金						ⓐ						ⓐ	ⓐ			
	H高硬度材料						ⓐ						ⓐ				

刀片 外形 Shape	型号 Specification	刀片牌号 Insert Grade																	
		QC1025	QC1030	QC1125	QC1330	DC1125	SP5430	DP1115	DP5120	DP5220	QP5125	QP5225	DP5230	YP5120	YP5220	CP5220	NA10	NC30	UMC25
	RPEW0802MO								●	●									
	RPMW1003MO									▲	▲								
	RPKW1204MO								●	●									
	RPMT1204MOE									▲	▲								
	RDMT0802MOTN									▲	▲								
	RDMT10T3MOTN									▲	▲								
	RDMT1204MOTN									▲	▲								
	RDMX1604MOTN									●									
	APKT113508PDFR-G2																▲		
	APKT160408PDFR-G2																▲		
	APMT1135PDER-M2									▲	▲								
	APMT1604PDER-M2									▲	▲								
	APMT1135PDER-H2									▲	▲								
	APMT1604PDER-H2									▲	▲								
	CPMT080204								●										
	CPMT090308								●										
	CPMT120408								●										
	TPMN160308	●																	
	TPMR160308													●					
	TPMN220412	○																	

注: ● 连续加工首选 Continuous ○ 连续加工备选 Continuous ● 轻断续加工首选 Medium ⓐ 轻断续加工备选 Medium ❖ 断续加工首选 Interrupted ⓐ 断续加工备选 Interrupted  
▲ 主推牌号 Excellent (Instock) ● 可选牌号 Good (Instock) ○ 按订单生产 On Request

注: ● 连续加工首选 Continuous ○ 连续加工备选 Continuous ● 轻断续加工首选 Medium ⓐ 轻断续加工备选 Medium ❖ 断续加工首选 Interrupted ⓐ 断续加工备选 Interrupted  
▲ 主推牌号 Excellent (Instock) ● 可选牌号 Good (Instock) ○ 按订单生产 On Request

# SPMX/TCMX/SPMW/SEHT/SEGX/SE\*\*

Insert Grades - Milling  
铣刀片牌号一览表

工件材料 Work Piece	P钢	●	❖	●	❖	❖	●	●	●	●	❖	●	●	●	❖	●
	M不锈钢						●			●	●	●	●			
	K铸铁					●	●	●	●	●	●	●	●			
	N有色金属													●		
	S耐热合金						●					●	●			
	H高硬度材料						●					●				

刀片 外形 Shape	型号 Specification	刀片牌号 Insert Grade																	
		QC1025	QC1030	QC1125	QC1330	DC1125	SP5430	DP1115	DP5120	DP5220	QP5125	QP5225	DP5230	YP5120	YP5220	CP5220	NA10	NC30	UMC25
	TCMX16T308-PM						▲												
	SPMW090304							●											
	SPMW090308																	○	
	SEHT1204AFSN					▲			▲										
	SEGX1204AFFN																▲		
	SEEN1203AFTN																		▲
	SEKN1504AFTN		●																
	SPEN1203AFTN																		●
	SPKN1504EDSKR		○	●	●														
	SEKR1203AFTN							●	●										

注: ● 连续加工首选 Continuous ○ 连续加工备选 Continuous ● 轻断续加工首选 Medium ○ 轻断续加工备选 Medium ❖ 断续加工首选 Interrupted ● 断续加工备选 Interrupted  
▲ 主推牌号 Excellent (Instock) ● 可选牌号 Good (Instock) ○ 按订单生产 On Request

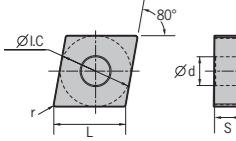
# SNFH/SPMT

Insert Grades - Milling  
铣刀片牌号一览表

工件材料 Work Piece	P钢	●	❖	●	❖	❖	●	●	●	●	❖	●	●	●	❖	●
	M不锈钢						●			●	●	●	●			
	K铸铁					●	●	●	●	●	●	●	●			
	N有色金属													●		
	S耐热合金						●						●	●		
	H高硬度材料						●						●			

刀片 外形 Shape	型号 Specification	刀片牌号 Insert Grade																	
		QC1025	QC1030	QC1125	QC1330	DC1125	SP5430	DP1115	DP5120	DP5220	QP5125	QP5225	DP5230	YP5120	YP5220	CP5220	NA10	NC30	UMC25
	TD16-100																		●
	TD16-110																		●
	TD16-130																		●
	TD16-150																		●
	TD16-160																		●
	TD16-185																		●
	TD16-200																		●
	TD16-215																		●
	TD16-250																		●
	TD16-265																		●
	TD16-300																		●
	TD16-315																		●
	TD16-320																		●
	SNFH1125																		●
	SNFH1135																		●
	SNFH1204																		●
	SNFH1235																		●
	SNFH1245																		●
	SNFH1255																		●
	SNFH1275																		●
	SPMT050204-EM										●	●							
	SPMT060204-EM										▲	▲							
	SPMT07T308-EM										▲	▲							
	SPMT090408-EM										▲	▲							
	SPMT110408-EM										▲	▲							
	SPMT140512-EM										●	●							

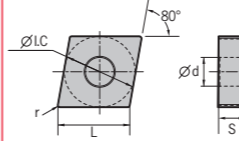
注: ● 连续加工首选 Continuous ○ 连续加工备选 Continuous ● 轻断续加工首选 Medium ○ 轻断续加工备选 Medium ❖ 断续加工首选 Interrupted ● 断续加工备选 Interrupted  
▲ 主推牌号 Excellent (Instock) ● 可选牌号 Good (Instock) ○ 按订单生产 On Request



工件材料 Work Piece	P钢	●	●	●	⊛	●	●	●	●	●	●	●	●
	M不锈钢	●	●	●	⊛	●	●	●	●	●	●	●	●
	K铸铁	●	●	●	⊛	●	●	●	●	●	●	●	●
	N有色金属	●	●	●	⊛	●	●	●	●	●	●	●	●
	S耐热合金	●	●	●	⊛	●	●	●	●	●	●	●	●
	H高硬度材料	●	●	●	⊛	●	●	●	●	●	●	●	●

刀片外形 Shape	型号 Specification	尺寸 Size						刀片牌号 Insert Grade								
		L	φLC	S	φd	r	QC1115	QC1125	QC1225	QC1135	QP5125	QP5225	QC3115	QC3215	NA10	
							○	●	●	●	○	●	●	●	●	●
FG精加工 Finish	CNMG120404-FG	129	127	4.76	5.16	0.4	○	●	●							
	CNMG120404-FB	129	127	4.76	5.16	0.4					○	●				
FB半精加工 Half-finish	CNMG120404-SG	129	127	4.76	5.16	0.4	○	●								
	CNMG120404-MG	129	127	4.76	5.16	0.4	●	▲	●							
MG半精加工 Half-finish	CNMG120408-MG	129	127	4.76	5.16	0.8	●	▲	●	●	●					
	CNMG120412-MG	129	127	4.76	5.16	1.2	○	●	●							
MB半精加工 Half-finish	CNMG160608-MG	16.1	15.875	6.35	6.35	0.8		●	●		●					
	CNMG120404-MB	129	127	4.76	5.16	0.4					●	▲				
MI半精加工 Half-finish	CNMG120408-MB	129	127	4.76	5.16	0.8					●	●				
	CNMG120412-MB	129	127	4.76	5.16	1.2					●	●				
RG粗加工 Rough	CNMG120404-MI	129	127	4.76	5.16	0.4						▲				
	CNMG120408-MI	129	127	4.76	5.16	0.8						▲				
RG粗加工 Rough	CNMG120408-RG	129	127	4.76	5.16	0.8	○	●	●	●						
	CNMG120412-RG	129	127	4.76	5.16	1.2		●	●	●						
	CNMG160608-RG	16.1	15.875	6.35	6.35	0.8		●	●	●						
	CNMG160612-RG	16.1	15.875	6.35	6.35	1.2	○	●	●	●						
	CNMG160616-RG	16.1	15.875	6.35	6.35	1.6		●	●	●						
	CNMG190612-RG	19.3	19.05	6.35	7.94	1.2	○	●	●	●						
	CNMG190616-RG	19.3	19.05	6.35	7.94	1.6		○	●	●						
CNMG190624-RG	19.3	19.05	6.35	7.94	2.4			○	●							

注: Notice: ● 连续加工首选 Continuous ○ 连续加工备选 Continuous ● 轻断续加工首选 Medium ○ 轻断续加工备选 Medium ⊛ 断续加工首选 Interrupted ⊞ 断续加工备选 Interrupted  
▲ 主推牌号 Excellent (Instock) ● 可选牌号 Good (Instock) ○ 按订单生产 On Request



工件材料 Work Piece	P钢	●	●	●	⊛	●	●	●	●	●	●	●	●
	M不锈钢	●	●	●	⊛	●	●	●	●	●	●	●	●
	K铸铁	●	●	●	⊛	●	●	●	●	●	●	●	●
	N有色金属	●	●	●	⊛	●	●	●	●	●	●	●	●
	S耐热合金	●	●	●	⊛	●	●	●	●	●	●	●	●
	H高硬度材料	●	●	●	⊛	●	●	●	●	●	●	●	●

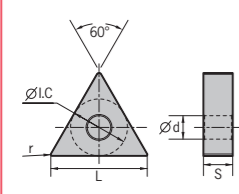
刀片外形 Shape	型号 Specification	尺寸 Size						刀片牌号 Insert Grade								
		L	φLC	S	φd	r	QC1115	QC1125	QC1225	QC1135	QP5125	QP5225	QC3115	QC3215	NA10	
							○	●	●	●	○	●	●	●	●	●
半精加工 Half-finish	CNMG120404	129	127	4.76	5.16	0.4									▲	
	CNMG120408	129	127	4.76	5.16	0.8									▲	
铸铁粗加工 Rough	CNMG120412	129	127	4.76	5.16	1.2									●	
	CNMG160608	16.1	15.875	6.35	6.35	0.8									●	
普通车刀片 Turning Inserts	CNMG160612	16.1	15.875	6.35	6.35	1.2									○	
	CNMA120404	129	127	4.76	5.16	0.4									○	
	CNMA120408	129	127	4.76	5.16	0.8									▲	
	CNMA120412	129	127	4.76	5.16	1.2									▲	
	CNMA120416	129	127	4.76	5.16	1.6									○	
	CNMA160612	16.1	15.875	6.35	6.35	1.2									○	
	CNMA190612	19.3	19.05	6.35	7.94	1.2									○	

注: Notice: ● 连续加工首选 Continuous ○ 连续加工备选 Continuous ● 轻断续加工首选 Medium ○ 轻断续加工备选 Medium ⊛ 断续加工首选 Interrupted ⊞ 断续加工备选 Interrupted  
▲ 主推牌号 Excellent (Instock) ● 可选牌号 Good (Instock) ○ 按订单生产 On Request



# TNMG

## Insert Grades - Turning 车削刀片牌号一览表



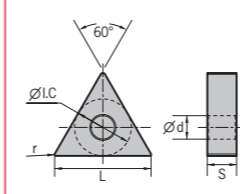
工件材料 Work Piece	P钢	●	●	●	⊛	●	●	●	●	●	●	●	●	●	●	●	●	●	●	●
	M不锈钢	●	●	●	⊛	●	●	●	●	●	●	●	●	●	●	●	●	●	●	●
	K铸铁	●	●	●	⊛	●	●	●	●	●	●	●	●	●	●	●	●	●	●	●
	N有色金属	●	●	●	⊛	●	●	●	●	●	●	●	●	●	●	●	●	●	●	●
	S耐热合金	●	●	●	⊛	●	●	●	●	●	●	●	●	●	●	●	●	●	●	●
	H高硬度材料	●	●	●	⊛	●	●	●	●	●	●	●	●	●	●	●	●	●	●	●

刀片外形 Shape	型号 Specification	尺寸 Size						刀片牌号 Insert Grade												
		L	φ1.C	S	φd	r	QC1115	QC1125	QC1225	QC1135	QP5125	QP5225	QC3115	QC3215	NA10					
FG精加工 Finish	TNMG160404-FG	16.5	9.525	4.76	3.81	0.4	○	●	●											
	TNMG160408-FG	16.5	9.525	4.76	3.81	0.8	○	●	●											
SG半精加工 Half-finish	TNMG160404-SG	16.5	9.525	4.76	3.81	0.4	○	●												
	TNMG160408-SG	16.5	9.525	4.76	3.81	0.8	●	●												
MG半精加工 Half-finish	TNMG160404-MG	16.5	9.525	4.76	3.81	0.4	●	▲	▲	●	●									
	TNMG160408-MG	16.5	9.525	4.76	3.81	0.8	●	▲	▲	●	●									
	TNMG160412-MG	16.5	9.525	4.76	3.81	1.2	●	●	●											
	TNMG220404-MG	22	12.7	4.76	5.16	0.4	●	●	●											
	TNMG220408-MG	22	12.7	4.76	5.16	0.8	●	●	●	●										
	TNMG220412-MG	22	12.7	4.76	5.16	1.2		●	●	○										
MB半精加工 Half-finish	TNMG160404-MB	16.5	9.525	4.76	3.81	0.4														
	TNMG160408-MB	16.5	9.525	4.76	3.81	0.8														
MI半精加工 Half-finish	TNMG160404-MI	16.5	9.525	4.76	3.81	0.4					●	▲								
	TNMG160408-MI	16.5	9.525	4.76	3.81	0.8					●	▲								
RG粗加工 Rough	TNMG160408-RG	16.5	9.525	4.76	3.81	0.8			●	●	●									
	TNMG160412-RG	16.5	9.525	4.76	3.81	1.2	●	●	●	●										
	TNMG220412-RG	22	12.7	4.76	5.16	1.2	○	●	●	●										
TNMG220416-RG	22	12.7	4.76	5.16	1.6		○	●	●											

注: ● 连续加工首选 Continuous ○ 连续加工备选 Continuous ● 轻断续加工首选 Medium ○ 轻断续加工备选 Medium ⊛ 断续加工首选 Interrupted ⊞ 断续加工备选 Interrupted  
▲ 主推牌号 Excellent (Instock) ● 可选牌号 Good (Instock) ○ 按订单生产 On Request

# TNMG/TNMA

## Insert Grades - Turning 车削刀片牌号一览表



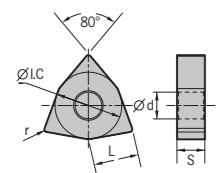
工件材料 Work Piece	P钢	●	●	●	⊛	●	●	●	●	●	●	●	●	●	●	●	●	●	●	●
	M不锈钢	●	●	●	⊛	●	●	●	●	●	●	●	●	●	●	●	●	●	●	●
	K铸铁	●	●	●	⊛	●	●	●	●	●	●	●	●	●	●	●	●	●	●	●
	N有色金属	●	●	●	⊛	●	●	●	●	●	●	●	●	●	●	●	●	●	●	●
	S耐热合金	●	●	●	⊛	●	●	●	●	●	●	●	●	●	●	●	●	●	●	●
	H高硬度材料	●	●	●	⊛	●	●	●	●	●	●	●	●	●	●	●	●	●	●	●

刀片外形 Shape	型号 Specification	尺寸 Size						刀片牌号 Insert Grade												
		L	φ1.C	S	φd	r	QC1115	QC1125	QC1225	QC1135	QP5125	QP5225	QC3115	QC3215	NA10					
半精加工 Half-finish	TNMG160404	16.5	9.525	4.76	3.81	0.4														
	TNMG160408	16.5	9.525	4.76	3.81	0.8														
铸铁粗加工 Rough	TNMG220408	22	12.7	4.76	5.16	0.8														
	TNMG220412	22	12.7	4.76	5.16	1.2														
普通车刀片 Turning Inserts	TNMA160404	16.5	9.525	4.76	3.81	0.4														
	TNMA160408	16.5	9.525	4.76	3.81	0.8														
	TNMA160412	16.5	9.525	4.76	3.81	1.2														
	TNMA160416	16.5	9.525	4.76	3.81	1.6														
	TNMA220408	22	12.7	4.76	5.16	0.8														
	TNMA220412	22	12.7	4.76	5.16	1.2														
TNMA220416	22	12.7	4.76	5.16	1.6															

注: ● 连续加工首选 Continuous ○ 连续加工备选 Continuous ● 轻断续加工首选 Medium ○ 轻断续加工备选 Medium ⊛ 断续加工首选 Interrupted ⊞ 断续加工备选 Interrupted  
▲ 主推牌号 Excellent (Instock) ● 可选牌号 Good (Instock) ○ 按订单生产 On Request

# WNMG

Insert Grades - Turning  
车削刀片牌号一览表



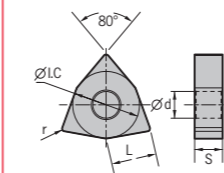
工件材料 Work Piece	P钢	●	●	●	⊛	●	●	●	●	●	●	●	●	●	●
	M不锈钢	●	●	●	⊛	●	●	●	●	●	●	●	●	●	●
	K铸铁	●	●	●	⊛	●	●	●	●	●	●	●	●	●	●
	N有色金属	●	●	●	⊛	●	●	●	●	●	●	●	●	●	●
	S耐热合金	●	●	●	⊛	●	●	●	●	●	●	●	●	●	●
	H高硬度材料	●	●	●	⊛	●	●	●	●	●	●	●	●	●	●

刀片外形 Shape	型号 Specification	尺寸 Size					刀片牌号 Insert Grade									
		L	ØI.C	S	Ød	r	QC1115	QC1125	QC1225	QC1135	QP5125	QP5225	QC3115	QC3215	NA10	
		FG精加工 Finish	WNMG080404-FG	8.7	12.7	4.76	5.16	0.4	●	●	●	●	●			
	WNMG080408-FG	8.7	12.7	4.76	5.16	0.8	●	●			●					
	WNMG080404-SG	8.7	12.7	4.76	5.16	0.4	●	●								
	WNMG080408-SG	8.7	12.7	4.76	5.16	0.8	●	●	●		●					
	WNMG080404-MG	8.7	12.7	4.76	5.16	0.4		▲	▲	●	●					
	WNMG080408-MG	8.7	12.7	4.76	5.16	0.8	●	●	▲	●	●					
	WNMG080412-MG	8.7	12.7	4.76	5.16	1.2	●	●	●	●	●					
	WNMG080404-TM	8.7	12.7	4.76	5.16	0.4		●	○							
	WNMG080408-TM	8.7	12.7	4.76	5.16	0.8		●	●							
	WNMG080404-MB	8.7	12.7	4.76	5.16	0.4					▲					
	WNMG080408-MB	8.7	12.7	4.76	5.16	0.8					▲					
	WNMG080412-MB	8.7	12.7	4.76	5.16	1.2					●					
	WNMG080404-MI	8.7	12.7	4.76	5.16	0.4					▲					
	WNMG080408-MI	8.7	12.7	4.76	5.16	0.8					▲					
	WNMG080408-RG	8.7	12.7	4.76	5.16	0.8	○	●	○	○						
	WNMG080412-RG	8.7	12.7	4.76	5.16	1.2	○	●	●	●						

注: ● 连续加工首选 Continuous  
○ 连续加工备选 Continuous  
● 轻断续加工首选 Medium  
⊙ 轻断续加工备选 Medium  
⊛ 断续加工首选 Interrupted  
⊞ 断续加工备选 Interrupted  
▲ 主推牌号 Excellent (Instock)  
● 可选牌号 Good (Instock)  
○ 按订单生产 On Request

# WNMG/WNMA

Insert Grades - Turning  
车削刀片牌号一览表



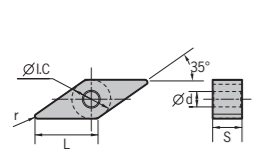
工件材料 Work Piece	P钢	●	●	●	⊛	●	●	●	●	●	●	●	●	●	●
	M不锈钢	●	●	●	⊛	●	●	●	●	●	●	●	●	●	●
	K铸铁	●	●	●	⊛	●	●	●	●	●	●	●	●	●	●
	N有色金属	●	●	●	⊛	●	●	●	●	●	●	●	●	●	●
	S耐热合金	●	●	●	⊛	●	●	●	●	●	●	●	●	●	●
	H高硬度材料	●	●	●	⊛	●	●	●	●	●	●	●	●	●	●

刀片外形 Shape	型号 Specification	尺寸 Size					刀片牌号 Insert Grade									
		L	ØI.C	S	Ød	r	QC1115	QC1125	QC1225	QC1135	QP5125	QP5225	QC3115	QC3215	NA10	
		半精加工 Half-finish	WNMG080404	8.7	12.7	4.76	5.16	0.4								●
	WNMG080408	8.7	12.7	4.76	5.16	0.8								●	●	
	WNMG080412	8.7	12.7	4.76	5.16	1.2								●	●	
	WNMA080404	8.7	12.7	4.76	5.16	0.4								●	●	
	WNMA080408	8.7	12.7	4.76	5.16	0.8								●	●	
	WNMA080412	8.7	12.7	4.76	5.16	1.2								●	●	

注: ● 连续加工首选 Continuous  
○ 连续加工备选 Continuous  
● 轻断续加工首选 Medium  
⊙ 轻断续加工备选 Medium  
⊛ 断续加工首选 Interrupted  
⊞ 断续加工备选 Interrupted  
▲ 主推牌号 Excellent (Instock)  
● 可选牌号 Good (Instock)  
○ 按订单生产 On Request

# VNMG

## Insert Grades - Turning 车削刀片牌号一览表

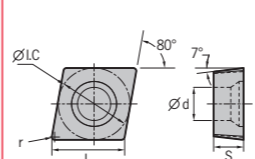


工件材料 Work Piece	P钢	●	●	●	⊛	●	●	●	●	●	●	●	●	●	●	●	●	●
	M不锈钢	●	●	●	⊛	●	●	●	●	●	●	●	●	●	●	●	●	●
	K铸铁	●	●	●	⊛	●	●	●	●	●	●	●	●	●	●	●	●	●
	N有色金属	●	●	●	⊛	●	●	●	●	●	●	●	●	●	●	●	●	●
	S耐热合金	●	●	●	⊛	●	●	●	●	●	●	●	●	●	●	●	●	●
	H高硬度材料	●	●	●	⊛	●	●	●	●	●	●	●	●	●	●	●	●	●

刀片外形 Shape	型号 Specification	尺寸 Size					刀片牌号 Insert Grade									
		L	ΦI.C	S	Φd	r	QC1115	QC1125	QC1225	QC1135	QP5125	QP5225	QC3115	QC3215	NA10	
							●	●	●	●	●	●	●	●	●	●
FG精加工 Finish	VNMG160404-FG	16.6	9.525	4.76	3.81	0.4	○	●	●							
	VNMG160408-FG	16.6	9.525	4.76	3.81	0.8		●		●						
MG半精加工 Half-finish	VNMG160404-MG	16.6	9.525	4.76	3.81	0.4	●	▲	●	●						
	VNMG160408-MG	16.6	9.525	4.76	3.81	0.8	●	▲	●	●						
半精加工 Half-finish	VNMG160404	16.6	9.525	4.76	3.81	0.4					●	●	●			
	VNMG160408	16.6	9.525	4.76	3.81	0.8					●	●	●			
半精加工 Half-finish	VNMG160412	16.6	9.525	4.76	3.81	1.2						●	●			

# CCMT/CCGX

## Insert Grades - Turning 车削刀片牌号一览表



工件材料 Work Piece	P钢	●	●	●	⊛	●	●	●	●	●	●	●	●	●	●	●	●
	M不锈钢	●	●	●	⊛	●	●	●	●	●	●	●	●	●	●	●	●
	K铸铁	●	●	●	⊛	●	●	●	●	●	●	●	●	●	●	●	●
	N有色金属	●	●	●	⊛	●	●	●	●	●	●	●	●	●	●	●	●
	S耐热合金	●	●	●	⊛	●	●	●	●	●	●	●	●	●	●	●	●
	H高硬度材料	●	●	●	⊛	●	●	●	●	●	●	●	●	●	●	●	●

刀片外形 Shape	型号 Specification	尺寸 Size					刀片牌号 Insert Grade									
		L	ΦI.C	S	Φd	r	QC1115	QC1125	QC1225	QC1135	QP5125	QP5225	QC3115	QC3215	NA10	
							●	●	●	●	●	●	●	●	●	●
HF精加工 Finish	CCMT060202-HF	6.4	6.35	2.38	2.8	0.2		●			●	●				
	CCMT060204-HF	6.4	6.35	2.38	2.8	0.4		●	●		●	●	●	●		
	CCMT09T302-HF	9.7	9.525	3.97	4.4	0.2		●			●	●				
	CCMT09T304-HF	9.7	9.525	3.97	4.4	0.4	●	●	●		●	●	●	●		
HM半精加工 Half-finish	CCMT120404-HF	12.9	12.7	4.76	5.56	0.4					●	●				
	CCMT060204-HM	6.4	6.35	2.38	2.8	0.4	●	▲	▲		●	▲	▲	●		
	CCMT060208-HM	6.4	6.35	2.38	2.8	0.8		○	○			○	○	○		
	CCMT09T304-HM	9.7	9.525	3.97	4.4	0.4	●	▲	▲		●	▲	▲	●		
HR粗加工 Rough	CCMT09T308-HM	9.7	9.525	3.97	4.4	0.8	●	▲	▲		●	▲	▲	●		
	CCMT120404-HM	12.9	12.7	4.76	5.56	0.4	●	▲	▲		●	▲	▲	●		
	CCMT120408-HM	12.9	12.7	4.76	5.56	0.8	●	▲	▲		●	▲	▲	●		
	CCMT060204-HR	6.4	6.35	2.38	2.8	0.4							●	●		
AL铝用 For aluminum	CCMT09T308-HR	9.7	9.525	3.97	4.4	0.8							●	●		
	CCMT120408-HR	12.9	12.7	4.76	5.56	0.8	○	●			●		●	●		
	CCGX060202-AL	6.4	6.35	2.38	2.8	0.2										●
	CCGX060204-AL	6.4	6.35	2.38	2.8	0.4										▲
	CCGX09T302-AL	9.7	9.525	3.97	4.4	0.2										●
	CCGX09T304-AL	9.7	9.525	3.97	4.4	0.4										▲
	CCGX09T308-AL	9.7	9.525	3.97	4.4	0.8										▲
	CCGX120404-AL	12.9	12.7	4.76	5.56	0.4										○
AH铝用 For aluminum	CCGX120408-AL	12.9	12.7	4.76	5.56	0.8										●
	CCGX060204-AH	6.4	6.35	2.38	2.8	0.4										○
	CCGX09T304-AH	9.7	9.525	3.97	4.4	0.4										●
	CCGX09T308-AH	9.7	9.525	3.97	4.4	0.8										○
AH铝用 For aluminum	CCGX120404-AH	12.9	12.7	4.76	5.56	0.4										●
	CCGX120408-AH	12.9	12.7	4.76	5.56	0.8										▲

注: ● 连续加工首选 Continuous  
○ 连续加工备选 Continuous  
● 轻断续加工首选 Medium  
○ 轻断续加工备选 Medium  
⊛ 断续加工首选 Interrupted  
⊞ 断续加工备选 Interrupted  
▲ 主推牌号 Excellent (Instock)  
● 可选牌号 Good (Instock)  
○ 按订单生产 On Request

注: ● 连续加工首选 Continuous  
○ 连续加工备选 Continuous  
● 轻断续加工首选 Medium  
○ 轻断续加工备选 Medium  
⊛ 断续加工首选 Interrupted  
⊞ 断续加工备选 Interrupted  
▲ 主推牌号 Excellent (Instock)  
● 可选牌号 Good (Instock)  
○ 按订单生产 On Request

# DCMT/DCGX

Insert Grades - Turning  
车削刀片牌号一览表

	工件材料 Work Piece	P钢	●	●	●	⊕	●	●	●	●	●	●	●	●	●
	M不锈钢	●	●	●	⊕	●	●	●	●	●	●	●	●	●	●
	K铸铁	●	●	●	⊕	●	●	●	●	●	●	●	●	●	●
	N有色金属	●	●	●	⊕	●	●	●	●	●	●	●	●	●	●
	S耐热合金	●	●	●	⊕	●	●	●	●	●	●	●	●	●	●
	H高硬度材料	●	●	●	⊕	●	●	●	●	●	●	●	●	●	●

刀片外形 Shape	型号 Specification	尺寸 Size						刀片牌号 Insert Grade								
		L	ϕ1C	S	ϕd	r	QC1115	QC1125	QC1225	QC1135	QP5125	QP5225	QC3115	QC3215	NA10	
							●	●	●	●	●	●	●	●	●	●
	DCMT070202-HF	7.8	6.35	2.38	2.8	0.2	●	●	●	●	●	●	●	●	●	
	DCMT070204-HF	7.8	6.35	2.38	2.8	0.4	●	●	●	●	●	●	●	●	●	
	DCMT11T304-HF	11.6	9.525	3.97	4.4	0.4	●	▲	●	●	●	●	●	●	●	
	DCMT11T304-HM	7.8	6.35	2.38	2.8	0.4	●	●	●	●	●	●	●	●	●	
	DCMT070208-HM	7.8	6.35	2.38	2.8	0.8	●	●	●	●	●	●	●	●	●	
	DCMT11T304-HM	11.6	9.525	3.97	4.4	0.4	●	▲	●	▲	▲	●	●	●	●	
	DCMT11T308-HM	11.6	9.525	3.97	4.4	0.8	●	●	●	●	●	●	●	●	●	
	DCGX070202-AL	7.8	6.35	2.38	2.8	0.2									●	
	DCGX070204-AL	7.8	6.35	2.38	2.8	0.4									●	
	DCGX11T302-AL	11.6	9.525	3.97	4.4	0.2									●	
	DCGX11T304-AL	11.6	9.525	3.97	4.4	0.4									▲	
	DCGX11T308-AL	11.6	9.525	3.97	4.4	0.8									●	

# SCMT/SCGX

Insert Grades - Turning  
车削刀片牌号一览表

	工件材料 Work Piece	P钢	●	●	●	⊕	●	●	●	●	●	●	●	●	●
	M不锈钢	●	●	●	⊕	●	●	●	●	●	●	●	●	●	●
	K铸铁	●	●	●	⊕	●	●	●	●	●	●	●	●	●	●
	N有色金属	●	●	●	⊕	●	●	●	●	●	●	●	●	●	●
	S耐热合金	●	●	●	⊕	●	●	●	●	●	●	●	●	●	●
	H高硬度材料	●	●	●	⊕	●	●	●	●	●	●	●	●	●	●

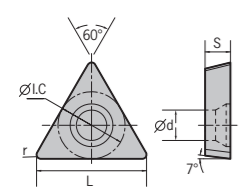
刀片外形 Shape	型号 Specification	尺寸 Size						刀片牌号 Insert Grade								
		L	ϕ1C	S	ϕd	r	QC1115	QC1125	QC1225	QC1135	QP5125	QP5225	QC3115	QC3215	NA10	
							●	●	●	●	●	●	●	●	●	●
	SCMT09T304-HF	9.525	9.525	3.97	4.4	0.4		●			●			●		
	SCMT09T304-HM	9.525	9.525	3.97	4.4	0.4		●			●	●	●	○		
	SCMT09T308-HM	9.525	9.525	3.97	4.4	0.8	●	●	●		●	●	●	●	●	
	SCMT120404-HM	12.7	12.7	4.76	5.56	0.4		▲	●		●	○	●	●		
	SCMT120408-HM	12.7	12.7	4.76	5.56	0.8	○	▲			●	●	●	●		
	SCGX09T302-AH	9.525	9.525	3.97	4.4	0.2									○	
	SCGX09T304-AH	9.525	9.525	3.97	4.4	0.4									●	
	SCGX120404-AH	12.7	12.7	4.76	5.56	0.4									▲	
	SCGX120408-AH	12.7	12.7	4.76	5.56	0.8									●	

注: Notice: ● 连续加工首选 Continuous ○ 连续加工备选 Continuous ● 轻断续加工首选 Medium ○ 轻断续加工备选 Medium ⊕ 断续加工首选 Interrupted ⊖ 断续加工备选 Interrupted  
▲ 主推牌号 Excellent (Instock) ● 可选牌号 Good (Instock) ○ 按订单生产 On Request





注: Notice: ● 连续加工首选 Continuous ○ 连续加工备选 Continuous ● 轻断续加工首选 Medium ○ 轻断续加工备选 Medium ⊕ 断续加工首选 Interrupted ⊖ 断续加工备选 Interrupted  
▲ 主推牌号 Excellent (Instock) ● 可选牌号 Good (Instock) ○ 按订单生产 On Request

# TCMT/TCGX

Insert Grades - Turning  
车削刀片牌号一览表

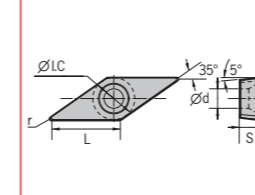


工件材料 Work Piece	P钢	●	●	●	✱	●				
	M不锈钢					Ⓞ	●			
	K铸铁					●		●	●	
	N有色金属									●
	S耐热合金									Ⓞ
	H高硬度材料									



刀片外形 Shape	型号 Specification	尺寸 Size				刀片牌号 Insert Grade								
		L	ϕ1.C	S	ϕd r	QC1115	QC1125	QC1225	QC1135	QP5125	QP5225	QC3115	QC3215	NA10
 HF精加工 Finish	TCMT110204-HF	11	6.35	2.38	2.8 0.4	●	▲			●	▲	▲	●	
	TCMT16T304-HF	16.5	9.525	3.97	4.4 0.4	●	▲				●		●	
 HM半精加工 Half-finish	TCMT110204-HM	11	6.35	2.38	2.8 0.4		▲	●		●	▲	▲	●	
	TCMT110208-HM	11	6.35	2.38	2.8 0.8		●	●		●	●	●	●	
	TCMT16T304-HM	16.5	9.525	3.97	4.4 0.4	●	▲	●		○	▲	▲	●	
 TCMT16T308-HM	TCMT16T308-HM	16.5	9.525	3.97	4.4 0.8	●	▲	●		●	▲	▲	●	
	TCGX110204-AL	11	6.35	2.38	2.8 0.4									▲
 AL铝用 For aluminum	TCGX110208-AL	11	6.35	2.38	2.8 0.8									○
	TCGX16T304-AL	16.5	9.525	3.97	4.4 0.4									●
	TCGX16T308-AL	16.5	9.525	3.97	4.4 0.8									●

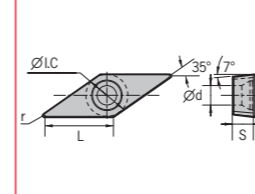
# VBMT/VCGX

Insert Grades - Turning  
车削刀片牌号一览表




工件材料 Work Piece	P钢	●	●	●	✱	●				
	M不锈钢					Ⓞ	●			
	K铸铁					●		●	●	
	N有色金属									●
	S耐热合金									Ⓞ
	H高硬度材料									

刀片外形 Shape	型号 Specification	尺寸 Size				刀片牌号 Insert Grade								
		L	ϕ1.C	S	ϕd r	QC1115	QC1125	QC1225	QC1135	QP5125	QP5225	QC3115	QC3215	NA10
 半精加工 Half-finish	VBMT160404	16.5	9.525	4.76	4.4 0.4	●	▲	●		●	▲	▲	●	
	VBMT160408	16.5	9.525	4.76	4.4 0.8	●	●	●		●	●	●	●	
 MI半精加工 Half-finish	VBMT160404-MI	16.5	9.525	4.76	4.4 0.4					●	▲			



工件材料 Work Piece	P钢	●	●	●	✱	●				
	M不锈钢					Ⓞ	●			
	K铸铁					●		●	●	
	N有色金属									●
	S耐热合金									Ⓞ
	H高硬度材料									

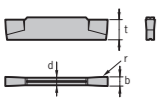
刀片外形 Shape	型号 Specification	尺寸 Size				刀片牌号 Insert Grade								
		L	ϕ1.C	S	ϕd r	QC1115	QC1125	QC1225	QC1135	QP5125	QP5225	QC3115	QC3215	NA10
 AL铝用 For aluminum	VCGX160402-AL	16.5	9.525	4.76	0.4 0.2									●
	VCGX160404-AL	16.5	9.525	4.76	0.4 0.4									●
	VCGX160408-AL	16.5	9.525	4.76	0.4 0.8									●

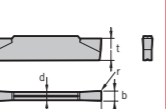
注: Notice: ● 连续加工首选 Continuous ○ 连续加工备选 Continuous ● 轻断续加工首选 Medium ○ 轻断续加工备选 Medium ✱ 断续加工首选 Interrupted ⚡ 断续加工备选 Interrupted  
▲ 主推牌号 Excellent (Instock) ● 可选牌号 Good (Instock) ○ 按订单生产 On Request


注: Notice: ● 连续加工首选 Continuous ○ 连续加工备选 Continuous ● 轻断续加工首选 Medium ○ 轻断续加工备选 Medium ✱ 断续加工首选 Interrupted ⚡ 断续加工备选 Interrupted  
▲ 主推牌号 Excellent (Instock) ● 可选牌号 Good (Instock) ○ 按订单生产 On Request

# MGMN/ZT\*D

Insert Grades - Grooving  
槽刀片牌号一览表


	工件材料 Work Piece	P钢	●	●	●	●
	M不锈钢	●	●	●	●	
	K铸铁	●	●	●	●	
	N有色金属	●	●	●	●	
	S耐热合金	●	●	●	●	
	H高硬度材料	●	●	●	●	

	工件材料 Work Piece	P钢	●	●	●	●
	M不锈钢	●	●	●	●	
	K铸铁	●	●	●	●	
	N有色金属	●	●	●	●	
	S耐热合金	●	●	●	●	
	H高硬度材料	●	●	●	●	

刀片外形 Shape	型号 Specification	尺寸 Size				刀片牌号 Insert Grade			
		b	r	l	d t	GP5125	DP5125	DP5220	NA20
	MGMN150-G	1.5	0.15	16	12 3.5	●			●
	MGMN200-G	2	0.2	16	16 3.5	●			●
	MGMN250-G	2.5	0.2	18.5	2 3.85	●			●

刀片外形 Shape	型号 Specification	尺寸 Size				刀片牌号 Insert Grade			
		b	r	l	d t	GP5125	DP5125	DP5220	NA20
	MGMN200-M	2	0.2	16	12 3.5				●
	MGMN300-M	3	0.4	21	2.35 4.8	●			●
	MGMN400-M	4	0.4	21	3.3 4.8	●			●
	MGMN500-M	5	0.8	26	4.1 5.8	○			○
	MGMN600-M	6	0.8	26	5 5.8	○			○

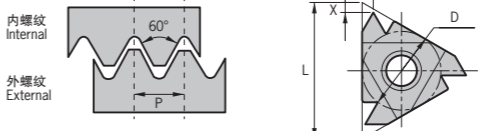
	工件材料 Work Piece	P钢	●	●	●	●
	M不锈钢	●	●	●	●	
	K铸铁	●	●	●	●	
	N有色金属	●	●	●	●	
	S耐热合金	●	●	●	●	
	H高硬度材料	●	●	●	●	

刀片外形 Shape	型号 Specification	尺寸			刀片牌号 Insert Grade			
		b	r	最大切深 La max	GP5125	DP5125	DP5220	NA20
	ZTED02503-MG	2.5	0.3	17		●		
	ZTFD0303-MG	3	0.3	17		●		
	ZTGD0404-MG	4	0.4	22		●	●	
	ZTHD0504-MG	5	0.4	22		○	○	
	ZTKD0608-MG	6	0.8	22		○	○	

注: Notice: ● 连续加工首选 Continuous ○ 连续加工备选 Continuous ● 轻断续加工首选 Medium ○ 轻断续加工备选 Medium ❖ 断续加工首选 Interrupted ⚡ 断续加工备选 Interrupted  
▲ 主推牌号 Excellent (Instock) ● 可选牌号 Good (Instock) ○ 按订单生产 On Request

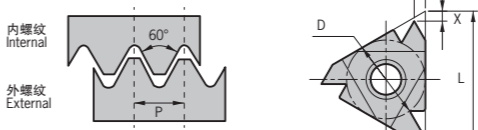
# 60°通用螺纹刀片

Insert Grades - 60° Threading Insert  
60°通用型螺纹刀片

	工件材料 Work Piece	P钢	●	●	●	●
	M不锈钢	●	●	●	●	
	K铸铁	●	●	●	●	
	N有色金属	●	●	●	●	
	S耐热合金	●	●	●	●	
	H高硬度材料	●	●	●	●	

刀片外形 Shape	型号 Specification	内接圆直径D Dia	加工螺纹范围 TPI	刀片尺寸 Size					硬质合金 Solid Carbide					
				mm	TPI	L	X	Y	T	QP1120	QP5120	QP7105	QA20	
	右旋螺纹 Right Hand	左旋螺纹 Left Hand												
	11ERA60	11ELA60	1/4"	0.5-1.5	48-16	11	0.8	0.9	13.2	●	●	●	●	
	16ERA60	16ELA60	3/8"	0.5-1.5	48-16	16	0.8	0.9	3.65	○	○	○	○	
	16ERAG60	16ELAG60	3/8"	0.5-3.0	48-8	16	1.2	1.7	3.65	●	●	●	●	
	16ERG60	16ELG60	3/8"	1.75-3.0	14-8	16	1.2	1.7	3.65	○	○	○	○	
	22ERN60	22ELN60	1/2"	3.5-5.0	7-5	22	1.7	2.5	4.76	●	●	●	●	
	27ERQ60	27ELQ60	5/8"	5.5-6.0	4.5-4	27	2.1	3.1	6.35	○	○	○	○	

注 Notice: 左手刀片均按订单生产。 Inserts for left hand only produced according to order.

	工件材料 Work Piece	P钢	●	●	●	●
	M不锈钢	●	●	●	●	
	K铸铁	●	●	●	●	
	N有色金属	●	●	●	●	
	S耐热合金	●	●	●	●	
	H高硬度材料	●	●	●	●	

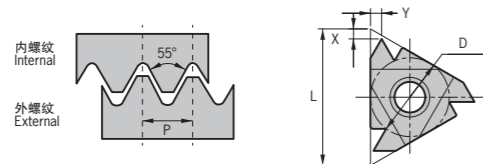
刀片外形 Shape	型号 Specification	内接圆直径D Dia	加工螺纹范围 TPI	刀片尺寸 Size					硬质合金 Solid Carbide					
				mm	TPI	L	X	Y	T	QP1120	QP5120	QP7105	QA20	
	右旋螺纹 Right Hand	左旋螺纹 Left Hand												
	06IRA60	06ILA60	5/32"	0.5-1.25	48-20	6	0.6	0.6	1.9	○	○	○	○	
	08IRA60	08ILA60	3/16"	0.5-1.5	48-16	8	0.6	0.7	2.2	○	○	○	○	
	11IRA60	11ILA60	1/4"	0.5-1.5	48-16	11	0.8	0.9	3.2	●	●	●	●	
	16IRA60	16ILA60	3/8"	0.5-1.5	48-16	16	0.8	0.9	3.65	○	○	○	○	
	16IRAG60	16ILAG60	3/8"	0.5-3.0	48-8	16	1.2	1.7	3.65	●	●	●	●	
	16IRG60	16ILG60	3/8"	1.75-3.0	14-8	16	1.2	1.7	3.65	○	○	○	○	
	22IRN60	22ILN60	1/2"	3.5-5.0	7-5	22	1.7	2.5	4.76	●	●	●	●	
	27IRQ60	27ILQ60	5/8"	5.5-6.0	4.5-4	27	2.1	3.1	6.35	○	○	○	○	

注 Notice: 左手刀片均按订单生产。 Inserts for left hand only produced according to order.

注: Notice: ● 连续加工首选 Continuous ○ 连续加工备选 Continuous ● 轻断续加工首选 Medium ○ 轻断续加工备选 Medium ❖ 断续加工首选 Interrupted ⚡ 断续加工备选 Interrupted  
▲ 主推牌号 Excellent (Instock) ● 可选牌号 Good (Instock) ○ 按订单生产 On Request

# 55°通用螺纹刀片

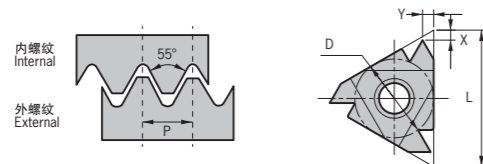
Insert Grades - 55° Threading Insert  
55°通用型螺纹刀片



工件材料 Work Piece	P钢	●	●	●
	M不锈钢	●	●	
	K铸铁	●	●	●
	N有色金属			●
	S耐热合金		●	
	H高硬度材料		●	

刀片外形 Shape	型号 Specification		内接圆直径D Dia	加工螺纹范围 TPI		刀片尺寸 Size				硬质合金 Solid Carbide			
	右旋螺纹 Right Hand	左旋螺纹 Left Hand		mm	TPI	L	X	Y	T	QP1120	QP5120	QP7105	QA20
	11ERA55	11ELA55	1/4"	0.5-1.5	48-16	11	0.8	0.9	3.2	○	○	○	○
	16ERA55	16ELA55	3/8"	0.5-1.5	48-16	16	0.8	0.9	3.65	○	○	○	○
	16ERAG55	16ELAG55	3/8"	0.5-3.0	48-8	16	1.2	1.7	3.65	○	○	○	○
	16ERG55	16ELG55	3/8"	1.75-3.0	14-8	16	1.2	1.7	3.65	○	○	○	○
	22ERN55	22ELN55	1/2"	3.5-5.0	7-5	22	1.7	2.5	4.76	○	○	○	○
	27ERQ55	27ELQ55	5/8"	5.5-6.0	4-5-4	27	2	2.9	6.35	○	○	○	○

注 Notice: 左手刀片均按订单生产。 Inserts for left hand only produced according to order.



工件材料 Work Piece	P钢	●	●	●
	M不锈钢	●	●	
	K铸铁	●	●	●
	N有色金属			●
	S耐热合金		●	
	H高硬度材料		●	

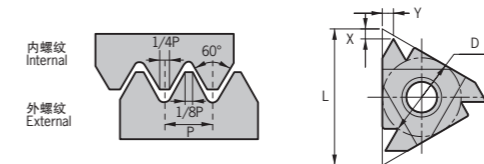
刀片外形 Shape	型号 Specification		内接圆直径D Dia	加工螺纹范围 TPI		刀片尺寸 Size				硬质合金 Solid Carbide			
	右旋螺纹 Right Hand	左旋螺纹 Left Hand		mm	TPI	L	X	Y	T	QP1120	QP5120	QP7105	QA20
	06IRA55	06ILA55	5/32"	0.5-1.25	48-20	6	0.6	0.6	1.9	○	○	○	○
	08IRA55	08ILA55	3/16"	0.5-1.5	48-16	8	0.6	0.7	2.2	○	○	○	○
	11IRA55	11ILA55	1/4"	0.5-1.5	48-16	11	0.8	0.9	3.2	○	○	○	○
	16IRA55	16ILA55	3/8"	0.5-1.5	48-16	16	0.8	0.9	3.65	○	○	○	○
	16IRAG55	16ILAG55	3/8"	0.5-3.0	48-8	16	1.2	1.7	3.65	○	○	○	○
	16IRG55	16ILG55	3/8"	1.75-3.0	14-8	16	1.2	1.7	3.65	○	○	○	○
	22IRN55	22ILN55	1/2"	3.5-5.0	7-5	22	1.7	2.5	4.76	○	○	○	○
27IRQ55	27ILQ55	5/8"	5.5-6.0	4-5-4	27	1.8	2.7	6.35	○	○	○	○	

注 Notice: 左手刀片均按订单生产。 Inserts for left hand only produced according to order.

注: Notice: ● 连续加工首选 Continuous ○ 连续加工备选 Continuous ● 轻断续加工首选 Medium ○ 轻断续加工备选 Medium ✱ 断续加工首选 Interrupted ✎ 断续加工备选 Interrupted  
▲ 主推牌号 Excellent (Instock) ● 可选牌号 Good (Instock) ○ 按订单生产 On Request

# ISO通用螺纹刀片

Insert Grades - ISO Threading Insert  
ISO标准型螺纹刀片



工件材料 Work Piece	P钢	●	●	●
	M不锈钢	●	●	
	K铸铁	●	●	●
	N有色金属			●
	S耐热合金		●	
	H高硬度材料		●	

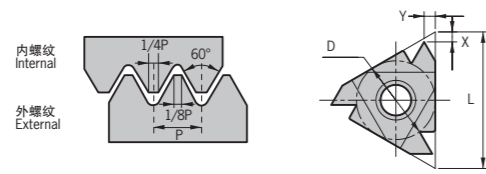
刀片外形 Shape	型号 Specification		内接圆直径D Dia	加工螺纹范围 TPI		刀片尺寸 Size				硬质合金 Solid Carbide			
	右旋螺纹 Right Hand	左旋螺纹 Left Hand		mm	TPI	L	X	Y	T	QP1120	QP5120	QP7105	QA20
	11ER0.50ISO	11EL0.50ISO	1/4"	0.5	-	11	0.6	0.6	3.2	●	●	●	●
	11ER0.75ISO	11EL0.75ISO	1/4"	0.75	-	11	0.6	0.6	3.2	●	●	●	●
	11ER1.00ISO	11EL1.00ISO	1/4"	1	-	11	0.7	0.7	3.2	●	●	●	●
	11ER1.25ISO	11EL1.25ISO	1/4"	1.25	-	11	0.8	0.9	3.2	●	●	●	●
	11ER1.50ISO	11EL1.50ISO	1/4"	1.5	-	11	0.8	1	3.2	●	●	●	●
	11ER1.75ISO	11EL1.75ISO	1/4"	1.75	-	11	0.8	1.1	3.2	●	●	●	●
	16ER0.50ISO	16EL0.50ISO	3/8"	0.5	-	16	0.6	0.6	3.65	●	●	●	●
	16ER0.75ISO	16EL0.75ISO	3/8"	0.75	-	16	0.6	0.6	3.65	●	●	●	●
	16ER1.00ISO	16EL1.00ISO	3/8"	1	-	16	0.7	0.7	3.65	●	●	●	●
	16ER1.25ISO	16EL1.25ISO	3/8"	1.25	-	16	0.8	0.9	3.65	●	●	●	●
	16ER1.50ISO	16EL1.50ISO	3/8"	1.5	-	16	0.8	1	3.65	●	●	●	●
	16ER1.75ISO	16EL1.75ISO	3/8"	1.75	-	16	0.9	1.2	3.65	●	●	●	●
	16ER2.00ISO	16EL2.00ISO	3/8"	2	-	16	1	1.3	3.65	●	●	●	●
	16ER2.50ISO	16EL2.50ISO	3/8"	2.5	-	16	1.1	1.5	3.65	●	●	●	●
	16ER3.00ISO	16EL3.00ISO	3/8"	3	-	16	1.2	1.6	3.65	●	●	●	●
	22ER3.50ISO	22EL3.50ISO	1/2"	3.5	-	22	1.6	2.3	4.76	●	●	●	●
	22ER4.00ISO	22EL4.00ISO	1/2"	4	-	22	1.6	2.3	4.76	●	●	●	●
	22ER4.50ISO	22EL4.50ISO	1/2"	4.5	-	22	1.7	2.4	4.76	●	●	●	●
	22ER5.00ISO	22EL5.00ISO	1/2"	5	-	22	1.7	2.5	4.76	●	●	●	●
	27ER5.50ISO	27EL5.50ISO	5/8"	5.5	-	27.5	1.9	2.7	6.35	○	○	○	○
	27ER6.00ISO	27EL6.00ISO	5/8"	6	-	27.5	2	2.9	6.35	○	○	○	○

注 Notice: 左手刀片均按订单生产。 Inserts for left hand only produced according to order.

注: Notice: ● 连续加工首选 Continuous ○ 连续加工备选 Continuous ● 轻断续加工首选 Medium ○ 轻断续加工备选 Medium ✱ 断续加工首选 Interrupted ✎ 断续加工备选 Interrupted  
▲ 主推牌号 Excellent (Instock) ● 可选牌号 Good (Instock) ○ 按订单生产 On Request

# ISO通用螺纹刀片

Insert Grades - ISO Threading Insert  
ISO标准型螺纹刀片



工件材料 Work Piece	P钢	●	●	●
	M不锈钢	●	●	●
	K铸铁	●	●	Ⓞ
	N有色金属	●	●	●
	S耐热合金	●	●	●
	H高硬度材料	●	●	●

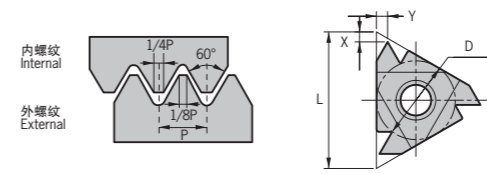
刀片外形 Shape	型号 Specification		内接圆直径D Dia	加工螺纹范围 TPI		刀片尺寸 Size				硬质合金 Solid Carbide			
	右旋螺纹 Right Hand	左旋螺纹 Left Hand		mm	TPI	L	X	Y	T	QP1120	QP5120	QP7105	QA20
	06IR0.50ISO	06IL0.50ISO	5/32"	0.5	-	6	0.9	0.5	1.9	○	○	○	○
	06IR0.75ISO	06IL0.75ISO	5/32"	0.75	-	6	0.8	0.5	1.9	○	○	○	○
	06IR1.00ISO	06IL1.00ISO	5/32"	1	-	6	0.7	0.6	1.9	○	○	○	○
	06IR1.25ISO	06IL1.25ISO	5/32"	1.25	-	6	0.6	0.6	1.9	○	○	○	○
	08IR0.50ISO	08IL0.50ISO	3/16"	0.5	-	8	0.6	0.5	2.2	○	○	○	○
	08IR0.75ISO	08IL0.75ISO	3/16"	0.75	-	8	0.6	0.5	2.2	○	○	○	○
	08IR1.00ISO	08IL1.00ISO	3/16"	1	-	8	0.6	0.6	2.2	○	○	○	○
	08IR1.25ISO	08IL1.25ISO	3/16"	1.25	-	8	0.6	0.7	2.2	○	○	○	○
	08IR1.50ISO	08IL1.50ISO	3/16"	1.5	-	8	0.6	0.7	2.2	○	○	○	○
	08IR1.75ISO	08IL1.75ISO	3/16"	1.75	-	8	0.6	0.8	2.2	○	○	○	○
	11IR0.50ISO	11IL0.50ISO	1/4"	0.5	-	11	0.6	0.6	3.2	●	●	●	●
	11IR0.75ISO	11IL0.75ISO	1/4"	0.75	-	11	0.6	0.6	3.2	●	●	●	●
	11IR1.00ISO	11IL1.00ISO	1/4"	1	-	11	0.6	0.7	3.2	●	●	●	●
	11IR1.25ISO	11IL1.25ISO	1/4"	1.25	-	11	0.8	0.9	3.2	●	●	●	●
	11IR1.50ISO	11IL1.50ISO	1/4"	1.5	-	11	0.8	1	3.2	●	●	●	●
	11IR1.75ISO	11IL1.75ISO	1/4"	1.75	-	11	0.9	1.1	3.2	●	●	●	●
	11IR2.00ISO	11IL2.00ISO	1/4"	2	-	11	1	1.3	3.2	●	●	●	●
	16IR0.50ISO	16IL0.50ISO	3/8"	0.5	-	16	0.6	0.6	3.65	●	●	●	●
	16IR0.75ISO	16IL0.75ISO	3/8"	0.75	-	16	0.6	0.6	3.65	●	●	●	●
	16IR1.00ISO	16IL1.00ISO	3/8"	1	-	16	0.6	0.7	3.65	●	●	●	●
	16IR1.25ISO	16IL1.25ISO	3/8"	1.25	-	16	0.8	0.9	3.65	●	●	●	●
	16IR1.50ISO	16IL1.50ISO	3/8"	1.5	-	16	0.8	1	3.65	●	●	●	●
	16IR1.75ISO	16IL1.75ISO	3/8"	1.75	-	16	0.9	1.2	3.65	●	●	●	●
	16IR2.00ISO	16IL2.00ISO	3/8"	2	-	16	1	1.3	3.65	●	●	●	●
	16IR2.50ISO	16IL2.50ISO	3/8"	2.5	-	16	1.1	1.5	3.65	●	●	●	●
	16IR3.00ISO	16IL3.00ISO	3/8"	3	-	16	1.1	1.5	3.65	●	●	●	●
	22IR3.50ISO	22IL3.50ISO	1/2"	3.5	-	22	1.6	2.3	4.76	●	●	●	●
	22IR4.00ISO	22IL4.00ISO	1/2"	4	-	22	1.6	2.3	4.76	●	●	●	●
	22IR4.50ISO	22IL4.50ISO	1/2"	4.5	-	22	1.7	2.4	4.76	●	●	●	●
	22IR5.00ISO	22IL5.00ISO	1/2"	5	-	22	1.7	2.5	4.76	●	●	●	●
	27IR5.50ISO	27IL5.50ISO	5/8"	5.5	-	27.5	1.9	2.7	6.35	○	○	○	○
	27IR6.00ISO	27IL6.00ISO	5/8"	6	-	27.5	2	2.9	6.35	○	○	○	○

注 Notice: 左手刀片均按订单生产。 Inserts for left hand only produced according to order.

注: Notice: ● 连续加工首选 Continuous ○ 连续加工备选 Continuous ● 轻断续加工首选 Medium Ⓞ 轻断续加工备选 Medium ❖ 断续加工首选 Interrupted Ⓞ 断续加工备选 Interrupted  
▲ 主推牌号 Excellent (Instock) ● 可选牌号 Good (Instock) ○ 按订单生产 On Request

# UN通用螺纹刀片

Insert Grades - UN-60° America UN Threading Insert  
UN-60°美制统一标准螺纹刀片



工件材料 Work Piece	P钢	●	●	●
	M不锈钢	●	●	●
	K铸铁	●	●	Ⓞ
	N有色金属	●	●	●
	S耐热合金	●	●	●
	H高硬度材料	●	●	●

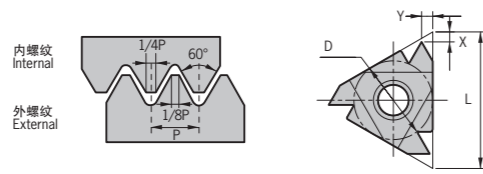
刀片外形 Shape	型号 Specification		内接圆直径D Dia	加工螺纹范围 TPI		刀片尺寸 Size				硬质合金 Solid Carbide			
	右旋螺纹 Right Hand	左旋螺纹 Left Hand		mm	TPI	L	X	Y	T	QP1120	QP5120	QP7105	QA20
	16ER28UN	16EL28UN	3/8"	28	-	16	0.6	0.7	3.65	●	●	●	○
	16ER24UN	16EL24UN	3/8"	24	-	16	0.7	0.8	3.65	●	●	●	○
	16ER20UN	16EL20UN	3/8"	20	-	16	0.8	0.9	3.65	●	●	●	○
	16ER18UN	16EL18UN	3/8"	18	-	16	0.8	1	3.65	●	●	●	○
	16ER16UN	16EL16UN	3/8"	16	-	16	0.9	1.1	3.65	●	●	●	○
	16ER14UN	16EL14UN	3/8"	14	-	16	1	1.2	3.65	●	●	●	○
	16ER13UN	16EL13UN	3/8"	13	-	16	1.1	1.3	3.65	○	○	○	○
	16ER12UN	16EL12UN	3/8"	12	-	16	1.1	1.4	3.65	●	●	●	○
	16ER11UN	16EL11UN	3/8"	11	-	16	1.1	1.5	3.65	●	●	●	○
	16ER10UN	16EL10UN	3/8"	10	-	16	1.1	1.5	3.65	●	●	●	○
	16ER9UN	16EL9UN	3/8"	9	-	16	1.2	1.7	3.65	●	●	●	○
	16ER8UN	16EL8UN	3/8"	8	-	16	1.2	2	3.65	●	●	●	○
	22ER7UN	22EL7UN	1/2"	7	-	22	1.6	2.3	4.76	○	○	○	○
	22ER6UN	22EL6UN	1/2"	6	-	22	1.6	2.3	4.76	○	○	○	○
	22ER5UN	22EL5UN	1/2"	5	-	22	1.7	2.5	4.76	○	○	○	○

注 Notice: 左手刀片均按订单生产。 Inserts for left hand only produced according to order.

注: Notice: ● 连续加工首选 Continuous ○ 连续加工备选 Continuous ● 轻断续加工首选 Medium Ⓞ 轻断续加工备选 Medium ❖ 断续加工首选 Interrupted Ⓞ 断续加工备选 Interrupted  
▲ 主推牌号 Excellent (Instock) ● 可选牌号 Good (Instock) ○ 按订单生产 On Request

# UN通用螺纹刀片

Insert Grades - UN-60° America UN Threading Insert  
UN-60°美制统一标准螺纹刀片



工件材料 Work Piece	P钢	☐	☐	☐
	M不锈钢	☐	☐	☐
	K铸铁	☐	☐	☐
	N有色金属	☐	☐	☐
	S耐热合金	☐	☐	☐
H高硬度材料	☐	☐	☐	

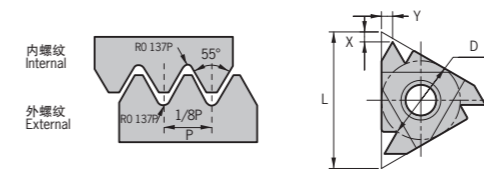
刀片外形 Shape	型号 Specification		内接圆 直径D Dia	加工螺纹 范围 TPI		刀片尺寸 Size				硬质合金 Solid Carbide			
	右旋螺纹 Right Hand	左旋螺纹 Left Hand		mm	TPI	L	X	Y	T	QP1120	QP5120	QP7105	QA20
	06IR32UN	06IL32UN	5/32"	32	-	6	0.8	0.5	1.9	○	○	○	○
	06IR28UN	06IL28UN	5/32"	28	-	6	0.8	0.6	1.9	○	○	○	○
	06IR24UN	06IL24UN	5/32"	24	-	6	0.7	0.6	1.9	○	○	○	○
	06IR20UN	06IL20UN	5/32"	20	-	6	0.6	0.6	1.9	○	○	○	○
	06IR18UN	06IL18UN	5/32"	18	-	6	0.6	0.7	1.9	○	○	○	○
	08IR32UN	08IL32UN	3/16"	32	-	8	0.6	0.5	2.2	○	○	○	○
	08IR28UN	08IL28UN	3/16"	28	-	8	0.6	0.6	2.2	○	○	○	○
	08IR24UN	08IL24UN	3/16"	24	-	8	0.6	0.6	2.2	○	○	○	○
	08IR20UN	08IL20UN	3/16"	20	-	8	0.6	0.7	2.2	○	○	○	○
	08IR18UN	08IL18UN	3/16"	18	-	8	0.6	0.7	2.2	○	○	○	○
	08IR16UN	08IL16UN	3/16"	16	-	8	0.6	0.7	2.2	○	○	○	○
	08IR14UN	08IL14UN	3/16"	14	-	8	0.6	0.8	2.2	○	○	○	○
	11IR32UN	11IL32UN	1/4"	32	-	11	0.6	0.6	3.2	○	○	○	○
	11IR28UN	11IL28UN	1/4"	28	-	11	0.6	0.7	3.2	○	○	○	○
	11IR24UN	11IL24UN	1/4"	24	-	11	0.7	0.8	3.2	○	○	○	○
	11IR20UN	11IL20UN	1/4"	20	-	11	0.8	0.9	3.2	○	○	○	○
	11IR18UN	11IL18UN	1/4"	18	-	11	0.8	1	3.2	○	○	○	○
	11IR16UN	11IL16UN	1/4"	16	-	11	0.9	1.1	3.2	●	●	●	○
	16IR32UN	16IL32UN	3/8"	32	-	16	0.6	0.6	3.65	●	●	●	○
	16IR28UN	16IL28UN	3/8"	28	-	16	0.6	0.7	3.65	○	●	●	○
	16IR24UN	16IL24UN	3/8"	24	-	16	0.7	0.8	3.65	●	●	●	○
	16IR20UN	16IL20UN	3/8"	20	-	16	0.8	0.9	3.65	●	●	●	○
	16IR18UN	16IL18UN	3/8"	18	-	16	0.8	1	3.65	●	●	●	○
	16IR16UN	16IL16UN	3/8"	16	-	16	0.9	1.1	3.65	●	●	●	○
	16IR14UN	16IL14UN	3/8"	14	-	16	1	1.2	3.65	●	●	●	○
	16IR13UN	16IL13UN	3/8"	13	-	16	1.1	1.3	3.65	○	○	●	○
	16IR12UN	16IL12UN	3/8"	12	-	16	1.1	1.4	3.65	●	●	●	○
	16IR11UN	16IL11UN	3/8"	11	-	16	1.1	1.5	3.65	●	●	●	○
	16IR10UN	16IL10UN	3/8"	10	-	16	1.1	1.5	3.65	●	●	●	○
	16IR9UN	16IL9UN	3/8"	9	-	16	1.2	1.7	3.65	●	●	●	○
	16IR8UN	16IL8UN	1/2"	8	-	16	1.2	2	3.65	●	●	●	○
	22IR7UN	22IL7UN	1/2"	7	-	22	1.6	2.3	4.76	○	●	●	○
	22IR6UN	22IL6UN	1/2"	6	-	22	1.6	2.3	4.76	○	●	●	○
	22IR5UN	22IL5UN	1/2"	5	-	22	1.7	2.5	4.76	○	○	●	○

注 Notice: 左手刀片均按订单生产。 Inserts for left hand only produced according to order.

注: Notice: ● 连续加工首选 Continuous ○ 连续加工备选 Continuous ● 轻断续加工首选 Medium ○ 轻断续加工备选 Medium ❖ 断续加工首选 Interrupted ⚙ 断续加工备选 Interrupted  
▲ 主推牌号 Excellent (Instock) ● 可选牌号 Good (Instock) ○ 按订单生产 On Request

# W-55°通用螺纹刀片

Insert Grades - W-55° Whitworth Threading Insert  
W-55°英国惠氏螺纹刀片



工件材料 Work Piece	P钢	☐	☐	☐
	M不锈钢	☐	☐	☐
	K铸铁	☐	☐	☐
	N有色金属	☐	☐	☐
	S耐热合金	☐	☐	☐
H高硬度材料	☐	☐	☐	

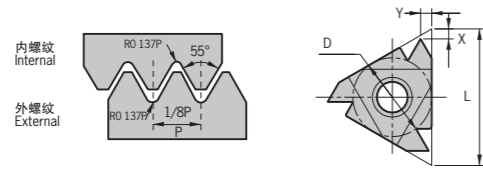
刀片外形 Shape	型号 Specification		内接圆 直径D Dia	加工螺纹 范围 TPI		刀片尺寸 Size				硬质合金 Solid Carbide			
	右旋螺纹 Right Hand	左旋螺纹 Left Hand		mm	TPI	L	X	Y	T	QP1120	QP5120	QP7105	QA20
	11ER28W	11EL28W	1/4"	28	-	11	0.6	0.7	3.2	○	○	○	○
	11ER26W	11EL26W	1/4"	26	-	11	0.7	0.8	3.2	○	○	○	○
	11ER20W	11EL20W	1/4"	20	-	11	0.8	0.9	3.2	○	○	○	○
	11ER19W	11EL19W	1/4"	19	-	11	0.8	1	3.2	○	○	○	○
	11ER18W	11EL18W	1/4"	18	-	11	0.8	1	3.2	○	○	○	○
	11ER16W	11EL16W	1/4"	16	-	11	0.9	1.1	3.2	○	○	○	○
	11ER14W	11EL14W	1/4"	14	-	11	1	1.2	3.2	○	○	○	○
	16ER28W	16EL28W	3/8"	28	-	16	0.6	0.7	3.65	●	○	●	●
	16ER26W	16EL26W	3/8"	26	-	16	0.7	0.8	3.65	○	○	○	○
	16ER20W	16EL20W	3/8"	20	-	16	0.8	0.9	3.65	○	○	○	○
	16ER19W	16EL19W	3/8"	19	-	16	0.8	1	3.65	●	●	●	○
	16ER18W	16EL18W	3/8"	18	-	16	0.8	0.9	3.65	○	○	○	○
	16ER16W	16EL16W	3/8"	16	-	16	0.9	1.1	3.65	○	○	○	○
	16ER14W	16EL14W	3/8"	14	-	16	1	1.2	3.65	●	●	●	○
	16ER12W	16EL12W	3/8"	12	-	16	1.1	1.4	3.65	○	●	●	○
	16ER11W	16EL11W	3/8"	11	-	16	1.1	1.5	3.65	●	●	●	○
	16ER10W	16EL10W	3/8"	10	-	16	1.1	1.5	3.65	○	○	○	○
	16ER9W	16EL9W	3/8"	9	-	16	1.2	1.5	3.65	○	○	○	○
	16ER8W	16EL8W	3/8"	8	-	16	1.2	1.7	3.65	○	○	○	○
	22ER7W	22EL7W	1/2"	7	-	22	1.6	2.3	4.76	○	○	○	○
	22ER6W	22EL6W	1/2"	6	-	22	1.6	2.3	4.76	○	○	○	○
	22ER5W	22EL5W	1/2"	5	-	22	1.7	2.4	4.76	○	○	○	○
	27ER4.5W	27EL4.5W	5/8"	4.5	-	27	1.8	2.6	6.35	○	○	○	○
	27ER4W	27EL4W	5/8"	4	-	27	2	2.9	6.35	○	○	○	○

注 Notice: 左手刀片均按订单生产。 Inserts for left hand only produced according to order.

注: Notice: ● 连续加工首选 Continuous ○ 连续加工备选 Continuous ● 轻断续加工首选 Medium ○ 轻断续加工备选 Medium ❖ 断续加工首选 Interrupted ⚙ 断续加工备选 Interrupted  
▲ 主推牌号 Excellent (Instock) ● 可选牌号 Good (Instock) ○ 按订单生产 On Request

# W-55°通用螺纹刀片

Insert Grades -W-55° Whitworth Threading Insert  
W-55°英国惠氏螺纹刀片



工件材料 Work Piece	P钢	●	●	●
	M不锈钢	●	●	●
	K铸铁	●	●	●
	N有色金属	●	●	●
	S耐热合金	●	●	●
H高硬度材料	●	●	●	

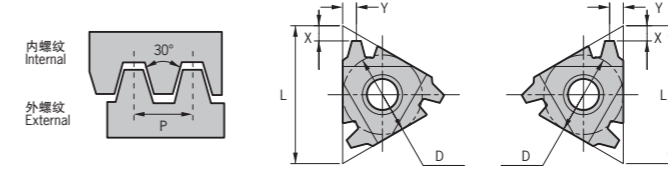
刀片外形 Shape	型号 Specification		内接圆 直径D Dia	加工螺纹 范围 TPI		刀片尺寸 Size				硬质合金 Solid Carbide			
	右旋螺纹 Right Hand	左旋螺纹 Left Hand		mm	TPI	L	X	Y	T	QP1120	QP5120	QP7105	QA20
	06IR26W	06IL26W	5/32"	26	-	6	0.7	0.6	1.9	○	○	○	○
	06IR22W	06IL22W	5/32"	22	-	6	0.6	0.6	1.9	○	○	○	○
	06IR20W	06IL20W	5/32"	20	-	6	0.6	0.7	1.9	○	○	○	○
	06IR18W	06IL18W	5/32"	18	-	6	0.6	0.7	1.9	○	○	○	○
	08IR28W	08IL28W	3/16"	28	-	8	0.6	0.6	2.2	○	○	○	○
	08IR24W	08IL24W	3/16"	24	-	8	0.6	0.6	2.2	○	○	○	○
	08IR20W	08IL20W	3/16"	20	-	8	0.6	0.7	2.2	○	○	○	○
	08IR19W	08IL19W	3/16"	19	-	8	0.6	0.7	2.2	○	○	○	○
	08IR18W	08IL18W	3/16"	18	-	8	0.6	0.7	2.2	○	○	○	○
	08IR16W	08IL16W	3/16"	16	-	8	0.6	0.7	2.2	○	○	○	○
	11IR28W	11IL28W	1/4"	28	-	11	0.6	0.6	3.2	○	○	○	○
	11IR26W	11IL26W	1/4"	26	-	11	0.6	0.7	3.2	○	○	○	○
	11IR20W	11IL20W	1/4"	20	-	11	0.7	0.9	3.2	○	○	○	○
	11IR19W	11IL19W	1/4"	19	-	11	0.8	1	3.2	●	●	●	●
	11IR18W	11IL18W	1/4"	18	-	11	0.8	1	3.2	○	○	○	○
	11IR16W	11IL16W	1/4"	16	-	11	0.9	1.1	3.2	○	○	○	○
	11IR14W	11IL14W	1/4"	14	-	11	1	1.2	3.2	●	●	●	●
	16IR28W	16IL28W	3/8"	28	-	16	0.6	0.7	3.65	●	○	●	●
	16IR26W	16IL26W	3/8"	26	-	16	0.7	0.8	3.65	○	○	○	○
	16IR20W	16IL20W	3/8"	20	-	16	0.8	0.9	3.65	○	○	○	○
	16IR19W	16IL19W	3/8"	19	-	16	0.8	1	3.65	●	●	●	●
	16IR18W	16IL18W	3/8"	18	-	16	0.8	1	3.65	○	○	○	○
	16IR16W	16IL16W	3/8"	16	-	16	0.9	1.1	3.65	○	○	○	○
	16IR14W	16IL14W	3/8"	14	-	16	1	1.2	3.65	●	●	●	●
	16IR12W	16IL12W	3/8"	12	-	16	1.1	1.4	3.65	●	●	●	●
	16IR11W	16IL11W	3/8"	11	-	16	1.1	1.5	3.65	●	●	●	●
	16IR10W	16IL10W	3/8"	10	-	16	1.1	1.5	3.65	○	○	○	○
	16IR9W	16IL9W	3/8"	9	-	16	1.2	1.5	3.65	○	○	○	○
	16IR8W	16IL8W	3/8"	8	-	16	1.2	1.7	3.65	○	○	○	○
	22IR7W	22IL7W	1/2"	7	-	22	1.6	2.3	4.76	○	○	○	○
	22IR6W	22IL6W	1/2"	6	-	22	1.6	2.3	4.76	○	○	○	○
	22IR5W	22IL5W	1/2"	5	-	22	1.7	2.4	4.76	○	○	○	○
	27IR4.5W	27IL4.5W	5/8"	4.5	-	27	1.8	2.6	6.35	○	○	○	○
	27IR4W	27IL4W	5/8"	4	-	27	2	2.9	6.35	○	○	○	○

注 Notice: 左手刀片均按订单生产。 Inserts for left hand only produced according to order.

注: ● 连续加工首选 Continuous ○ 连续加工备选 Continuous ● 轻断续加工首选 Medium ○ 轻断续加工备选 Medium ❖ 断续加工首选 Interrupted ⚙ 断续加工备选 Interrupted  
▲ 主推牌号 Excellent (Instock) ● 可选牌号 Good (Instock) ○ 按订单生产 On Request

# TR-30°通用螺纹刀片

Insert Grades -TR-30° Trapezoid Threading Insert  
TR-30°标准梯形螺纹刀片



工件材料 Work Piece	P钢	●	●	●
	M不锈钢	●	●	●
	K铸铁	●	●	●
	N有色金属	●	●	●
	S耐热合金	●	●	●
H高硬度材料	●	●	●	

刀片外形 Shape	型号 Specification		内接圆 直径D Dia	加工螺纹 范围 TPI		刀片尺寸 Size				硬质合金 Solid Carbide			
	右旋螺纹 Right Hand	左旋螺纹 Left Hand		mm	TPI	L	X	Y	T	QP1120	QP5120	QP7105	QA20
	16ER1.50TR	16EL1.50TR	3/8"	1.5	-	16	1	1.1	3.65	●	●	●	○
	16ER2.00TR	16EL2.00TR	3/8"	2	-	16	1.1	1.3	3.65	●	●	●	○
	16ER3.00TR	16EL3.00TR	3/8"	3	-	16	1.3	1.5	3.65	●	●	●	○
	22ER4.00TR	22EL4.00TR	1/2"	4	-	22	1.7	1.9	4.76	●	●	●	○
	22ER5.00TR	22EL5.00TR	1/2"	5	-	22	2.1	2.5	4.76	●	●	●	○
	27ER6.00TR	27EL6.00TR	5/8"	6	-	27	2.2	2.6	6.35	○	○	○	○
	27ER7.00TR	27EL7.00TR	5/8"	7	-	27	2.3	2.7	6.35	○	○	○	○
	16IR1.50TR	16IL1.50TR	3/8"	1.5	-	16	1	1.1	3.65	●	●	●	○
	16IR2.00TR	16IL2.00TR	3/8"	2	-	16	1.1	1.3	3.65	●	●	●	○
	16IR3.00TR	16IL3.00TR	3/8"	3	-	16	1.3	1.5	3.65	●	●	●	○
	22IR4.00TR	22IL4.00TR	1/2"	4	-	22	1.7	1.9	4.76	●	●	●	○
	22IR5.00TR	22IL5.00TR	1/2"	5	-	22	2.1	2.5	4.76	●	●	●	○
	27IR6.00TR	27IL6.00TR	5/8"	6	-	27	2.2	2.6	6.35	○	○	○	○
	27IR7.00TR	27IL7.00TR	5/8"	7	-	27	2.3	2.7	6.35	○	○	○	○

注 Notice: 左手刀片均按订单生产。 Inserts for left hand only produced according to order.

注: ● 连续加工首选 Continuous ○ 连续加工备选 Continuous ● 轻断续加工首选 Medium ○ 轻断续加工备选 Medium ❖ 断续加工首选 Interrupted ⚙ 断续加工备选 Interrupted  
▲ 主推牌号 Excellent (Instock) ● 可选牌号 Good (Instock) ○ 按订单生产 On Request