




# SINCE1992



**MH3** 闽华电源  
MINHUA POWER SUPPLY

# LEAD ACID BATTERY PLATES

蓄 电 池 铅 钙 合 金 极 板

**MH3** 闽华电源  
MINHUA POWER SUPPLY

福建省闽华电源股份有限公司  
FUJIAN MINHUA POWER SOURCE CO.,LTD.


福建省安溪经济开发区龙桥工业园  
Longqiao Industrial Park, Anxi Economic Development Zone, Fujian Province



MINHUAGROUP.COM



SINCE1992



# CATALOGS

## ABOUT THE COMPANY 关于企业

Company Profile 企业介绍 ————— 01

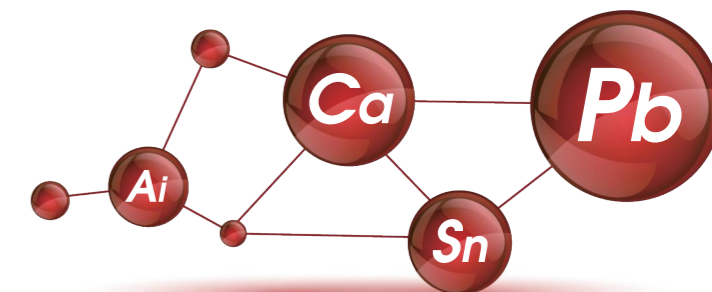
Development History 发展历程 ————— 03

Honours & Qualifications 荣誉资质 ————— 05

## LEAD-CALCIUM BATTERY PLATE SERIES 铅钙合金极板系列

Plates for Power Storage and Industrial VRLA Batteries ————— 09  
电源、电力储能和工业电池极板

Plates for Motorcycle Starter Batteries ————— 21  
摩托车启动电池极板





**SINCE 1992**

FUJIAN MINHUA POWER SOURCE CO.,LTD.

**MHB**® **闽华电源**  
MINHUA POWER SUPPLY

MHB POWER was established in 1992, with its production base located in the Anxi Economic and Technological Development Zone, Quanzhou, Fujian Province. The company has a total construction area of over 200,000 square meters and employs more than 1,500 people. As a leading manufacturer in China's battery plate industry, MHB POWER is a high-tech enterprise dedicated to the integrated development, production, sales, and service of new energy products. The company's product portfolio includes battery plates, starting batteries (automotive and motorcycle batteries), backup batteries (general-purpose, high-power, and long-life types), industrial batteries, and power batteries. These products are widely used in transportation, power reserves, uninterruptible power supply (UPS) systems, and renewable energy storage applications.

闽华电源于1992年成立，生产基地位于福建省泉州市安溪经济技术开发区，企业总建筑面积超20万平方米，员工超1500人。作为国内蓄电池极板行业领先的生产制造商，闽华电源是一家致力于新能源产品研发、生产、销售、服务一体化的高新企业。公司产品涵盖蓄电池极板、启动电池（汽车电池、摩托车电池）、备用电池（通用型、高功率型、长寿命型等）、工业电池、动力电池等，广泛应用于交通运输、电力储备、不间断电源系统及可再生能源储能等领域。

Fujian Minhua Power source Co. Ltd. is one of the main drafting units of the national standards in the industry, and has served as the vice chairman of China Battery Industry Association, and won the honor of "Top 10 Enterprises in Storage Battery Industry of China's Light Industry", "China Well-known Trademark", "High and New Technology Enterprise of Fujian Province" and so on. High-tech Enterprise" and other honors. In the lead-acid battery industry in Fujian Province, Minhua Power Supply has always maintained the first position in terms of revenue and tax. The company was awarded the title of "Big Taxpayer" of private enterprises in Quanzhou City from 2016 to 2020, and paid more than 156 million yuan of tax in 2016, which is one of the top 100 private enterprises in Quanzhou City.

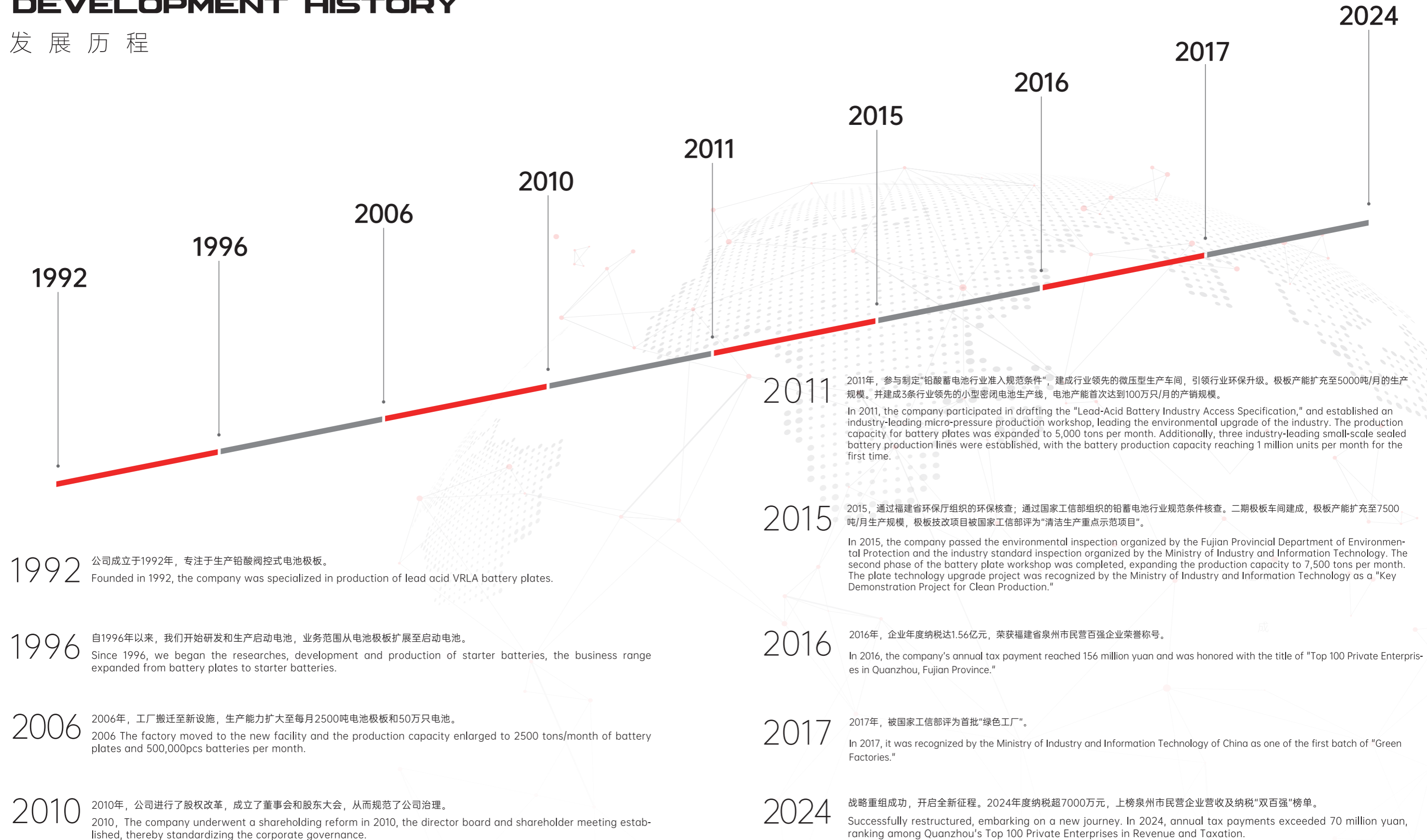
闽华电源是行业国家标准的主要起草单位之一，曾担任中国电池工业协会副理事长，并荣获“中国轻工业蓄电池行业10强企业”“中国驰名商标”“福建省高新技术企业”等荣誉。在福建省铅酸电池行业中，闽华电源常年保持着营收和税收第一的位置。公司曾获得泉州市2016—2020年民营企业“纳税大户”称号，并且在2016年度纳税达1.56亿元，是泉州市民营百强企业。



WWW.MINHUAGROUP.COM

# DEVELOPMENT HISTORY

## 发展历程



# HONOURS & QUALIFICATIONS

## 荣誉资质



### PATENT ACCUMULATION, TECHNOLOGICAL LEADERSHIP | 专利积累, 技术领先

Fujian Minhua Power Source Co., Ltd. has demonstrated exceptional performance in the field of patents. As of now, the company Over 100 patents, including invention patents, utility model patents, and design patents. These patents cover a wide range of technologies related to lead-acid batteries and their components, showcasing the company's leading position in product development and technological innovation. Through continuous technological advancements, Minhua Power Source consistently enhances its product competitiveness, providing strong support for market promotion and brand value enhancement.

福建省闽华电源股份有限公司在专利方面表现卓越。截至目前,公司已拥有超过100项专利,包括发明专利、实用新型专利以及外观设计专利。这些专利广泛覆盖了铅酸蓄电池及其相关组件的技术领域,充分体现了公司在产品研发和技术创新方面的领先地位。闽华电源通过持续的技术创新,不断提升产品的核心竞争力,为市场推广和品牌价值提升提供了强有力的支持。



Our company has obtained ISO 9001 Quality Management System, ISO 14001 Environmental Management System, and OHSAS 18001 Occupational Health and Safety Management System certifications. Our products comply with GB/T 19639, IEC 60896-21/22, and other Chinese and international standards, and the entire product range meets UL, IEC, RU, TLC, RoHS, and CE certification requirements.

我们公司已通过 ISO 9001 质量管理体系、ISO 14001 环境管理体系及 OHSAS 18001 职业健康安全管理体系认证,产品符合 GB/T 19639、IEC 60896-21/22 等中国与国际标准,且全系列产品均符合 UL、IEC、RU、TLC、RoHS、CE 等认证要求。



- ▶ 2011年参与制定“铅酸蓄电池行业准入规范条件”。  
In 2011, the company participated in the formulation of the "Access Standards for the Lead-Acid Battery Industry."
- ▶ 2012年被国家工商行政管理总局认定为“中国驰名商标”。  
In 2012, The State Administration for Industry and Commerce of the People's Republic of China has recognized it as a "Famous Trademark of China".
- ▶ 2014福建省科学技术厅授予“福建省铅酸蓄电池企业工程技术研究中心”。  
In 2014, Fujian Provincial Science and Technology Department awarded "Fujian Lead-Acid Battery Enterprise Engineering Technology Research Center".
- ▶ 2015年被中国轻工业协会评为“中国轻工业铅蓄电池行业10强企业”。  
In 2015, it was recognized as one of the "Top 10 Enterprises in the Lead-Acid Battery Industry of China's Light Industry" by the China National Light Industry Council.
- ▶ 2016年被中国电池工业协会评为“企业信用评价AAA级信用企业”。  
In 2016, it was rated as an "AAA Credit Enterprise" in the Corporate Credit Evaluation by the China Battery Industry Association.
- ▶ 2016年被中国轻工业联合会评为“中国轻工业百强企业”。  
In 2016, it was honored as one of the "Top 100 Enterprises in China Light Industry" by China Light Industry Federation.
- ▶ 2016年企业年度纳税达1.56亿元,荣获福建省泉州市纳税功勋企业称号。  
In 2016, the company's annual tax payment reached 156 million yuan and was awarded the title of "Outstanding Taxpayer Enterprise" in Quanzhou, Fujian Province.
- ▶ 2017年被国家工信部评为首批“绿色工厂”。  
In 2017, it was designated as one of the first "Green Factories" by the Ministry of Industry and Information Technology of China.
- ▶ 2020年被中国电池工业协会授予“副理事长”。  
In 2020, the company was awarded the title of "Vice Chairman" by the China Battery Industry Association.
- ▶ 2022年被中国电器工业协会蓄电池分会授予“理事单位”。  
In 2022, Awarded "Director Unit" by Storage Battery Branch of China Electrical Appliance Industry Association.
- ▶ 2024年战略重组成功,开启全新征程。2024年度纳税超7000万元,上榜泉州市民营企业营收及纳税“双百强”榜单。  
In 2024, the successful reorganization marked a new journey. Annual tax payments exceeded 70 million yuan, ranking among Quanzhou's Top 100 in revenue and taxation.

# MHB LEAD-CALCIUM ALLOY PLATE SERIES

## 闽华铅钙合金极板系列

MHB's lead-calcium alloy plates represent excellence in battery technology. Made from premium lead-calcium alloy with a unique formulation process, they offer superior conductivity and corrosion resistance. Designed for fast charge/discharge and minimal self-discharge, these plates are ideal for start-stop systems and backup power. By reducing internal resistance and extending cycle life, they provide reliable, efficient performance across energy storage, telecommunications, and transportation, showcasing MHB's commitment to expertise and innovation.

闽华铅钙合金极板是蓄电池技术的卓越代表，采用高品质的铅钙合金材料，辅以独特的配方工艺，具有优异的导电性和耐腐蚀性。其设计兼顾了快速充放电和极低自放电的需求，特别适用于启停系统以及备用电源等多种场景。此外，铅钙合金极板通过降低内阻和提升循环寿命，为电池在储能、通信和交通等领域提供了可靠、高效的性能支持，体现了闽华电源一贯的专业与创新。

### 铅 Pb


Provides high density, excellent electrical conductivity, and corrosion resistance; it forms the base of the alloy.  
提供高密度、良好的电导率和耐腐蚀性能，是合金的主体。

### 钙 Ca

Improves the hardness and strength of the alloy while enhancing its mechanical properties.  
改善合金的硬度和强度，同时提高合金的力学性能。

### 其他元素 Others

提高合金的抗腐蚀性能，稳定晶粒结构，增强抗腐蚀性和延展性。  
Improves corrosion resistance, stabilizes grain structure, and enhances corrosion resistance and ductility.



**COMPOSITION AND FUNCTIONS OF LEAD-CALCIUM ALLOY**  
铅钙合金的组成与作用

**为什么选择铅钙合金工艺?**  
早期铅酸蓄电池极板使用铅锑合金，因锑的析氧性强，导致电解液易干涸，需频繁补水，维护繁琐，且容易释放有毒气体，污染环境。相比之下，先进的铅钙多元合金极板，电解液不易干涸，适用于环保型免维护密封阀控蓄电池，使用中无需维护，不易析气，是传统绿色能源。

**WHY CHOOSE LEAD-CALCIUM ALLOY TECHNOLOGY?**  
Early lead-acid battery plates used lead-antimony alloy, which caused electrolyte to dry out quickly, requiring frequent maintenance and releasing toxic gases. In contrast, advanced lead-calcium multi-alloy plates prevent electrolyte drying, making them ideal for environmentally friendly, maintenance-free sealed valve-regulated batteries. They require no maintenance and are less prone to gas release, offering a traditional green energy solution.

# PROCESS DEFINITIONS

## 工艺定义优化

### Internal Formation Process (In-container Formation)

#### 外化成工艺 (槽外化成)

Plates are pre-activated in dedicated formation tanks to generate a stable PbO<sub>2</sub> active layer, followed by drying 24hours and subsequent assembly into the battery casing.

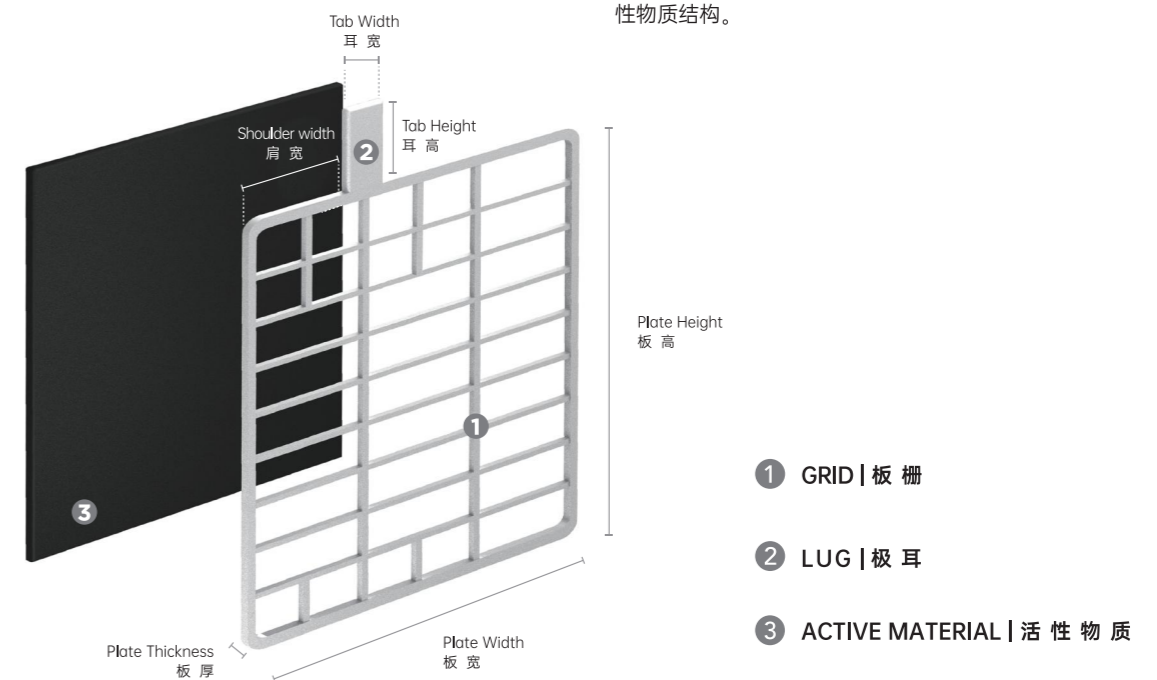
极板在专用化成槽中预先完成化学转化，生成稳定PbO<sub>2</sub>活性层后，经干燥处理再组装入电池壳体。

### External Formation Process (Out-of-container Formation)

#### 内化成工艺 (槽内化成)

The plates undergo direct activation through charge-discharge cycles within the battery casing using electrolyte, transforming raw plates (Pb/PbO<sub>2</sub>) into formed plates (PbSO<sub>4</sub>/PbO<sub>2</sub>) with stable active material structures.

极板在电池壳体内直接通过电解液充放电完成活化，实现生极板 (Pb/PbO<sub>2</sub>) 向熟极板 (PbSO<sub>4</sub>/PbO<sub>2</sub>) 的转化，最终形成稳定活性物质结构。



Comparison 对比维度	Internal Formation Process 内化成工艺	External Formation Process 外化成工艺
Process Flow 工艺流程	Raw plates → Assembly → Electrolyte filling → In-container formation → Final product 原料板→组装→加酸→内化成→最终产品	Raw plates → External tank formation → Drying → Disassembly/cleaning → Assembly → Final product 原料板→外化成→烘干→拆卸/清洗→组装→最终产品
Equipment Requirements 设备要求	Requires dedicated charging/discharging systems 需配备专用充放电系统	Requires independent formation tanks and cleaning equipment 需独立化成槽及清洗设备
Production Cycle 生产周期	5-7 days (including aging) 5-7天 (含静置老化)	3-5 days (no in-container aging) 3-5天 (无需壳内老化)

## PLATES FOR POWER STORAGE AND INDUSTRIAL VRLA BATTERIES

电源、电力储能和工业电池极板

### APPLICATION FIELDS

#### 应用领域

##### Backup Power 【备用电源】

Used in UPS systems and communication base stations for reliability and long life  
广泛应用于UPS电源、通信基站等需要高可靠性和长寿命的备用电源系统

##### Energy Storage 【储能领域】

For renewable energy storage (e.g., solar, wind), suitable for float charging  
用于可再生能源（如太阳能、风能）的储能系统，适合长时间浮充使用

##### Industrial Equipment 【工业设备】

Used in industries needing stable power, like elevators and data centers  
适用于需要稳定供电的工业领域，如电梯应急电源、数据中心等



The plates for power supply, energy storage, and industrial batteries are made of high-performance lead-calcium alloy, offering excellent corrosion resistance and an extended cycle life. They meet the needs of telecom base stations, data centers, and new energy storage systems. With high stability and deep cycle capability, they ensure reliable support for emergency power and green energy storage, enabling stable power supply and efficient energy management.

电源、电力储能和工业电池极板采用高性能铅钙合金，具有卓越的耐腐蚀性和更长的循环寿命，能够满足通信基站、数据中心和新能源储能系统等多种场景需求。其高稳定性和深循环能力，为应急电源和绿色能源储存提供了可靠保障，助力实现稳定供电与高效储能。

**PLATES FOR POWER STORAGE AND INDUSTRIAL VRLA BATTERIES**  
 电源、电力储能和工业电池极板

序号 NO.	极板型号 Plate Model(Ah)	极板外形尺寸 Plate Dimensions (MM)							极板质量 Plate Weight (g)	
		板高	板宽	板厚	耳高	耳宽	肩宽	耳厚	正极	负极
		Plate Height	Plate Width	Plate Thickness	Tab Height	Tab Width	Shoulder Width	Tab Thickness	Positive Plate	Negative Plate
1.	TD0.2	19	19	1.9	23	Ø1.7	0.5	Ø1.7	4.5	4
				1.9				Ø1.7		
2.	TD0.2C	19	19	1.75	23	Ø1.6	0.5	Ø1.6	4	3.7
				1.75				Ø1.6		
3.	TD0.2D	19	19	1.85	23.5	1.8	0.5	1.7	4	3.7
				1.8				1.7		
4.	HR0.25	27	19.5	1.9	23	1.8	0.5	Ø1.8	5.7	5.2
				1.8				Ø1.8		
5.	J0.25	21	19	2.1	22	Ø2.0	0.5	Ø2.0	5.2	4.9
				2.1				Ø2.0		
6.	TG0.25	21	19	2.3	22	Φ2.0	0.5	Φ2.0	5.6	5.3
				2.3				Φ2.0		
7.	TB0.25	21	19	2	23	Φ1.8	0.5	Φ1.8	5	4.8
				2				Φ1.8		
8.	J0.3	27	21	2.2	22	Ø2.0	0.65	Φ2.0	7.2	6.9
				2.2				Φ2.0		
9.	TB0.3	29	19	2.2	22	Φ2.0	0.5	Φ2.0	7.5	7.2
				2.2				Φ2.0		
10.	TC0.3	27	19.5	2.1	23.5	2	0.5	1.8	6.7	5.8
				1.9				1.8		
11.	TY0.3	27	21	2.3	22	Φ2.0	0.65	Φ2.0	7.9	7.5
				2.3				Φ2.0		
12.	HR0.3	27	21	2.1	22	2	0.5	1.8	7	6.5
				2.1				1.8		
13.	HR0.35	37	19	2	27	2	0.5	1.7	7.8	6.5
				1.8				1.7		
14.	TG0.4	37	21	2.2	21	Φ2.0	0.5	Φ2.0	10	9.5
				2.2				Φ2.0		
15.	C0.5B	34	20.5	1.8	22	1.9	0.5	1.6	6.9	6.4
				1.7				1.5		
16.	HR0.5	44	22	1.65	23	1.7	1	1.55	9	8
				1.65				1.55		
17.	J0.5	34	20.65	1.9	25	1.9	0.5	1.6	7.4	6.4
				1.8				1.55		
18.	JS0.5	44	19	2.6	20	Φ2.2	0.5	Φ2.2	12	11.4
				2.6				Φ2.2		
19.	QT0.5	34	20.65	1.75	32	1.95	0.5	1.6	6.9	6.4
				1.65				1.55		
20.	TG0.5	46	20	2.2	23	Φ2.0	0.35	Φ2.0	11.7	11.1
				2.2				Φ2.0		
21.	0.6	29.5	28	3.3	8	3.2	6.5	3.1	14	10
				2.4	9			2.1		
22.	J0.6	35	21	2.2	23.5	1.8	0.5	1.8	8.5	6.8
				1.9		1.6		1.6		
23.	HR0.6	35	20	2.5	22	2.1	0.5	1.9	9.6	7.5
				2		1.9		1.8		
24.	JC0.6A	44	22	1.8	22	1.7	1	1.55	9	8
				1.65				1.55		
25.	ST0.6	27	28	3.3	7	3.2	6.5	2.2	13.5	9.5
				2.4	8			1.9		
26.	Y0.6	35	21	2.3	22	Φ2.1	0.5	Φ2.1	9.6	7.5
				2.1		Φ1.9		Φ1.9		
27.	YD0.6	45	20	2.2	21	Φ2.0	0.4	Φ2.0	11	9.5
				2.2				Φ2.0		

序号 NO.	极板型号 Plate Model(Ah)	极板外形尺寸 Plate Dimensions (MM)							极板质量 Plate Weight (g)	
		板高	板宽	板厚	耳高	耳宽	肩宽	耳厚	正极	负极
		Plate Height	Plate Width	Plate Thickness	Tab Height	Tab Width	Shoulder Width	Tab Thickness	Positive Plate	Negative Plate
28.	ZH0.6	26	28	3.3	11	3.2	6.5	2.2	13.5	9.5
				2.4	12			1.9		
29.	J0.65	45	25	2.2	21	2	1.4	2.1	13	12
				2.2				2		
30.	H0.65	29	28	3.4	10	3.2	6	3	14.5	8.5
				2.1				1.8		
31.	TG0.65	45	25	2.2	21	Φ2.0	1.4	Φ2.0	13.8	13
				2.2				Φ2.0		
32.	J0.7	43	23	1.85	22.5	1.7	1	1.7	9.7	8.7
				1.75				1.6		
33.	HR0.7	44	24	2	22.5	1.85	1	1.7	10.5	9.5
				2				1.7		
34.	YD0.7	45	24	2.2	22	Φ2.0	1	Φ2.0	12.8	11
				2.2				Φ2.0		
35.	A0.8	43	24	3.1	10	3.5	1	2.8	17	11
				2				1.7		
36.	C0.8	39	25	3.7	19	3	0.5	3.3	20	10
				1.8				1.6		
37.	D0.8	44	25	2.6	11	3	1	2.2	15	9
		45		1.6				1.2		
38.	KL0.8	40	24	3.3	18	2.9	0	2.9	18	14
				2.6		2.2		2.2		
39.	KM0.8	47	21	2.6	21	2.2	1.5	2.1	13.2	11.6
				2.3				2.1		
40.	V0.8	34	27.5	3.5	9	3.5	6.2	2.6	19	12.5
				2.45				2.2		
41.	Z0.8	33	28	3.3	10.5	3.5	6	3.1	16	12
				2.5				2.3		
42.	YF0.8	46	24	2.3	22	Φ2.1	0.9	Φ2.1	13	11.5
				1.9		Φ1.7		Φ1.7		
43.	0.85-J	45	26	2.9	22	Φ2.6	1	Φ2.6	18	14
				2.45		Φ1.9		Φ1.9		
44.	HR0.85	64	23	2	30	1.8	0.5	1.8	13.5	12.5
				1.9				1.6		
45.	G0.9	35	37	2.8	7	5	7	2.6	19	15
				2.2				2		
46.	G1.0	67	38	1.6	10	5	10	1.4	20	16
				1.3				1.1		
47.	HT1.0	36	38	2.7	12	5	8	2.4	19	13
		37		1.8				1.5		
48.	HR1.0	65	24	2.1	28	2.2	3	1.8	16.5	15
				2.1				1.8		
49.	J1.0	50	25.5	2.4	25	Φ2.1	2	Φ2.1	16	13
				2.1		Φ1.9		Φ1.9		
50.	JC1.0A	65	23	1.9	28	1.9	0.5	1.7	16	14
				1.9				1.7		
51.	KM1.0	55	27	2.15	21	2.2	3.7	1.9	17	16
				2.15				1.9		
52.	ST1.0	45	29	2.9	9	3.2	5.8	2.6	19	13
				1.9	10.5			1.6		
53.	TY1.0	65	26	2.2	30	2.2	3.2	2	20.4	19.2
				2.2				2		
54.	TR1.0	65	25	2.2	30	2.2	3.2	2	19.4	18
				2.2				2		

以上数据仅供参考 | The above data is for reference only

**PLATES FOR POWER STORAGE AND INDUSTRIAL VRLA BATTERIES**  
 电源、电力储能和工业电池极板

序号 NO.	极板型号 Plate Model(Ah)	极板外形尺寸 Plate Dimensions (MM)							极板质量 Plate Weight (g)	
		板高	板宽	板厚	耳高	耳宽	肩宽	耳厚	正极	负极
		Plate Height	Plate Width	Plate Thickness	Tab Height	Tab Width	Shoulder Width	Tab Thickness	Positive Plate	Negative Plate
55.	XL1.0	65	22	1.8 1.8	28	2	0.5	1.7 1.6	15.5	14.5
56.	YS1.0	56	23	2.8 2.2	21	Φ2.6 Φ2.0	1.5	Φ2.6 Φ2.0	19	14
57.	Z1.0	65	23	1.8 1.7	28	1.8 1.8	0.5	1.7 1.6	13.5	12
58.	1.1	34	34	3.6 2.6	9	5	7	3.3 2.3	23	17
59.	B1.1	67	25.5	2.5 1.7	10	4	6	2.3 1.5	23	14
60.	J1.1	61	25	2.45 2	22.5	2 1.8	1	2 1.8	19	15
61.	KM1.1	70	24	2.4 2.4	24	Φ2.2	0.5	Φ2.2 Φ2.2	21	20
62.	Y1.1	46	33	3 2.2	22	Φ2.6 Φ2.0	1.5	Φ2.6 Φ2.0	23	16
63.	1.2	35	37	3.6 2.6	9	5	7	3.3 2.3	24	18
64.	MH1.2	33	37	3.6 2.6	8 9	5	7	2.3 1.9	24	17
65.	1.3	50	28	3.6 2.6	13	3.5	6	3.4 2.4	27	21
66.	C1.3	63	28	2.5 2	19	Φ2.3 Φ1.8	1	Φ2.3 Φ1.8	22.5	18.5
67.	D1.3	69	39	1.9 1.55	10	5	8	1.7 1.4	25.5	21.5
68.	F1.3B	69	39	1.9 1.7	8.5	5	8	1.6 1.2	25	21
69.	ST1.3	33	37	3.6 2.6	8 9	4	10	2.3 1.9	23	17
70.	YS1.3D	67	40	1.4 1.35	11.5 12.5	5	8	1.2 1.15	21	16.5
71.	1.4	67	25.5	3.5 2.5	10	4	6	3.2 2.2	30	21
72.	KM1.4	61	28	2.8 2.35	25	Φ2.3 Φ2.2	3.5	Φ2.3 Φ2.2	24.6	19.4
73.	C1.5	69	39	2.1 1.6	10	4	9	1.9 1.4	29	21
74.	HE1.5	65 65.5	36	2.2 1.4	10 11	5	9	1.8 1.15	25	15
75.	V1.5	73	33	1.65 1.9	10	4.5	7.5	1.4 1.4	20	21.5
76.	HL1.6	64	34	2.6 1.7	10 12	3.5	10	2.4 1.5	29	19
77.	J1.6A	53	41	2.3 2.05	24	2.9	1.5	2 1.75	26	21
78.	KS1.6	68	38	2.4 1.7	9	5	6.5	2.2 1.5	32	22
79.	KW1.6A	66	30	2.8 1.7	10.5	4	7	2.5 1.4	29	17
80.	L1.6	69	44	2.2 1.6	10	5	11	2 1.4	33	25.5
81.	HP1.6	68	44.5	2 1.5	10	5	10.5	1.7 1.3	30	21

序号 NO.	极板型号 Plate Model(Ah)	极板外形尺寸 Plate Dimensions (MM)							极板质量 Plate Weight (g)	
		板高	板宽	板厚	耳高	耳宽	肩宽	耳厚	正极	负极
		Plate Height	Plate Width	Plate Thickness	Tab Height	Tab Width	Shoulder Width	Tab Thickness	Positive Plate	Negative Plate
82.	SN1.6	69	39	1.9 1.5	10	5	8	1.7 1.3	25.5	18.5
83.	ZH1.6	67	40	1.9 1.5	10.5 11.5	5	8.5	1.6 1.2	24	18.5
84.	ZH1.6B	67	40	1.7 1.4	10.5 11.5	5	8.5	1.55 1.2	24.5	19.5
85.	ZH1.6C	67	40	1.9 1.7	10.5 11.5	5	8.5	1.3 1.2	24.5	20
86.	ZH1.6D	67	38	2 1.6	10.5 11.5	4	8	1.3 1.2	23.5	19.5
87.	ZH1.6E	67	38	1.95 1.65	10.5 11.5	4	8	1.3 1.2	24.5	20
88.	B1.7	42	48	3.2 2.4	8	5	7	2.9 2.1	32	24
89.	C1.7	69	39	2.3 1.8	10	4	9	2.1 1.6	30	24
90.	JG1.7	67	38	1.9 1.5	10.5 11.5	5	7	1.3 1.2	23.5	19
91.	HL1.7	71	34	2.7 1.7	10 12	3.5	10	2.4 1.5	36	24
92.	RT1.7	67	42.5	2.1 1.6	10.5	4.5	9.8	1.9 1.3	28	20
93.	TS1.7	65 66	44	2.1 1.6	11.5	5	10.5	1.8 1.3	27	20
94.	ZH1.7	67	40	1.9 1.6	10.5 11.5	5	8.5	1.75 1.25	27	20
95.	ZH1.7B	67	42.6	1.9 1.4	10.5 11.5	5	9.8	1.7 1.2	28	20
96.	ZH1.7C	67	38	2.1 1.7	10.5 11.5	4	8	1.3 1.2	25	18.5
97.	ZH1.7D	67	38	2.15 1.6	10.5 11.5	4	8	1.3 1.2	26	19
98.	E1.8	67 68	44	2.3 1.5	10	5.2	11	2.1 1.3	32	21
99.	HR1.8	60	39	2.5 2.1	25	3.4	2	2.1 1.75	29	23
100.	N1.8	69	39	2.4 1.5	10	4	9	2.2 1.3	32	19
101.	RT1.8A	67	45	2.4 1.9	8	5	11	2.2 1.7	37.5	29
102.	SL1.8	67	44	2.5 1.8	10	5	10	2.2 1.4	35	24
103.	Y1.8	60	45	1.75 1.4	12	8	11.5	1.4 1.2	24	19.5
104.	YD1.8	53	42	2.2 2.2	23	3	1	2 2	25	23
105.	JG1.8	67	38	1.95 1.6	10.5 11.5	5	7	1.3 1.2	24.5	20
106.	ZC1.8	67 68	44	2.1 1.5	10	5.2	11	1.8 1.2	32	21
107.	ZH1.8	67	40	1.8 1.45	10.5 11.5	5	8.5	1.5 1.2	26	20
108.	ZH1.8B	67	45	2.5 2	10.5 11.5	5	11	2.2 1.7	37.4	28.6

以上数据仅供参考 | The above data is for reference only

**PLATES FOR POWER STORAGE AND INDUSTRIAL VRLA BATTERIES**  
 电源、电力储能和工业电池极板

序号 NO.	极板型号 Plate Model(Ah)	极板外形尺寸 Plate Dimensions (MM)							极板质量 Plate Weight (g)	
		板高	板宽	板厚	耳高	耳宽	肩宽	耳厚	正极	负极
		Plate Height	Plate Width	Plate Thickness	Tab Height	Tab Width	Shoulder Width	Tab Thickness	Positive Plate	Negative Plate
109.	ZH1.8C	67	45	2.1 1.5	10.5 11.5	5	10.5	1.8 1.2	32	22
110.	ZH1.8D	67	43.6	2.1 1.5	10.5 11.5	5	10.3	1.8 1.2	30.5	21.5
111.	ZH1.8E	67	43.6	2.1 1.6	10.5 11.5	5	10.3	1.8 1.2	32	22
112.	JM1.9	56	40	2.8 2.4	16	2.4 2	1	Φ2.4 Φ2.0	33	26
113.	S1.9	69 68	44	1.9 1.5	11	5.5	9	1.7 1.3	30	22
114.	ST1.9	60	44	2.4 1.7	17	6	10	2.1 1.5	34	22.5
115.	ZH1.9	67	40	2 1.6	10.5 11.5	5	8.5	1.75 1.25	28	21
116.	ZH1.9B	67	38	2.15 1.8	10.5 11.5	4	8	1.4 1.3	27	21
117.	B2	67	44	2.8 1.8	10	5	10	2.6 1.6	41	28
118.	BB2	67	44	2.5 1.9	10	5	10	2.3 1.7	36	26
119.	E2	68	38	3.3 2.2	10	4	9	3.1 2	43	27
120.	J2.0A	60	38	2.7 2.3	28	2.2	2.5	2.1 2.1	29	23
121.	JM2	56	40	3 1.9	26 9	Φ2.6 4.5	1 2	Φ2.6 1.5	35	21
122.	MA2	67	44	2.5 1.9	10	5	10	2.3 1.7	36	26
123.	N2	69	44	2.8 1.7	10	5	10	2.6 1.5	40	26
124.	TN2	72.5	44.3	2.6 1.6	10	5	10.15	2.3 1.4	42	28
125.	ZH2	67	45	2.5 1.9	10.5 11.5	5	11	2.3 1.7	36	26
126.	ZH2C	67	45	2.25 1.85	10.5 11.5	5	11	1.6 1.4	31	25
127.	A2.1	71 72	39	2.7 1.6	11 12	5	8	2.3 1.3	39.5	23.5
128.	HR2.1	74	41	2 1.8	30	3	2	1.9 1.5	30	27
129.	KM2.1	75	42	2.1 2	26	3.5	0.8	1.9 1.9	34	31.5
130.	MA2.1	75	39	2.8 1.6	8 9	5	8	2.3 1.3	41	25
131.	ST2.1	67 68	44	2.75 1.8	10.5 11	5	10	2.6 1.6	40.5	25
132.	Y2.2	55	50	3.4 2.6	30	Φ2.6 Φ2.4	2.5	Φ2.6 Φ2.4	45	35
133.	YD2.2	55	50	3.3 3.2	30	3.5 2.5	3.1	3	49	40
134.	BL2.3	67	45	3.2 1.9	10 12	4	10	2.9 1.6	46	26
135.	D2.3	67	43	3 1.8	8	5	9.5	2.6 1.4	43	25

序号 NO.	极板型号 Plate Model(Ah)	极板外形尺寸 Plate Dimensions (MM)							极板质量 Plate Weight (g)	
		板高	板宽	板厚	耳高	耳宽	肩宽	耳厚	正极	负极
		Plate Height	Plate Width	Plate Thickness	Tab Height	Tab Width	Shoulder Width	Tab Thickness	Positive Plate	Negative Plate
136.	J2.3A	76	42	2.5 2	28	2.9	2	2.1 1.75	37.5	29
137.	ST2.3	69.5 70	44.5	2.6 1.9	9.5 10	5	10.5	2.4 1.4	42	28
138.	YD2.3	76	42	2.5 2	28	3	2	2.2 1.8	38	29.5
139.	Z2.3A	67	45	3 1.9	10.5	4.5	9.8	1.9 1.6	44	27
140.	A2.5	69	39	3.4 2.5	10	5	8	3.2 2.3	44	33
141.	BD2.5	67	44	3.6 2.6	10	5	10	3.1 2	53	36
142.	F2.5	73	39	2.7 1.8	10	4	10	2.3 1.6	37	26
143.	G2.5	65.5 66	44	3.4 2.4	10	5	10	3.2 2.2	51	34
144.	JC2.5A	55	47	2.8 2.55	28	2.7	3.5	2.3 2.3	37.5	32.5
145.	JM2.5	62	56	2.4 2	19	Φ2.2 Φ1.8	3	Φ2.2 Φ1.8	41	33
146.	2.6	84	43	2.9 1.9	12	5.5	10	2.4 1.5	50	30
147.	ZC2.6	84	43	2.9 1.9	9	5.5	10	2.4 1.5	50	30
148.	A2.6	64	64	2.2 1.6	10	8	7	1.9 1.4	46	32
149.	HR2.7	66	42	3.3 2.5	23	3	2	2.6 2	47	32
150.	ZH2.8	65	39	3.5 1.6	15 16	5	8.5	2.3 1.4	44.5	19.7
151.	ST2.8	69	39	3.5 1.5	11 12	4	11.5	2.8 1.3	46	20
152.	HR3	64	42	3.5 2.6	25	3	2	2.6 2	47	32.5
153.	TN3	65	45	3.05 2.9	26	2.8	4	2.5 2.5	44	38
154.	S3.5	74	60	2.9 1.7	12	6	12	2.7 1.5	63	35
155.	Y3.5	70	50	4 2.6	27	Φ2.6 Φ2.4	3.5	Φ2.6 Φ2.4	68.5	42.5
156.	V3.5	85	60	3 2	12	6	15	2.8 1.8	71	46
157.	H3.6	105	66	1.7 1.4	12 13	7	17.5	1.5 1.2	56	46
158.	H3.8	120	66	1.8 1.4	11	8	15	1.6 1.2	72	58
159.	S3.9	78	75	2.5 1.7	16	7	17	2.3 1.5	71	49
160.	4A	116	66	1.75 1.55	14	6	16	1.55 1.35	65	58
161.	S4	78	75	2.7 1.9	16	7	17	2.5 1.7	77	53
162.	S4C	78	75	2.7 2.15	16	7	17	2.5 1.7	77	58

以上数据仅供参考 | The above data is for reference only

**PLATES FOR POWER STORAGE AND INDUSTRIAL VRLA BATTERIES**  
 电源、电力储能和工业电池极板

序号 NO.	极板型号 Plate Model(Ah)	极板外形尺寸 Plate Dimensions (MM)							极板质量 Plate Weight (g)	
		板高	板宽	板厚	耳高	耳宽	肩宽	耳厚	正极	负极
		Plate Height	Plate Width	Plate Thickness	Tab Height	Tab Width	Shoulder Width	Tab Thickness	Positive Plate	Negative Plate
163.	S4.1	78	75	2.8 2	12	7	17	2.5 1.7	81	56
164.	C4.5	115	65	2.1 1.7	15	8	18	1.9 1.5	78	61
165.	RT4.5	119.5	66	1.95 1.45	12	6.5	16	1.75 1.25	76	55
166.	Z4.5	116	65	1.8 1.5	12	7	17	1.6 1.4	65	52
167.	ZH4.9	119 120	66	2.3 1.55	12 14	6.5	16	2.1 1.3	87	53
168.	5A	76	74	3.2 2.3	16.5	7	17	2.9 2.1	88	64
169.	D5	119.5	66	2.4 1.6	12	6.5	16	2.2 1.4	90	58
170.	ZH5	119 120	66	2.3 1.7	12 14	6.5	16	2.1 1.5	87	61
171.	RT5.5	119.5	66	2.1 1.45	12	6.5	16	1.9 1.3	86	55
172.	6	116	64	3 2.2	14	7	16	2.7 1.9	106	73
173.	A6	119 120	66	2.5 1.7	9.5	6.5	16.5	2.3 1.5	95	65
174.	B6	109	66	2.8 2	14	6.5	16	2.6 1.8	98	67
175.	SY6	118	66	2.8 1.8	13	5.5	6.25	2.3 1.6	104	73
176.	7A	108	66	3.2 2.2	14	6.5	16	3 2	110	75
177.	KS8	125	108	1.9 1.7	15	10	35	1.7 1.5	134.3	112.5
178.	L8	125	108	2.3 1.8	15	10	35	1.8 1.3	140	110
179.	ST8	115	106	2.1 1.8	16	10	26	1.8 1.5	130	112
180.	SY8	125	108	2.3 1.8	13	7	10	1.8 1.3	140	110
181.	FJ8.5	113	110	2.95 1.8	23	10	38	2.45 1.6	183	108
182.	B9	116	113	2.8 1.7	14	11	2	2.3 1.5	185	110
183.	KB9	121	116	2.6 1.7	11	10	40	2.3 1.4	180	110
184.	A10	130	108	3 2.4	22	12	26	2.8 2.2	210	160
185.	B10	110	144	1.8 1.5	20	15	47	1.6 1.3	150	125
186.	C10	105	144	1.85 1.55	20	15	47	1.65 1.35	140	120
187.	D10	105	144	1.95 1.45	20	15	47	1.75 1.3	150	114
188.	C10.5	105	144	1.85 1.55	20	15	47	1.65 1.35	150	110
189.	RT10.5	115.5 116.5	150	2.7 1.6	14	16	48	2.5 1.4	234	131

序号 NO.	极板型号 Plate Model(Ah)	极板外形尺寸 Plate Dimensions (MM)							极板质量 Plate Weight (g)	
		板高	板宽	板厚	耳高	耳宽	肩宽	耳厚	正极	负极
		Plate Height	Plate Width	Plate Thickness	Tab Height	Tab Width	Shoulder Width	Tab Thickness	Positive Plate	Negative Plate
190.	A11A	130	108	3 2.4	22	12	26	2.8 2.2	215	155
191.	B11	117	115	3.4 2.2	14	11	36	3.2 2	217	140
192.	M11	112	113	3.2 2.1	16	15.5	30.5	3 1.9	215	120
193.	M11-S	112	113	3.15 1.95	16	15.5	30.5	3 1.9	205	115
194.	ST11	113	115	2.9 2.1	16	8	32	2.7 1.9	190	138
195.	TS11A	113	115	3.1 2	16	8	32	2.7 1.8	192	126
196.	B12	110	146	2.4 2	19	15	44	2 1.8	200	160
197.	LW12	115	146	2.2 1.6	14	10	44	2 1.4	190	135
198.	ST12	95	143	2 1.6	20 23	16	44	1.6 1.3	160	110
199.	12.5	167	82	4 2.6	15	10	22	3.8 2.4	260	170
200.	B12.5	140	120	2.8 1.9	17	12	40	2.5 1.7	232	160
201.	ST12.5	108	143	2.3 1.8	19.5 21	12	35.5	2.1 1.6	167.5	127.5
202.	B13	110	146	2.9 2.1	20	12	47	2.7 1.9	230	160
203.	E13	152	122	2.5 2	21	12.5	37.5	2.3 1.8	220	180
204.	MB13	110	148	3.3 2.3	20	12	48	3.2 2.2	269	181
205.	MH13	110	146	2.9 2.1	20	12	37	2.7 1.9	223	154
206.	MH13B	110	146	2.9 2.1	20	12	47	2.7 1.9	223	154
207.	ST13	109	143	2.9 2.1	20	12	35.5	2.5 1.9	210	150
208.	14	111	147.5	2.9 2.6	24	14	43	2.7 2.4	220	190
209.	B14	156	118	3 2.1	20	14	32	2.9 1.9	255	180
210.	FJ14	158	118	2.9 1.9	21	13	36	2.5 1.6	275	175
211.	KS14	161 162	118	3 2.1	16	15	35	2.8 1.9	284	197
212.	M14	155	150	2 1.7	20	16	45.5	1.9 1.4	230	180
213.	ST14	125	150	2.45 1.96	18	16	44	2.25 1.8	217	161
214.	MH14	158	121	2.3 1.7	18	14	33.5	2.1 1.5	220	154
215.	ST14.5	130 (底脚17)	144	2.45 1.95	27	16	41	2.25 1.8	222	165
216.	A15	139	144	2.5 2	24	16	45.5	2.4 1.9	250	190

以上数据仅供参考 | The above data is for reference only

**PLATES FOR POWER STORAGE AND INDUSTRIAL VRLA BATTERIES**  
 电源、电力储能和工业电池极板

序号 NO.	极板型号 Plate Model(Ah)	极板外形尺寸 Plate Dimensions (MM)							极板质量 Plate Weight (g)	
		板高	板宽	板厚	耳高	耳宽	肩宽	耳厚	正极	负极
		Plate Height	Plate Width	Plate Thickness	Tab Height	Tab Width	Shoulder Width	Tab Thickness	Positive Plate	Negative Plate
217.	C15	139	144	2.4 2	24	16	45.5	2.2 1.8	230	185
218.	MH15	155	150	2.15 1.85	20	16	45.5	2.05 1.55	245	194
219.	ST15	132	150	2.4 1.9	20 23	16	44	2.3 1.8	227	175
220.	Z15	140	145	2.45 1.65	20	16	43	1.8 1.4	236	155
221.	16	113	150	3.6 2.6	17	16	34	3.4 2.4	290	205
222.	MH16	168	150	2.15 1.85	20	16	45.5	1.95 1.65	265	210
223.	Z16	140	145	2.6 1.75	20	16	43	1.8 1.4	253.5	168.5
224.	A16.5	154	152	2.1 1.8	20	18	44	1.8 1.6	252	196
225.	B17	154	150	2.5 2	18	16	49	2.3 1.8	300	225
226.	L17	154	150	2.5 1.9	20	17	44	2.3 1.7	292	206
227.	L17B	148	150	2.5 1.85	20	17	44	2.25 1.65	292	206
228.	M17	154	150	2.5 1.9	13	17	44	2.3 1.7	292	206
229.	M17-C	154	150	2.5 1.9	20	17	44	2.3 1.7	292	206
230.	MB17	154	152	2.8 2.1	20	16	50	2.6 1.9	340	239
231.	MH17	155	150	2.45 2.05	20	16	45.5	2.3 1.85	270	212
232.	RT17A	154	152	2.8 1.8	20	16	50	2.5 1.6	340	210
233.	RT17A-R	154	152	2.8 1.9	20	16	50	2.5 1.7	340	218
234.	ST17	156	150	2.45 2	18	16	44	2.25 1.8	265	200
235.	SN17A	152	152	2.95 1.85	22	14	50	2.6 1.65	335	195
236.	ST17.5	154	154	2.7 1.9	18	18	45.5	2.5 1.7	290	225
237.	C18	160	154	2.85 1.75	13	19	46	2.65 1.55	330	205
238.	FJ18	150	150	3.1 2.1	21	15	50	2.6 1.8	340	220
239.	M18	154	152	3 2.1	20	18	43	2.8 1.9	340	235
240.	MH18	154	152	3 2.2	16	16	54	2.8 2	350	235
241.	ST18	154	153	2.8 1.8	20	18.5	45	2.6 1.6	325	210
242.	SN18A	154	152	2.8 1.9	20	16	42.5	2.2 1.6	340	210
243.	RT18A	154	152	3 2.1	20	16	50	2.6 1.6	355	225
244.	KS18.5	158.5	152	2.8 2	15.5	16	50	2.6 1.8	351	238

序号 NO.	极板型号 Plate Model(Ah)	极板外形尺寸 Plate Dimensions (MM)							极板质量 Plate Weight (g)	
		板高	板宽	板厚	耳高	耳宽	肩宽	耳厚	正极	负极
		Plate Height	Plate Width	Plate Thickness	Tab Height	Tab Width	Shoulder Width	Tab Thickness	Positive Plate	Negative Plate
245.	ST18.5	150	150	2.8 1.9	18	14	6.5	2.5 1.7	330	210
246.	A20	154	154	3.2 2.3	19	18	45	3 2.1	380	260
247.	B20	154	154	3 2.1	19	18	45	2.8 1.9	360	250
248.	BSB20	225	121	2.85 1.85	18	14	28	2.7 1.7	370	226
249.	HW20	154	150	3.45 2.3	18	15	47.5	3 1.9	385	242
250.	SN20	154	150	2.55 1.8	20	16	41.5	2 1.6	290	195
251.	21	225	121	3 2.2	18	14	28	2.8 2	410	280
252.	D21	173	150	3.2 2.3	18	18	30	3 2.1	410	265
253.	D21B	173	150	3.3 2.4	18	18	44	3 2.1	425	290
254.	SN21	192	116	3.2 1.95	15	13	29	2.8 1.8	355	201
255.	H22	200	169	3 2	18	19	35	2.8 1.8	500	310
256.	K22	218	150	2.8 2	16	15	52	2.6 1.8	435	310
257.	C25	235	143	3.2 2	30	15	29	3 1.8	560	350
258.	C25B	235	143	3.1 1.95	30	15	29	3 1.8	555	355
259.	E25	245 250	149	3.3 2.4	33 28	16	50	3.1 2.2	600	420
260.	26	183	158	3.5 2.7	18	15	49	3.3 2.5	490	360
261.	S26	178	152	3.6 2.8	14	15	49	3.3 2.5	470	335
262.	27	220	150	3 2.2	20	15	45	2.8 2	490	340
263.	KS27	224.5	150	2.8 2	15.5	15	52	2.6 1.8	449	323
264.	RT28A	215	170	3 1.8	20	14	35	2.8 1.6	555	314
265.	D28	240	148	2.8 2	25	18	46	2.6 1.7	475	295
266.	ST28	220	167	2.9 1.95	18	14	33.5	2.7 1.65	535	350
267.	ST29	223 228	149 146	3.3 2.5	40 35	16	50	3 2.1	560	385
268.	MG30	235	167	2.95 2.05	20	18	35	2.8 1.8	555	377
269.	A31	225	170	3.2 2.2	18	16	34	2.8 2	600	405
270.	ST31	200	159	3.1 2	20	18	50	2.6 1.6	485	308
271.	PL32	245	162	3 2.2	20	15	45	2.8 2	590	410
272.	ST40	250	160	3.7 2.4	17	20	50	3.5 2.2	685	426

以上数据仅供参考 | The above data is for reference only



APPLICATION FIELDS  
应用领域

**Motorcycles & Trikes [摩托车 & 三轮摩托]**

Reliable power for smooth starts, ideal for urban and long-distance rides.  
稳定供电，启动迅速，适用于城市通勤及长途骑行。

**Jet Skis & Off-Road Motorcycles [摩托艇 & 越野摩托]**

Strong performance for water and rough terrains, built for endurance.  
强劲动力，耐用可靠，畅行水域与崎岖路况。



**PLATES FOR MOTORCYCLE  
STARTER BATTERIES**

摩托车启动电池极板

the Motorcycle Starter battery uses lead-calcium alloy plate technology for instant, powerful current release, designed for motorcycles, trikes, and jet skis. Durable, low self-discharge, and corrosion-resistant, it ensures quick starts and stable power. Ideal for commuting, long rides, cargo transport, and water adventures.

摩托车启动电池极板采用铅钙合金技术，瞬间释放强劲电流，专为两轮摩托、三轮摩托及摩托艇打造。高效耐用，低自放电，抗腐蚀更持久，确保启动迅速、动力稳定。无论是日常通勤、长途骑行、货运运输，还是水上驾驶，都能提供可靠电力支持，满足多种出行需求。

**PLATES FOR MOTORCYCLE STARTER BATTERIES**

摩托车启动电池极板

序号 NO.	极板型号 Plate Model(Ah)	极板外形尺寸 Plate Dimensions (MM)							极板质量 Plate Weight (g)	
		板高	板宽	板厚	耳高	耳宽	肩宽	耳厚	正极	负极
		Plate Height	Plate Width	Plate Thickness	Tab Height	Tab Width	Shoulder Width	Tab Thickness	Positive Plate	Negative Plate
1	E1.1	49	33	2.7	10	4	8	2.5	21	15
				1.9				1.7		
2	MT1.3	43	59	1.8	12	6	17.5	1.5	24	18
				1.4				1.2		
3	ZM1.3	43	58	1.8	11	6	17	1.4	22.5	15
				1.25				1.05		
4	GY1.4	62	54	1.55	12	6	14	1.3	28	21
				1.3				1.1		
5	SL1.4	62	54	1.55	11	6	15.5	1.3	28	21
				1.3				1.1		
6	ZM1.4	43	59	1.9	12	6	17.5	1.6	24.5	18.5
				1.5				1.2		
7	HM1.5	43	55	1.8	11	6	12	1.5	21	15.5
				1.4				1.1		
8	ZM1.5	62	58	1.6	12	6	17	1.3	29	20
				1.2				1.1		
9	GY1.6	75	47	1.5	12	6	13	1.3	27	23
				1.3				1.1		
10	GY1.6B	72	47	1.5	15	6	13	1.2	26.5	23.5
				1.4				1.1		
11	MH1.6	62	47	1.9	14	6	13.5	1.7	28	21
				1.6				1.4		
12	HM1.6	43	55	1.8	11	6	15.5	1.4	21	15
				1.4				1.2		
13	HM1.6C	43	57	1.65	11	5	17.5	1.05	20	13.5
				1.2				1.05		
14	HM1.6D	43	57	1.65	11	5	14	1.05	20	14
				1.2				1.05		
15	HM1.6E	43	55	1.65	11	5	16.5	1.05	19	13.5
				1.2				1.05		
16	TL1.6	62	50	1.7	12	6	14	1.2	26	20
				1.3				1.1		
17	MH1.7	50	73	1.7	12	8	18	1.5	35	27
				1.4				1.2		
18	ZT1.7	60	55	1.7	11	6	15	1.5	30	25
				1.4				1.2		
19	D1.8	66	56	1.8	12	8	14	1.6	35	30
				1.6				1.4		

序号 NO.	极板型号 Plate Model(Ah)	极板外形尺寸 Plate Dimensions (MM)							极板质量 Plate Weight (g)	
		板高	板宽	板厚	耳高	耳宽	肩宽	耳厚	正极	负极
		Plate Height	Plate Width	Plate Thickness	Tab Height	Tab Width	Shoulder Width	Tab Thickness	Positive Plate	Negative Plate
20	GY1.8	48	70	1.8	12	8	17	1.5	31	25
				1.45				1.2		
21	GY1.9	47	68	1.9	13	8	16	1.5	31	23
				1.35				1.15		
22	FQ1.9	52/53	66	1.5	12	8	15	1.3	29	21
				1.3				1.1		
23	MB2	57	75	1.7	15	8	22	1.5	39	32
				1.4				1.2		
24	MT2	57	75	1.7	12	8	15.5	1.5	39	32
		58		1.4				1.2		
25	M2.3	95	65	1.6	12	7.5	16	1.4	50	39
				1.3				1.1		
26	Y2.3	80	45	2.4	12	5	13	2.1	41	32
				1.8				1.5		
27	L2.3	80	45	2.2	12	5	13	1.9	39	30
				1.7				1.4		
28	L2.4	72	62	1.8	10	8	12	1.5	40	30
				1.5				1.2		
29	MH2.4	85	58	1.7	13	7.5	16	1.5	43	35
				1.4				1.2		
30	ZM2.4	75	58	1.8	12	6	17	1.6	40	24.5
				1.25				1.1		
31	HM2.8	81	56	1.9	14	8	12.5	1.5	43	29
				1.4				1.2		
32	G3B	80	76	1.8	12	7	22	1.6	55	46
				1.5	13			1.3		
33	HM3	81	58	1.8	14	8	13.5	1.5	43	31
				1.4				1.1		
34	M3.2A	88	66	1.85	14	7	15	1.55	53	42
				1.55				1.35		
35	C3.5	96	76	1.8	13	7	22	1.6	62	55
				1.5	14			1.3		
36	M3.5	108	66	1.6	14	6.5	16	1.4	59	46
				1.3				1.1		
37	TX4	106	76	1.9	12	8	22	1.6	77	56
				1.4				1.2		

以上数据仅供参考 | The above data is for reference only