

AHLS、AHLSL系列产品概览 AHLS、AHLSL Series Product Overview

多种外部挡块组合形式可选

A variety of external stopper combinations are available

提供多种外部挡块组合形式，方便不同工况下的选用
Provides a variety of external stopper combinations to facilitate selection under different working conditions

交叉滚柱导轨

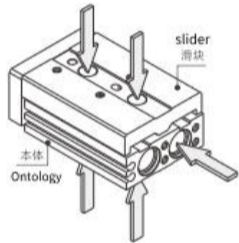
Cross Roller Guides

交叉滚柱导轨，具有高强度、高精度、治具高负载特性，拥有优良直线度及不回转精度
Cross roller guide rails have high strength, high precision, high load characteristics, excellent straightness and non-rotational accuracy

三方位固定气缸

Three-position fixed cylinder

滑块上方预留安装通孔，方便从上方固定本体；
本体底面及端面附安装螺孔；
且本体底面自带安装定位销孔；
可从3个方向安装固定气缸，使用方便；
A mounting hole is reserved above the slider to facilitate fixing the body from above;
The body has mounting screw holes on the bottom and end surfaces;
The body also has its own mounting locating pin hole on the bottom surface;
The cylinder can be fixed from three directions, which is convenient to use;



双活塞杆结构

Double piston rod structure

双活塞杆设计，可获双倍出力
Double piston rod design for double output

浮动接头设计

Floating joint design

采用浮动接头设计活塞杆不承受额外负载力矩
The floating joint design does not bear any additional load moment on the piston rod

二方位固定治具

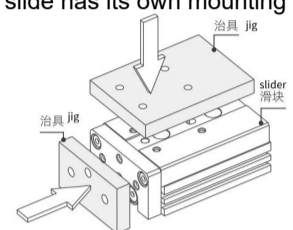
Two-direction fixture

滑台顶面与前侧面配有固定治具用安装螺孔

且滑块顶面自带安装定位销孔

The top and front sides of the slide are equipped with screw holes for fixing the fixture

The top surface of the slide has its own mounting locating pin hole



自带传感器安装沟槽

Comes with sensor mounting groove

本体侧面附带传感器安装沟槽

安装传感器方便

The side of the body is equipped with a sensor installation groove

Easy to install the sensor

多种缸径多行程可选

Various cylinder diameters and strokes are available

6、8、12、16、20、25等缸径可选

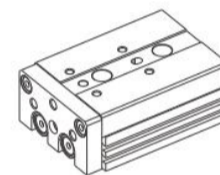
每种缸径分别对应多种规格行程，方便选用

6, 8, 12, 16, 20, 25 and other cylinder diameters are available;

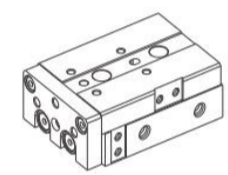
Each cylinder diameter corresponds to a variety of stroke specifications, which is convenient for selection

标准型与对称型可选

Standard and symmetrical types available



标准型: AHLS
Standard type: AHLS



对称型: AHLSL
Symmetrical type: AHLSL



成品订购码

Finished product ordering code

AHLS	20	×	30	S	AS	□
↓	↓		↓	↓	↓	↓
规格代号 Specification code	缸径 Cylinder diameter		行程 itinerary	磁石代号 Magnet code	外部挡块形式[注1] External stopper type[Note 1]	牙型代码[注2] Tooth type code[Note 2]
AHLS: 双轴型精密滑台气缸(滚柱型)(标准型) Double-axis precision slide cylinder (Roller Type) (standard type) AHLSL: 双轴型精密滑台气缸(滚柱型)(对称型) Double-axis precision slide cylinder (Roller Type) (symmetrical type)	6 8 12 16 20 25		详见行程列表 See itinerary list for details	S:附磁石 S: With magnet attached	空白: 无外部挡块(基本型) Blank: No external stopper (basic type)	空白: PT牙 G: G牙 T: NPT牙 Blank: PT thread G: G thread T: NPT thread
[注1]Φ6缸径无油压缓冲器型(即无B型、BS型、BF型)可选。 [注2]当接管口径为M5牙时，此项代码为空。					A:两端行程调整螺丝 A: Both ends travel adjustment screw	
					B:两端油压缓冲器 B: Oil pressure buffer at both ends	
					AS:前进端行程调整螺丝 AS: Forward end stroke adjustment screw	
					BS:前进油压缓冲器 BS: Forward hvdraulic buffer	
					AF:后退端行程调整螺丝 AF: Retract end stroke adjustment screw	
					BF:后退端油压缓冲器 BF: Reverse end hydraulic buffer	