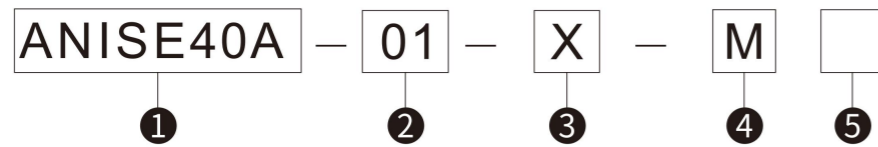


## 型号表示方法



### 1 压力范围

	记号	内容
正压用	ANISE40A	-0.1~1.000MPa
真空压用	ANZSE40A	0.0~-101.3KPa
混合压用	ANZSE40AF	-100.0~100KPa

### 2 配管规格

记号	内容
01	R1/8(带M5内螺纹)
N01	NPT1/8(带M5内螺纹)



### 3 输出规格

记号	内容
X	NPN集电极开路2输出(带复制功能)
Y	PNP集电极开路2输出(带复制功能)
R	NPN集电极开路2输出+模拟电压
T	PNP集电极开路2输出+模拟电压
S	NPN集电极开路2输出+模拟电流
V	PNP集电极开路2输出+模拟电流

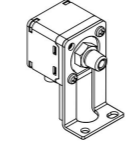
### 4 单位规格

记号	内容
无记号	带单位切换功能
M	固定单位 ※

※: 固定单位kPa,MPa

### 5 可选项

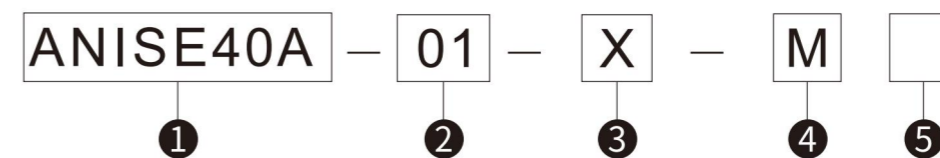
记号	内容
无记号	无
A	托架A



配管规格/托架及可选项零部件型号

名称	可选项1		配管规格	
	记号	零部件型号	01	N01
托架1	A	ZS-24-A	o	o
安装螺钉M3 x5L, M4x5L 各2个				

## Model designation method

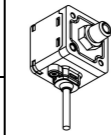


### 1 Pressure range

	Mark	Content
Positive pressure	ANISE40A	-0.1~1.000MPa
Vacuum pressure	ANZSE40A	0.0~-101.3KPa
Mixed pressure	ANZSE40AF	-100.0~100KPa

### 2 Piping specifications

Mark	Contents
01	R1/8 (with M5 internal thread)
N01	NPT1/8 (with M5 internal thread)



### 4 Unit Specifications

Marked	Contents
No mark	Features unit switching function
M	Fixed unit ※

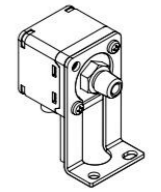
※: Fixed units: kPa, MPa

### 3 Output Specifications

Mark	Contents
X	NPN Open Collector 2-Output (with Copy Function)
Y	PNP Open Collector 2-Output (with Copy Function)
R	NPN Open Collector 2-Output + Analog Voltage
T	PNP Open Collector 2-Output + Analog Voltage
S	NPN Open Collector 2-Output + Analog Current
V	PNP Open Collector 2-Output + Analog Current

### 5 Optional

Mark	Content
No mark	None
A	Bracket A



Piping specifications/brackets and optional component models

Name	Option 1		Piping specifications	
	Mark	Component model	01	N01
Bracket 1	A	ZS-24-A	o	o
Two M3x5L and two M4x5L mounting screws				