



SHHAG

**FOCUS ON COMMERCIAL
REFRIGERATION GLASS DOORS**
QUALITY IS EVERYTHING WE DO

CONTACT US

- +86 153 1891 7616
- info@huajingglass.cn
- www.shhag.com
- Qingzhou, Shandong, China



COMPANY OVERVIEW

SHHAG Offers High-Quality And Reliable Cooler/Freezer Glass Doors And Accessories With Our Innovative Design And Advanced Technology. Our Expertise Enables Us To Apply Our Products To A Wide Variety Of Customers, Including Refrigeration Equipment Suppliers, Supermarkets, Wholesale Retailers, Convenience Stores And Cold Storage Warehouses.

We Can Take Oem And Customized Orders To Meet The Specific Needs Of Our Customers Around The World. All The Products Are Manufactured In Compliance With The Iso 9001:2008 Criteria And Also Certified By UL, ETL, DOE, CE, Rohs, SGS, Saso And CCC.

SHHAG Has Built A Reputation For Manufacturing Quality Products And Received The Satisfactions From Top Appliance Companies, Such As Haier, Carrier, Lotte, Epta, Panasonic, Frigrite, Sanyo, Etc. Our Products Have Been Exported To Many Countries Across Europe, North America, South America, Middle East And Southeast Asia.



CONTENT

CLASSIC GLASS DOOR AND FRAME	03
CLASSIC GLASS DOOR (CD-01/101PRO/CD-02)	
ENERGY SAVING GLASS DOOR AND FRAME (EM-01)	
SERVICE DOOR (SD-01) VIEWING WINDOW (SW-01)	
FRAMELESS GLASS DOOR	08
FRAMELESS GLASS DOOR (FD-01/FD-02/FD-06)	
GRAVITY RETURNS GLASS DOOR (FD-04)	
SLIDING GLASS DOOR	12
SLIDING GLASS DOOR (SL-D01)	
OUTSIDE MOUNT GLASS DOOR	13
OUTSIDE MOUNT GLASS DOOR (OD-B01 OD-B05)	
ALUMINUM VINYL HYBRIDGLASS DOOR (AP-02) PVC GLASS DOOR (PVCD-01)	
ASSEMBLED CURVED FRAMELESS DOOR (RD-01)	
ADVERTISING GLASS DOOR	17
LED LOGO GLASS DOOR (AD-L01) TLCD GLASS DOOR (AD-T01)	
GLASSES	20
INSULATED GLASS (IG-01) TEMPERED GLASS (CG-01)	
OTHER PARTS	21
SHELVING (AS-01) INTELLIGENT TEMPERATURE CONTROL SYSTEM	
COMMERCIAL COLD ROOM	23
WALK-IN COLD ROOM (CR-01)	
SUPERMARKET RETROFT GLASS DOOR	25
VERTICAL CABINET RETROFIT (SR-01) DEEP CHEST FREEZER RETROFIT (SR-02)	
COMPANY STRENGTH	27
PACKAGING AND DELIVERY SERVICES & FACTORY AREA & DEVELOPMENT COURSE	

CLASSIC GLASS DOOR AND FRAME

CD-01 STANDARD

Standard features

- 2-pane heated glass with argon gas(cooler)
- 3-pane heated glass with argon gas(freezer)
- Aluminum alloy heated door frame and frame
- Full length handle
- 26mm wide flange
- Type magnetic gasket
- Door hold-open and self-close
- LED light

Optional features

- Reversible door swing
- Customized logo
- Color: Black, silver
- LED light switch
- Lock






101 PRO

Features

- 3-pane non-heated glass with argon gas(cooler)
- 3-pane heated glass with argon gas(freezer)
- Aluminum alloy heated door frame and frame
- Heavier frame and center mullion profile than standard
- Full length handle
- 32mm wide flange
- Type magnetic gasket
- Door hold-open and self-close
- New hinge system
- LED light

Optional features

- Reversible door swing
- Customized logo
- Color: Black, silver
- LED light switch
- Lock



CLASSIC GLASS DOOR AND FRAME

CD-02

Standard features

- 2-pane heated glass with argon gas(cooler)
- 3-pane heated glass with argon gas(freezer)
- Aluminum alloy heated door frame and frame
- Slim-handle
- 26mm wide flange
- Type magnetic gasket
- Door hold-open and self-close
- Led light

Optional features

- Reversible door swing
- Customized logo
- Color: Black, silver
- Led light switch
- Lock



ENERGY SAVING GLASS DOOR AND FRAME


EM-01

Standard features

- 3-pane non-heated glass with argon gas(cooler)
- 3-pane heated glass with argon gas(freezer)
- Non-heated door frame and frame(cooler)
- Heated door frame and frame(freezer)
- Fiberglass composite material door frame and frame
- Slim handle
- 26mm wide flange
- Type magnetic gasket
- Door hold-open and self-close
- New hinge system
- At least 40% energy saving than standard and pro led light
- Led light

Optional features

- Reversible door swing
- Customized logo
- Color: Black, silver
- Led light switch
- Lock



CLASSIC GLASS DOOR AND FRAME

SD-01 SERVICE /BEER CAVE DOOR

Service door standard features

- Double tempered glass with argon gas
- Heating option available
- Aluminum alloy profile frame
- Exclusive design hinge system
- Hold- open and door stop
- Magnetic door gasket seal
- T-8 led lighting
- Sealing strips
- Diamond tread kick plate and push bar
- Flat aluminum plate at the bottom

Optional features

- Frame color: Black, silver
- Customized logo

Size

- 36" x 80"
- Custom sizes available



SW-01 VIEWING WINDOW

Viewing window door standard features

- Double tempered glass with argon gas(cooler)
- Triple tempered glass with argon gas(freezer)
- Heated glass technology

Optional features

- Frame color: Black, silver
- Telescopic design to adjust for wall thickness
- Custom sizes available



FRAMELESS GLASS DOOR

FD-01 ACRYLIC FRAMELESS GLASS DOOR

Features

- Double tempered glass with argon gas
- Silk screen border
- Acrylic spacer for more visibility
- Slim handle
- Self closing hinge system
- Sealing strips
- Magnetic frame gasket

Options

- Color: Black/silver color
- Custom sizes and logo available
- Heated glass

Application

- Multideck display refrigerator/reach-in cases



FRAMELESS GLASS DOOR

FD-02

■ Features

Double tempered glass with argon gas(cooler)
Triple tempered glass with argon gas(freezer)
Heated glass and frame
Silk screen border
Self closing hinge system
Automatic hold open
Magnetic door gasket
LED lighting

■ Options

Frame color: Black/silver
Silk screen border color: Black/ gray
Handle: Full length handle/slim handle
Door lock
Reversible door swing
Temperature sensor for energy saving

■ Application

Walk-in cooler/freezer
Reach-in cases



FRAMELESS GLASS DOOR

FD-04 SELF-CLOSING GLASS DOOR

■ Features



Double tempered glass with argon gas
Non-heated aluminum frame door
Slim handle
Limit block

■ Options

Self closing system
Heated door rail
Custom sizes available

■ Application

Multideck display refrigerator/reach-in cases
Convenience store beverage cabinet



FRAMELESS GLASS DOOR

FD-06

■ Features

Double tempered glass with argon gas (cooler)
Triple tempered glass with argon gas (freezer)
Heated glass technology
Aluminum alloy door frame
Exclusive hinge system design
Top and bottom brackets
Magnetic door gasket seal
Easy Installation

■ Options

Silk screen border
Cylinder lock add-on
Custom sizes and logo available
Handle: Slim handle or full length handle
Frame color: Black, silver
Silk screen border

■ Application

Beverage cooler
Beer and liquor cabinet



SLIDING GLASS DOOR

SL-D01

■ Features




Double tempered glass with argon gas
Non-heated aluminum frame door
Slim handle
Limit block

■ Options

Self closing system
Heated door rail
Custom sizes available

■ Application

Multideck display refrigerator/reach-in cases
Convenience store beverage cabinet



OUTSIDE MOUNT GLASS DOOR

OD-B01

■ Features

Double tempered glass with argon gas (cooler)
 Triple tempered glass with argon gas (freezer)
 Heated glass technology
 Aluminum alloy door frame
 Exclusive hinge system design
 Top and bottom brackets
 Magnetic door gasket seal
 Easy Installation

■ Options

Frame color:Black, silver
 Handle: Slim handle or full length handle
 Cylinder lock add-on
 Custom sizes and logo available

■ Application

Beverage cooler
 Beer and liquor cabinet



Hinge A



Hinge B



Hinge C



OD-B05 403 SERIES

■ Features

Double tempered glass with argon gas (cooler)
 Triple tempered glass with argon gas (freezer)
 Heated glass technology
 Aluminum alloy door frame
 Exclusive hinge system design
 Top and bottom brackets
 Magnetic door gasket seal
 Easy Installation

■ Options

Frame color:Black, silver
 Handle: Slim handle or full length handle
 Cylinder lock add-on
 Custom sizes and logo available

■ Application

Beverage cooler
 Beer and liquor cabinet



OUTSIDE MOUNT GLASS DOOR

AP-02 ALUMINUM VINYL HYBRID GLASS DOOR

■ Features


Double tempered glass with argon gas
Triple tempered glass with argon gas
Aluminum alloy door frame
Glossy surface treatment
Exclusive hinge system design
Top and bottom brackets
Magnetic door gasket
Easy installation

■ Options

Door frame color: Black, Silver
Handle: Slim handle or inside handle
Cylinder lock add-on
Custom sizes and logo available

■ Application

Beverage cooler
Beer and liquor cabinet



PVCD-01 PVC GLASS DOOR

■ Features

Double tempered glass with argon gas
Triple tempered glass with argon gas
PVC alloy door frame
Exclusive hinge system design
Top and bottom brackets
Magnetic door gasket
Easy installation

■ Options

Door frame color: Black, Silver
Handle: Slim handle or inside handle
Cylinder lock add-on
Custom sizes and logo available

■ Application

Beverage cooler
Beer and liquor cabinet



PVC EXTRUSION PRODUCTION LINE

OUTSIDE MOUNT GLASS DOOR

RD-01 ASSEMBLED CURVED FRAMELESS DOOR

Features

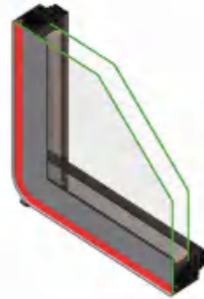
- Double tempered glass with argon gas (cooler)
- Triple tempered glass with argon gas (freezer)
- Curved aluminum frame
- Silk screen border
- Self closing hinge system
- Magnetic door gasket
- Top and bottom brackets

Options

- LED lighting
- Custom sizes and logo available
- Handle: Inside handle/external handle
- Silk screen border color: Black/Red/Blue/Orange/Green/customized

Application

- Beverage cooler
- Beer and liquor cabinet



TOP HINGE



BOTTOM HINGE



GASKET



WHITE LED LIGHT



INSIDE HANDLE



EXTERNAL HANDLE



ADVERTISING GLASS DOOR

AD-L01 LED LOGO GLASS DOOR

Features



- Customized logo
- Triple insulating glass (double tempered glass+1 pane acrylic panel)
- LED strip inside glass
- Aluminum alloy door frame

Options

- Heating option available
- Customized led strip color
- Custom sizes available
- Pvc profile door frame

Application

- Beverage cooler
- Beer and liquor cabinet



ADVERTISING GLASS DOOR

AD-T01 TLCD GLASS DOOR

■ Features

- Triple tempered glass with LED strip inside
- Black color silkscreen border
- Aluminum alloy door frame
- Self closing hinge system
- Hold open and doorstop
- Magnetic door gasket seal
- Full length handle
- Hdmi/vga/usb/sd Car

■ Options

- Cooler or freezer
- Frame color: Black, silver
- Touch function
- Wifi connection
- PC version media box
- Customized size

■ Application

- Convenience store
- Vending machine



Remote control



loudspeaker



Intelligent component

SCREEN SIZE (INCH)	VIDEO PLAYING AREA SIZE (WXH MM)	MINIMUM GLASS DOOR SIZE (WXH MM)
15	194 x 344	362 x 543
22	298 x 475	463 x 675
32	391 x 697	560 x 908
37	460 x 819	632 x 1031
42	524 x 931	693 x 1152
46	574 x 1018	734 x 1225
50	617 x 1096	744 x 1294

GLASSES



IG-01 INSULATED GLASS

■ Features

- 3.2mm/4mm tempered glass
- Aluminum space thickness(mm)
- 4A15.5A16A17A18A8.5A/9A110.5A111.5A114.5A18A/19A121A
- Sufficient ECO-Friendly desiccant in the aluminum spacer(90%+)
- Argon gas filled to prevent fog
- Customized silkscreen logo

■ Options

- Low-e coated tempered glass or normal tempered glass
- Double / triple hollow
- Customized size (length, width & thickness)




CG-01 TEMPERED GLASS

■ Features:

- Flat/Curved tempered glass (thickness > 3.2mm)
- Curved tempered glass radius: 800-5000mm
- Complies with international standards

■ Options:

- Clear glass/ultra clear glass/low-e coated glass
- Edge polish/chamfer/Hole drilling
- Customized size & silk screen logo
- Irregular shaped glass available



OTHER PARTS

AS-01 SHELVING

Features

Carbon steel material
PE surface coating for post
Plastic surface dipping for wire mesh shelf
weight capacity: 160kg/Layer

Options

Color: Black/White
Price tag, bracket, stabilizer bar
Gravity roller plate

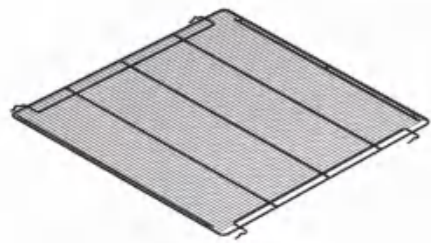
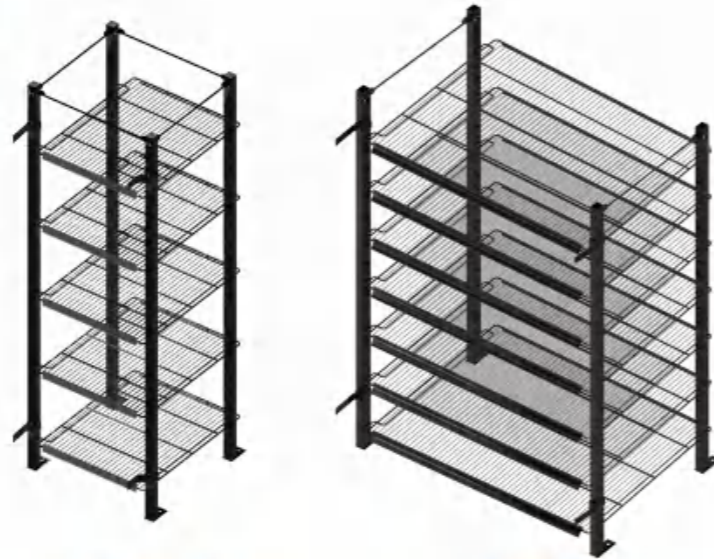
Applications

Walk-in cooler & freezer in supermarket
Display refrigerator


Sizes

TP	A	B	C
Width	24"	30"	30"
Depth	27"	27"	36"

Custom sizes available



SHELVES



GRAVITY FLOW SHELVES

INTELLIGENT TEMPERATURE CONTROL SYSTEM



REMOTE CONTROL



REAL-TIME OPERATION



SMART INTEGRATION



PATENTED ALGORITHM



IOT CLOUD



QUICK TO IMPLEMENT

BASIC PARAMETERS

POWER SUPPLY	TEMP RANGE	ACCURACY	AMBIENT TEMP	RELATIVE HUMIDITY
AC12V	-45 ~ 99°C (-49 ~ 210 ℉)	± 1°C (± 2℉)	-10 ~ 60°C (14 ~ 140 ℉)	20% ~ 90%
OVERALL DIMENSIONS			SCREEN SIZE	
L217MM*W150MM*D21MM			L131MM*W76MM	
INPUT SIGNAL			OUTPUT CONTROL	
Environment temperature and humidity probe x1 Door ntc temperature probe*1 10 sets of door switch signals			Lighting: Normally on 30a/250vac Two heating signals: 0~10vdc.	

COMMERCIAL COLD ROOM

CR-01 WALK-IN COLD ROOM

Features


- Thickness: 50mm-200mm pu&pir for cooler/freezer
- Cam-lock or plug-in splice method
- With display glass door & shelving system

Options

- Custom sizes available
- Refrigeration units
- Heated foaming swing entry door

Applications

- Supermarket /convenience store
- pharmaceutical products Storage



Comprehensive Overview			
Product	Walk in cooler, display cold room	Application	Supermarket/Hotel/Bar/Food/Medical treatment etc
Panel Size	Customized	Applicable Temperature Range	-75~+10℃
Applicable Voltage	110v,220v,380V	Power	Customized according to cold room area
Certificate	CE,ISO9001,CB,GS,ROHS	Warranty	2 years
Cold Room Door	Heated cooler&freezer glass door	Cold Room Panel	Polyurethane Sandwich Panel
PU Panel Specifications			
Metal Layer Specification	0.4/0.5/0.6/0.8mm	Panel Width	Customized
Metal Layer Material	Color steel/stainless steel/Embossed Aluminum etc	Panel Color	Regular gray white(can be customized)
PU Density	40 ± 2kg/m³	Panel Thickness	75mm, 100mm, 120mm, 150mm
Bonding Strength	33MPa	Heat Transfer Coefficient	0.024W/m² · k
Fire Rating	B2	Connection Method	Plug in / cam lock
Base Plate Thickness Applicable Temperature Range			
High Temperature 0~(+5)℃	75mm	Medium Temperature (-5)~(+10)℃	75mm/100mm
Low Temperature (-18)~(-30)℃	100mm/120mm/150mm	Ultra Low Temperature (-75)℃ or above	150mm

SUPERMARKET RETROFT GLASS DOOR

SR-01

◆ VERTICAL CABINET RETROFIT

■ Features:

- Flexible for various of showcases
- Heated glass and frame technology
- Double tempered glass
- Hold open and door stop
- Magnetic door gasket for tight seal
- LED lighting
- Full length handle
- Easy installation
- Self closing hinge system

■ Options:

- Customized size and logo

■ Application:

- Old or second-hand medium temperature multi-desk showcase



SR-02

◆ DEEP CHEST FREEZER RETROFIT

■ Features:

- 4mm Low-E glass
- Eco-friendly food grade
- PVC profile & ABS corner
- Collision bars
- ABS profile
- Anti-fog & Anti-dew

■ Options:

- Frame color: grey or blue
- Tempered glass: flat or curved
- Sliding direction: up-down or left-right
- Custom sizes available


■ Application:

- Supermarket deep chest freezer



COMPANY STRENGTH

◆ PROFESSIONAL PACKAGING AND DELIVERY SERVICES



◆ FACTORY AREA



