




















 <b>AS-EL</b> Earthing lug 34*34mm Material: SUS304	 <b>AS-EL-01</b> Earthing lug 25*23mm Material: SUS304	 <b>AS-EL-02</b> Earthing lug 60*40mm Material: SUS304
 <b>AS-EL-03</b> Earthing lug 56*35mm Material: SUS304	 <b>AS-EL-04</b> Earthing lug 56*40mm Material: SUS304	 <b>AS-EL-05</b> Earthing lug 46*35mm Material: SUS304
 <b>AS-EL-06</b> Earthing lug 45*30mm Material: SUS304	 <b>AS-EL-07</b> Earthing lug 35*45mm Material: SUS304	 <b>AS-EL-08</b> Earthing lug 44*8.2*0.3 Material: SUS304
 <b>AS-EL-09</b> Earthing lug 65*30, 40*5(inter) mm Material: SUS304	 <b>AS-EL-10</b> Earthing lug 65*30, 5*25(inter) mm Material: SUS304	 <b>AS-EL-11</b> Earthing lug 50*40mm Material: SUS304
 <b>AS-EL-12</b> Earthing lug 50*25mm Material: SUS304	 <b>AS-EL-13</b> Earthing lug 30*30mm Material: SUS304	 <b>AS-EL-14</b> Earthing lug 55*40mm Material: SUS304
 <b>AS-EL-15</b> Earthing lug 50*30mm Material: SUS304	 <b>AS-EL-16</b> Earthing lug 37.2*20mm Material: SUS304	 <b>AS-EL-17</b> Earthing lug 40*40.6*5.75mm Material: SUS304
 <b>AS-EL-18</b> Earthing lug 54*37mm Material: SUS304	 <b>AS-EL-19</b> Earthing lug 30*20mm Material: SUS304	 <b>AS-EL-20</b> Earthing lug 35*20mm Material: SUS304
 <b>AS-EL-21</b> Earthing lug 25*23mm Material: SUS304	 <b>AS-EL-22</b> Earthing lug 30*40mm Material: SUS304	

### CABLE CLIP

#### • Fixing PV cable on the panel

 <b>AS-CL-01</b> Cable clip L18*W10*H21mm Material: SUS304 Application: install on panels	 <b>AS-CL-02</b> Cable clip L10*W11*H18mm Material: SUS304 Application: install on panels	 <b>AS-CL-02B</b> Cable clip L25*W12.7*H13mm Material: SUS304 Application: install on panels
 <b>AS-CL-03</b> Cable clip L18*W8*H31mm Material: SUS304 Application: install on panels	 <b>AS-CL-07</b> Cable clip L15*W22.8*H28mm Material: PA Application: fix on the aluminum rail for collection of cable	

### ADJUSTABLE TILT KITS

 <b>AS-AFL-01</b> Adjustable front leg Base size: L125*W39mm Material: aluminum 6005-T5 EPDM 1pcs Self-tapping screw M6.3*80mm screw 2pcs / Anchor bolt M12*100 Application: concrete roof, tin roof	 <b>AS-ABL-01</b> Adjustable rear leg Tube H: 250mm (10-15°), 392mm(15-30°), 680mm(30-45°) Material: aluminum 6005-T5 EPDM 1pcs Self-tapping screw M6.3*80mm screw 2pcs / Anchor bolt M12*100 Application: concrete roof, tin roof
 <b>AS-AFL-02</b> Adjustable front leg Base size: L115*W39mm Material: aluminum 6005-T5 EPDM 1pcs Self-tapping screw M6.3*80mm screw 2pcs / Anchor bolt M12*100 Application: concrete roof, tin roof	 <b>AS-ABL-02</b> Adjustable rear leg Tube H: 250mm (10-15°), 392mm(15-30°), 680mm(30-45°) Material: aluminum 6005-T5 EPDM 1pcs Self-tapping screw M6.3*80mm screw 2pcs / Anchor bolt M12*100 Application: concrete roof, tin roof



**AS-AFL-02-H108**  
**Fixed front leg**  
 Base size: L115\*W39\*H108mm  
 Material: aluminum 6005-T5  
 EPDM 1pcs  
 Self-tapping screw M6.3\*80mm  
 screw 2pcs / Anchor bolt M12\*100  
 Application: concrete roof, tin roof



**AS-ABL-02**  
**Adjustable rear leg**  
 Tube H: 250mm (10-15°), 392mm(15-30°),  
 680mm(30-45°)  
 Material: aluminum 6005-T5  
 EPDM 1pcs  
 Self-tapping screw M6.3\*80mm screw  
 2pcs / Anchor bolt M12\*100  
 Application: concrete roof, tin roof



**AS-ABL-01-D**  
**Fixed leg**  
 Customized angle  
 Material: aluminum 6005-T5  
 EPDM 1pcs  
 Self-tapping screw M6.3\*80mm screw 2pcs  
 / Anchor bolt M12\*100  
 Application: concrete roof, tin roof



**AS-ABL-02-D**  
**Fixed leg**  
 Customized angle  
 Material: aluminum 6005-T5  
 EPDM 1pcs  
 M6.3\*80mm screw 2pcs / Anchor bolt M12\*100  
 Application: concrete roof, tin roof



**AS-ABL-04**  
**Fixed leg**  
 Customized angle  
 Material: aluminum 6005-T5  
 EPDM 1pcs  
 Self-tapping screw M6.3\*80mm screw 2pcs  
 / Anchor bolt M6\*50  
 Application: concrete roof, tin roof



**AS-AFL-03**  
**Front leg**  
 L=75mm  
 Material:  
 aluminum 6005-T5  
 Application:  
 flat roof, tin roof



**AS-ABL-03-D10**  
**Fixed 10° Rear leg**  
 L=75mm  
 Material:  
 aluminum 6005-T5  
 Application:  
 flat roof, tin roof



**AS-ABL-03-10EW**  
**Fixed 10° Rear leg**  
 L=75mm  
 Material:  
 aluminum 6005-T5  
 Application:  
 flat roof, tin roof



**AS-A-A160**  
**Front leg**  
 L=75mm  
 Material: aluminum 6005-T5  
 Application:  
 flat roof, tin roof



**AS-ABL-03-D15**  
**Fixed 15° Rear leg**  
 L=75mm  
 Material: aluminum 6005-T5  
 Application:  
 flat roof, tin roof



**AS-ABL-03-D20**  
**Fixed 20° Rear leg**  
 L=75mm  
 Material: aluminum 6005-T5  
 Application:  
 flat roof, tin roof



**AS-AFL-A01**  
**Fixed front leg**  
 Base size: L105\*W59\*H40mm  
 Material: aluminum 6005-T5  
 EPDM 1pcs  
 Self-tapping screw M6.3\*80mm  
 screw 2pcs / Anchor bolt M12\*100  
 Application: concrete roof, tin roof



**AS-ABL-A01**  
**Fixed leg**  
 Customized angle  
 Material: aluminum 6005-T5  
 EPDM 1pcs  
 M6.3\*80mm screw 2pcs /  
 Anchor bolt M12\*100  
 Application: concrete roof, tin roof

### TRIANGLE KIT AND ACCESSORIES



**AS-ATK-01**  
**Adjustable triangle kit**  
 (Angle bar)  
 10-15°, 15-30°, 30-60°  
 Material: Alu 6005-T5  
 Application:  
 flat roof, tin roof



**AS-FTK-01**  
**Fixed triangle kit**  
 (Angle bar)  
 Customized angle  
 Material: Alu 6005-T5  
 Application:  
 flat roof, tin roof



**AS-LC-01**  
 40mm L connector  
 L40\*W49\*H49\*T5.5mm  
 Material: Alu 6005-T5  
 Allen bolt M8\*25 2pcs  
 Application:  
 flat roof, pole mount



**AS-ATK-03**  
**Adjustable triangle kit**  
 (U beam shape)  
 10-15°, 15-30°, 30-60°  
 Material: Alu 6005-T5  
 Application: flat roof, tin roof



**AS-FTK-03**  
**Fixed triangle kit**  
 (U beam shape)  
 Customized angle  
 Material: Alu 6005-T5  
 Application: flat roof, tin roof



**AS-LC-01-D**  
 40mm L connector  
 L40\*W49\*H49\*T5.5mm  
 Material: Alu 6005-T5  
 Allen bolt M8\*25 2pcs  
 Application: flat roof



**AS-ATK-05**  
**Adjustable triangle kit**  
 Material:  
 Alu 6005-T5,  
 SUS304



**AS-FTK-03-B**  
**Bracing**  
 Material:  
 anodized alu 6005-T5  
 Reinforcing the triangle kit  
 M6.3\*50 self-drilling bolt



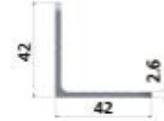
**AS-AB-B**  
**Angle bar**  
 W42\*H42\*T2.6mm  
 Material: Alu 6005-T5  
 Application:  
 flat roof, tin roof



**AS-A-A162**  
 L30X30X2.5  
 W30\*H30\*T2.5mm  
 Material:  
 aluminum 6005-T5



**AS-LC-02**  
 L40X40X5  
 W40\*H40\*T5mm  
 Material:  
 aluminum 6005-T5



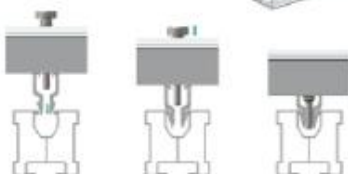

**AS-AB-B**  
 L42X42X2.6  
 W42\*H42\*T2.6mm  
 Material:  
 aluminum 6005-T5

## SR SERIES RAIL SYSTEM

### Design Features

- Square profile and rectangular profile to suite your installation way.
- Adjustable, quicker and easier installation for solar clamps.

### • Square profile



Position → Click → Fasten

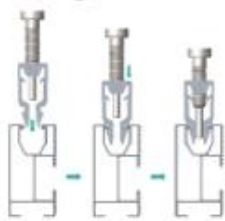


Tile roof: 12# SUS304 roof hook fixing with Square profile



Tin roof: 9# SUS304 plate+hanger bolt fixing with Square profile

### • Rectangular profile



Position → Click → Fasten



Tile roof: 1# SUS304 roof hook fixing with rectangular profile



Tin roof: L feet fixing with rectangular profile

### • Square profile



### • Rectangular profile



### • Rail splice



### • Clamps



### • Other components



## ALUMINUM PROFILE AND ACCESSORIES

### • Aluminum profile - D nut series



**AS-DR-01A**  
D rail 01A#  
W32.30\*H59.45mm  
Material:  
aluminum 6005-T5



**AS-DR-01B**  
D rail 01B#  
W31.70\*H53.75mm  
Material:  
aluminum 6005-T5



**AS-DR-03**  
D rail 03#  
W31.70\*H46.70mm  
Material:  
aluminum 6005-T5



**AS-DR-04**  
D rail 04#  
W28.5\*H44mm  
Material:  
aluminum 6005-T5



**AS-DR-07**  
Mini rail  
L400\*W80\*H20mm  
Material:  
aluminum 6005-T5



**AS-DR-07B**  
Mini rail  
W27.9\*H20.5,  
customized length  
Material:  
aluminum 6005-T5



**AS-DR-07C**  
Mini rail  
W70\*H100,  
customized length  
Material:  
aluminum 6005-T5



**AS-DR-07E**  
Mini rail  
W80\*H100,  
customized length  
Material:  
aluminum 6005-T5



**AS-DR-08**  
D rail 08#  
W29\*H45,  
customized length  
Material:  
aluminum 6005-T5



**AS-DR-15**  
D rail 15#  
W30\*H53mm,  
customized length  
Material:  
aluminum 6005-T5



**AS-A-DR12**  
D rail 12#  
L385\*W70\*H30mm,  
customized length  
Material:  
aluminum 6005-T5



**AS-DRS-01**  
1# D rail splice  
L150\*W23.6\*H8mm  
Material: aluminum 6005-T5  
Allen bolt M8\*20mm 2pcs  
Application: AS-DR-01A/01B/03#



**AS-DRS-02**  
2# D rail splice  
L150\*W17.9\*H30mm  
Material: aluminum 6005-T5  
Rivet 1pcs  
Application: AS-DR-01A/01B

### • Aluminum rail - XR nut series



**AS-XR-01**  
XR rail 01#  
W32.3\*H59.5mm  
Material:  
aluminum 6005-T5



**AS-XR-02**  
XR rail 02#  
W27.3\*H50mm  
Material:  
aluminum 6005-T5



**AS-XR-03**  
XR rail 03#  
W27.3\*H50mm  
Material: aluminum 6005-T5  
Self-drilling bolt M6.3\*25, 4pcs  
Application: AS-GR-05



**AS-XRS-01**  
XR rail splice  
L150\*W22.1\*H8.5mm  
Material: aluminum 6005-T5  
Allen bolt M8\*20mm 2pcs  
Application: AS-XR-01/02/06#

### • Aluminum rail - G nut series



**AS-GR-01**  
G rail 01#  
W39.5\*H39.5mm  
Material:  
aluminum 6005-T5



**AS-GR-05**  
G rail 05#  
W39.5\*H39.5mm  
Material:  
aluminum 6005-T5



**AS-A-A054**  
G rail 05# rail splice  
L120\*W44.4\*H31mm  
Material: aluminum 6005-T5  
Self-drilling bolt M6.3\*25, 4pcs  
Application: AS-GR-05

### • Aluminum profile - T bolt series



**AS-R-09H**  
Rail 9#  
W30.68\*H46.10mm  
Material:  
aluminum 6005-T5



**AS-R-09B**  
Rail 9B#  
W30.68\*H46.10mm  
Material:  
aluminum 6005-T5



**AS-RS-09**  
Rail 9# splice  
L150\*W9\*H42.4mm  
Material: aluminum 6005-T5  
Socket set screw: M8\*10mm 2pcs  
Application: AS-R-09



**AS-R-15**  
Mini rail  
L130\*W39.00\*H20.00mm,  
customized length  
Material:  
aluminum 6005-T5  
130mm rubber pad  
Self-tapping screw M6.3\*25, 2pcs



**AS-R-15C**  
Mini rail  
L100\*W39\*H24mm,  
customized length  
Material:  
aluminum 6005-T5  
100mm rubber pad  
Self-tapping screw M6.3\*25, 2pcs



**AS-A-DR12**  
D rail 12#  
L385\*W70\*H30mm,  
customized length  
Material:  
aluminum 6005-T5

### AS-A-R25



Mini rail  
L385\*W70.00\*H35.00mm,  
customized length  
Material: aluminum 6005-T5  
90mm rubber pad  
Self-tapping screw M6.3\*25, 4pcs

### Aluminum profile - n module series



### AS-R-15



Mini rail  
L130\*W39.00\*H20.00mm,  
customized length  
Material:  
aluminum 6005-T5  
130mm rubber pad  
Self-tapping screw M6.3\*25, 2pcs

### AS-CR-01



C rail 01#  
W31\*H50mm  
Material:  
aluminum 6005-T5

### AS-CRS-01



C rail 01# splice  
L=150mm  
Material: aluminum 6005-T5  
Rivet 1pcs  
Application:  
aluminum rail-G nut series

### AS-A-R25



Mini rail  
L385\*W70.00\*H35.00mm,  
customized length  
Material: aluminum 6005-T5  
90mm rubber pad  
Self-tapping screw M6.3\*25, 4pcs

### Aluminum profile - Square nut



### AS-A-R26



Mini Rail 26#  
L100\*W35.60\*H25.00mm,  
customized length  
Material: aluminum 6005-T5

## SCREW AND BOLT



### AS-BB-10-70

Anchor bolt  
Spec.: M6\*50, M10\*70,  
M10\*90, M12\*100  
Material: SUS 304



### AS-HB-10-200

Hanger bolt  
Spec.: M10\*200, M10\*250,  
M10\*300  
Material: SUS304



### AS-SDB-5.5-L

Self Drilling Bolt  
Spec.: M5.5\*25  
Material:  
SUS410



### AS-SDB-6.3-50

Self-drilling bolt  
M6.3\*50  
Material: SUS 304



### AS-SDB-6.3-L

Self Drilling Bolt  
Spec.: M6.3\*25, M6.3\*75  
Material: SUS410



### AS-STB-6.3-L

Cutting thread selfing tapping screw  
Spec.: M6.3\*25, M6.3\*80, M6.3\*100  
Material: Steel 1022A



### AS-SAB-8-30-STN

M8\*30 bolt set with steel nut and  
plastic cup  
Allen bolt M8\*30, 35.3x20x4mm  
Material: SUS304 / STEEL Q235 T nut,  
plastic cup

## ALUMINUM ACCESSORIES



### AS-YK04

Rail Clip  
L35\*W32\*H37mm  
Material: aluminum 6005-T5  
Allen bolt M8\*25



### AS-YK05

Rail Clip  
L35\*W35.5\*H35mm  
Material: aluminum 6005-T5  
Allen bolt M8\*25

## STEEL ACCESSORIES



### AS-Z-A023

Ballasted bracket  
344\*300\*1mm,  
customized  
Material: SUS304



### AS-Z-A028


Ballasted bracket  
387.8\*200\*1mm,  
customized  
Material: SUS304



### AS-Z-A001

Tripod Triangle bracket  
L150\*W48\*H65mm  
Material: ZM steel  
Allen bolt: M10\*30mm 2pcs  
Hexagon bolt M10\*70mm 1pcs  
SUS304 / STEEL Q235 T nut + plastic cup

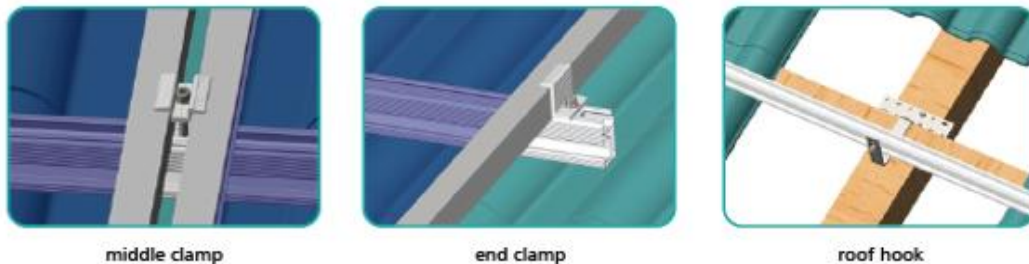
- **Design Features**  
D nut design: faster installation which saves your labor cost.  
Rails are pre-cut in customized length, clamps and hooks are pre-assembled.



- **Surface treatment:**  
10um thk. Anodized aluminum, stainless steel 304 bolts and nuts.
- **Design Strength:**  
D series rail: different rail design suited for different range of wind load and snow load.
- **Certification:**  
Australia AS/NZS 1170.2-Wind load report; SGS report-Chemical&Physical test.



Rail splice: 2 kinds of rail splice for option



middle clamp

end clamp

roof hook

- **Aluminum rail - D nut series(T bolt/XR/SR series is alternative)**



**AS-DR-01A**  
D rail 01A#  
W32.30\*H59.45mm  
Material: aluminum 6005-T5



**AS-DR-01B**  
D rail 01B#  
W31.70\*H53.75mm  
Material: aluminum 6005-T5



**AS-DR-03**  
D rail 03#  
W31.70\*H46.70mm  
Material: aluminum 6005-T5



**AS-DR-04**  
D rail 04#  
W28.5\*H44mm  
Material: aluminum 6005-T5

- **Rail splice**



**AS-DRS-01**  
1# D rail splice  
L150\*W23.6\*H8mm  
Material: aluminum 6005-T5  
Allen bolt M8\*20mm 2pcs  
Application: AS-DR-01A/01B/03#

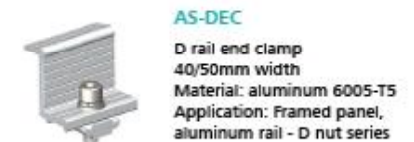


**AS-DRS-02**  
2# D rail splice  
L150\*W17.9\*H30mm  
Material: aluminum 6005-T5  
Rivet 1pcs  
Application: AS-DR-01A/01B

- **Components**



**AS-DMC**  
D rail mid clamp  
40/50mm width  
Material: aluminum 6005-T5  
Application: Framed panel, aluminum rail - D nut series



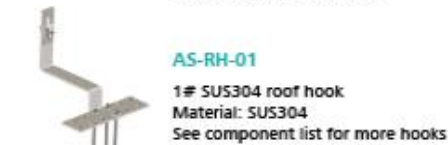
**AS-DEC**  
D rail end clamp  
40/50mm width  
Material: aluminum 6005-T5  
Application: Framed panel, aluminum rail - D nut series



**AS-DTFMC**  
D rail thin film mid clamp  
80mm width  
Material: aluminum 6005-T5  
Application: thin film thickness 3-8mm, aluminum rail- D nut series



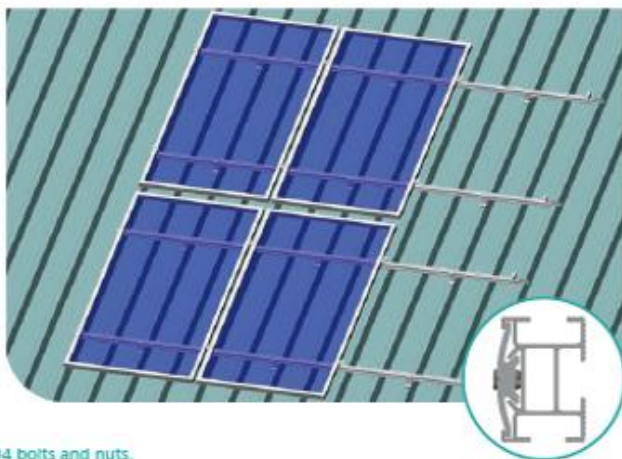
**AS-DTFEC**  
D rail thin film end clamp  
80mm width  
Material: aluminum 6005-T5  
Application: thin film thickness 3-8mm, aluminum rail- D nut series



**AS-RH-01**  
1# SUS304 roof hook  
Material: SUS304  
See component list for more hooks

See components list for more stainless steel roof hook (Page 6-7)


- **Design Features**  
T bolt installation: much easier, faster, more convenient.  
Suitable for corrugated roof, trapezoid roof.  
Rails are pre-cut in customized length, clamps and hooks are pre-assembled.




- **Surface treatment:**  
10um thk. Anodized aluminum, stainless steel 304 bolts and nuts.
- **Design Strength:**  
Suited for different range of wind load and snow load.
- **Certification:**  
Australia AS/NZS 1170.2-Wind load report; SGS report-Chemical&Physical test.



rail splice



middle clamp



end clamp



40mm L feet



50mm L feet with hanger bolt



## MAIN COMPONENTS

- **Aluminum rail - T bolt series(D nut/XR/SR series is alternative)**



**AS-R-09H**

Rail 9#  
W30.68\*H46.10mm  
Material: aluminum 6005-T5



**AS-R-09B**

Rail 9B#  
W30.68\*H46.10mm  
Material: aluminum 6005-T5

- **Rail splice**



**AS-RS-09**

Rail 9# splice  
L150\*W9\*H42.4mm  
Material: aluminum 6005-T5  
Socket set screw: M8\*10mm 2pcs  
Application: AS-R-09

- **Components**




**AS-STMC**

T bolt mid clamp  
40/50mm width  
Material: aluminum 6005-T5  
Application: Framed panel, aluminum rail - T bolt series



**AS-STEC**

T bolt end clamp  
40/50mm width  
Material: aluminum 6005-T5  
Application: Framed panel, aluminum rail - T bolt series



**AS-RH-02**

Roof hook 2#  
40mm width  
Material: aluminum 6005-T5  
Self-tapping screw M6.3\*80  
Application: metal / tin roof



**AS-RH-02W**

Roof hook 2W#  
50mm width  
Hanger bolt: M10\*200  
Application: metal / tin roof



**AS-RH-105**

Roof hook 105#  
40/50mm width  
Material: aluminum 6005-T5  
Self-tapping screw M6.3\*80  
Application: metal / tin roof



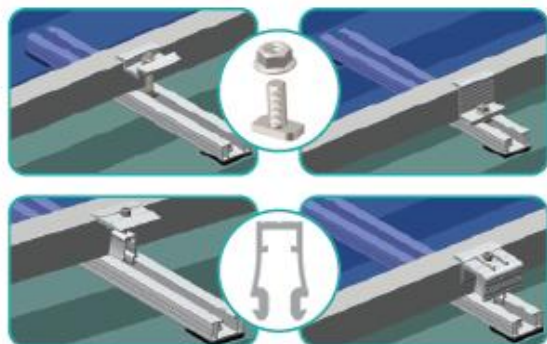

**AS-RH-125**

Roof hook 125#  
40/50mm width  
Material: aluminum 6005-T5  
Self-tapping screw M6.3\*80  
Application: metal / tin roof




**AS-RH-150**

Roof hook 150#  
40/50mm width  
Material: aluminum 6005-T5  
Self-tapping screw M6.3\*80  
Application: metal / tin roof



Universal or adjustable solar panel clamps are suitable for 15# mini rail slot.



Universal solar panel clamp is suited for 07# mini rail.

- Design Features**  
Solar panels are fixed directly on mini rails or fixed directly by aluminum roof bracket without any long rail. It is easy for transportation and installation. Rails are pre-cut in customized length, clamps are pre-assembled.
- Surface Treatment:**  
10µm thk. Anodized aluminum, stainless steel 304 bolts and nuts.
- Design Strength:**  
Suited for normal wind load.

### • Mini Rail: a variety of shape and size for option

 <p><b>AS-R-15</b> Mini rail L130*W39*H20mm, customized length Material: ALU 6005-T5 130mm rubber pad Self-tapping screw M6.3*25, 2pcs</p>	 <p><b>AS-A-R25</b> Mini rail L385*W70.00*H35.00mm, customized length Material: ALU 6005-T5 90mm rubber pad Self-tapping screw M6.3*25, 4pcs</p>	 <p><b>AS-A-R26</b> Mini Rail 26# L100*W35.60*H25.00mm, customized length Material: ALU 6005-T5</p>
 <p><b>AS-A-DR12</b> D rail 12# L385*W70*H30mm, customized length Material: ALU 6005-T5</p>	 <p><b>AS-DR-07</b> Mini Rail L400*W80*H20mm Material: ALU 6005-T5</p>	 <p><b>AS-DR-07B</b> Mini rail W27.9*H20.5, customized length Material: ALU 6005-T5</p>
 <p><b>AS-DR-07C</b> Mini rail W70*H100, customized length Material: ALU 6005-T5</p>	 <p><b>AS-DR-07E</b> Mini rail W80*H100, customized length Material: ALU 6005-T5</p>	 <p><b>AS-DR-08</b> D rail 08# W29*H45, customized length Material: ALU 6005-T5</p>


### • Accessories: different rail slot is suited for different fixing nut

 <p><b>AS-STMC</b> T bolt mid clamp 40/50mm width Material: ALU 6005-T5</p>	 <p><b>AS-AMC</b> Adjustable mid clamp 50mm width Material: ALU 6005-T5</p>	 <p><b>AS-DMC</b> D rail mid clamp 40/50mm width Material: ALU 6005-T5</p>	 <p><b>AS-SNMC</b> Square nut mid clamp 40/50mm width Material: ALU 6005-T5</p>
 <p><b>AS-STEC</b> T bolt end clamp 40/50mm width Material: ALU 6005-T5</p>	 <p><b>AS-AEC</b> Adjustable end clamp 50mm width Material: ALU 6005-T5</p>	 <p><b>AS-DEC</b> D rail end clamp 40/50mm width Material: ALU 6005-T5</p>	 <p><b>AS-SNEC</b> Square nut end clamp 40/50mm width Material: ALU 6005-T5</p>

### • Various nuts corresponding to the multiple mini rail


Nut	Picture	Mini Rail								
		AS-R-15	AS-DR-07	AS-DR-07B	AS-DR-07C	AS-DR-07E	AS-DR-08	AS-A-DR12	AS-A-R25	AS-A-R26
T bolt		✓						✓	✓	
N nut		✓							✓	
D nut			✓	✓	✓	✓	✓	✓		
Square nut 31*10										✓

Non-penetrating roof surface



- **Design Features**  
With or without rail; No drilling roof surface.
- **Surface treatment:**  
10µm thk. Anodized aluminum, stainless steel 304 bolts and nuts.
- **Design Strength:**  
Suited for normal wind load.

Penetrating roof surface



- **Design Features**  
With or without rail; Destroy roof surface.
- **Surface treatment:**  
10µm thk. Anodized aluminum, stainless steel 304 bolts and nuts.
- **Design Strength:**  
Suited for normal wind load.

MAIN COMPONENTS

• Aluminum rail - XR nut series

- AS-XR-01  
XR rail 01#  
W32.3\*H59.5mm  
Material: aluminum 6005-T5
- AS-XR-02  
XR rail 02#  
W27.3\*H50mm  
Material: aluminum 6005-T5
- AS-XR-03  
XR rail 03#  
W27.3\*H50mm  
Material: aluminum 6005-T5  
Self-drilling bolt M6.3\*25, 4pcs  
Application: AS-GR-05
- AS-XRS-01  
XR rail splice  
L150\*W22.1\*H8.5mm  
Material: aluminum 6005-T5  
Allen bolt M8\*20mm 2pcs  
Application: AS-XR-01/02/06#



• Non penetrating roof surfacement (for more, see page 2-4)

- AS-ARH-03  
Roof bracket 3#  
L50\*W40\*H62mm  
Application: metal / tin roof
- AS-ARH-18D  
Roof bracket 18D#  
L100\*W40\*72mm  
Application: metal / tin roof

• Penetrating roof bracket (for more, see page 2)

- AS-ARH-11  
Roof bracket 11#  
L70\*W75mm  
Application: metal / tin roof
- AS-ARH-20  
Roof bracket 20#  
L100\*W38mm  
Application: metal / tin roof

- Design Features**  
 Non-penetrating the roof  
 Various N clip which is fit for different roof shape.  
 The panel can be installed landscape or portrait alternatively.  
 Panel can be installed on the rail or without rail (on the roof clip directly).
- Surface treatment:**  
 10um thk. Anodized aluminum, stainless steel  
 304 bolts and nuts.
- Design Strength:**  
 Suited for different range of wind load and snow load.



Panel fixed on the rail,  
rail is parallel to the roof rib.



Panel fixed on the rail,  
rail is perpendicular to the roof rib.



Panel fixed on the roof clip  
without rail.



**AS-RH-02**

Roof hook 2#  
40mm width  
Material: aluminum 6005-T5  
Application: metal / tin roof



**AS-RH-105**

Roof hook 105#  
40/50mm width  
Material: aluminum 6005-T5  
Application: metal / tin roof



**AS-RH-125**

Roof hook 125#  
40/50mm width  
Material: aluminum 6005-T5  
Application: metal / tin roof



**AS-RH-150**

Roof hook 150#  
40/50mm width  
Material: aluminum 6005-T5  
Application: metal / tin roof

## MAIN COMPONENTS

- Aluminum rail - D nut series(T bolt/XR/SR series is alternative)



**AS-DR-01A**

D rail 01A#  
W32.30\*H59.45mm  
Material: aluminum 6005-T5



**AS-DR-01B**

D rail 01B#  
W31.70\*H53.75mm  
Material: aluminum 6005-T5



**AS-DR-03**

D rail 03#  
W31.70\*H46.70mm  
Material: aluminum 6005-T5



**AS-DR-04**

D rail 04#  
W28.5\*H44mm  
Material: aluminum 6005-T5

- Rail splice



**AS-DRS-01**

1# D rail splice  
L150\*W23.6\*H8mm  
Material: aluminum 6005-T5  
Allen bolt M8\*20mm 2pcs  
Application: AS-DR-01A/01B/03#



**AS-DRS-02**

2# D rail splice  
L150\*W17.9\*H30mm  
Material: aluminum 6005-T5  
Rivet 1pcs  
Application: AS-DR-01A/01B

- Components



**AS-DMC**

D rail mid clamp  
40/50mm width  
Material: aluminum 6005-T5  
Application: Framed panel,  
aluminum rail - D nut series



**AS-DEC**

D rail end clamp  
40/50mm width  
Material: aluminum 6005-T5  
Application: Framed panel,  
aluminum rail - D nut series



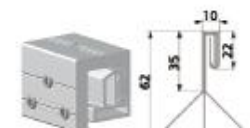
**AS-N1A-50**

N Clip 1A#  
L50\*W37\*H42mm  
Material: aluminum 6005-T5  
Application: metal / tin roof



**AS-N2E-50**

N Clip 2E#  
L50\*W38\*H42mm  
Material: aluminum 6005-T5  
Application: metal / tin roof



**AS-N2F-50**

N Clip 2F#  
L50\*W38\*H42mm  
Material: aluminum 6005-T5  
Application: metal / tin roof



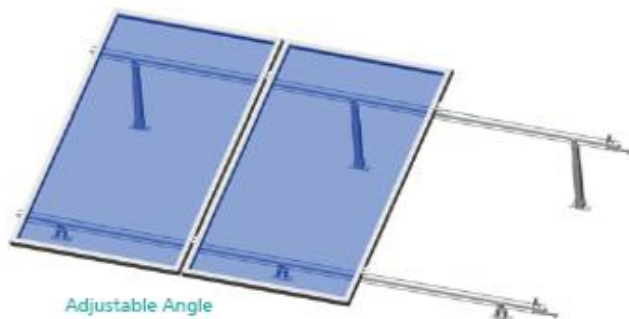
**AS-N3-50**

N Clip 3#  
L50\*W38\*H42mm  
Material: aluminum 6005-T5  
Application: metal / tin roof

See components list for more N clip series (Page 4-5)



Fixed Angle



Adjustable Angle



Anchor bolt for fixing the mounting on the concrete roof.  
Spec. for anchor bolt:  
M12\*100, M10\*90, M6\*50



Self-tapping screw for fixing the mounting on the metal roof.

### • Design Features

- ① Suited for concrete flat roof and metal roof.
- ② Adjustable type structure which has 3 angle range for options: 10-15°, 15-30°, 30-45°.
- ③ All the components will be pre-assembled.

### • Surface treatment:

10um thk. Anodized aluminum, stainless steel 304 bolts and nuts.

### • Design Strength:

2 kinds of design to meet the different wind load and snow load requirements.

### • Certification:

Australia AS/NZS 1170.2-Wind load report; SGS report-Chemical&Physical test.

Type A



Type B



Type C



## MAIN COMPONENTS

### • Aluminum rail - D nut series(T bolt/XR/SR series is alternative)



**AS-DR-01B**  
D rail 01B#  
W31.70\*H53.75mm  
Material: aluminum 6005-T5



**AS-DRS-01**  
1# D rail splice  
L150\*W23.6\*H8mm  
Material: aluminum 6005-T5  
Allen bolt M8\*20mm 2pcs  
Application: AS-DR-01A/01B/03#

### • Components



**AS-DMC**  
D rail mid clamp  
40/50mm width  
Material: aluminum 6005-T5  
Application: Framed panel, aluminum rail - D nut series



**AS-DEC**  
D rail end clamp  
40/50mm width  
Material: aluminum 6005-T5  
Application: Framed panel, aluminum rail - D nut series



**AS-AFL-01**  
Adjustable front leg  
Base size: L125\*W39mm  
Material: aluminum 6005-T5  
EPDM 1pcs  
Self-tapping screw M6.3\*80mm screw 2pcs / Anchor bolt M12\*100  
Application: concrete roof, tin roof



**AS-ABL-01**  
Adjustable rear leg  
Tube H: 250mm (10-15°), 392mm(15-30°), 680mm(30-45°)  
Material: aluminum 6005-T5  
EPDM 1pcs  
M6.3\*80mm screw 2pcs / Anchor bolt M12\*100  
Application: concrete roof, tin roof



**AS-ABL-01-D**  
Fixed leg  
Customized angle  
Material: aluminum 6005-T5  
EPDM 1pcs  
M6.3\*80mm screw 2pcs / Anchor bolt M12\*100  
Application: concrete roof, tin roof



**AS-AFL-02**  
Adjustable front leg  
Base size: L115\*W39mm  
Material: aluminum 6005-T5  
EPDM 1pcs  
Self-tapping screw M6.3\*80mm screw 2pcs / Anchor bolt M12\*100  
Application: concrete roof, tin roof



**AS-ABL-02**  
Adjustable rear leg  
Tube H: 250mm (10-15°), 392mm(15-30°), 680mm(30-45°)  
Material: aluminum 6005-T5  
EPDM 1pcs  
M6.3\*80mm screw 2pcs / Anchor bolt M12\*100  
Application: concrete roof, tin roof



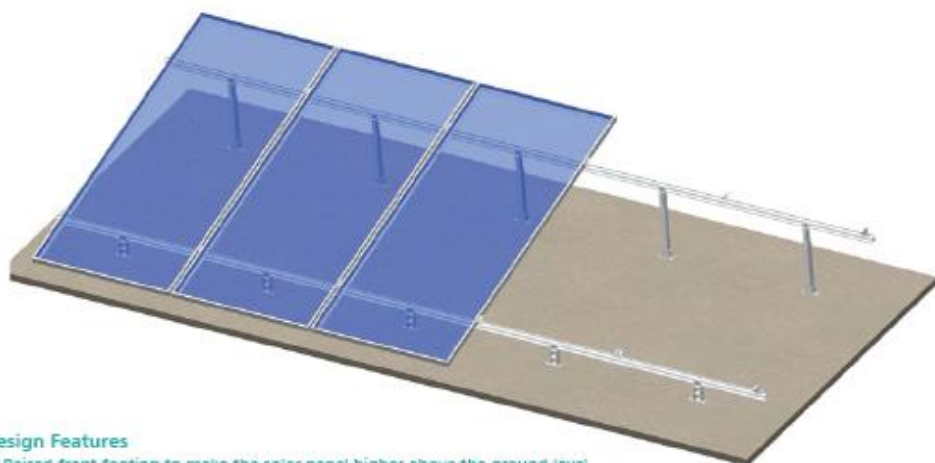
**AS-ABL-02-D**  
Fixed leg  
Customized angle  
Material: aluminum 6005-T5  
EPDM 1pcs  
M6.3\*80mm screw 2pcs / Anchor bolt M12\*100  
Application: concrete roof, tin roof



**AS-AFL-A01**  
Fixed front leg  
Base size: L105\*W59\*H40mm  
Material: aluminum 6005-T5  
EPDM 1pcs  
Self-tapping screw M6.3\*80mm screw 2pcs / Anchor bolt M12\*100  
Application: concrete roof, tin roof



**AS-ABL-A01**  
Fixed leg  
Customized angle  
Material: aluminum 6005-T5  
EPDM 1pcs  
M6.3\*80mm screw 2pcs / Anchor bolt M12\*100  
Application: concrete roof, tin roof




- **Design Features**
  - ① Raised front footing to make the solar panel higher above the ground level.
  - ② Suited for concrete flat roof and metal roof.
  - ③ Adjustable type structure which has 3 angle range for options: 10-15°, 15-30°, 30-45°.
  - ④ All the components will be pre-assembled.
- **Surface treatment:**  
10µm thk. Anodized aluminum, stainless steel 304 bolts and nuts.
- **Design Strength:**  
The structure can withstand customer's requirement of wind load and snow load.
- **Certification:**  
Australia AS/NZS 1170.2-Wind load report; SGS report-Chemical&Physical test.



Heightening front leg



Inner pipe with scale



mid clamp



end clamp

## MAIN COMPONENTS

- Aluminum rail - D nut series(T bolt/XR/SR series is alternative)



**AS-DR-01A**  
D rail 01A#  
W32.30\*H59.45mm  
Material: aluminum 6005-T5



**AS-DR-01B**  
D rail 01B#  
W31.70\*H53.75mm  
Material: aluminum 6005-T5



**AS-DR-03**  
D rail 03#  
W31.70\*H46.70mm  
Material: aluminum 6005-T5



**AS-DR-04**  
D rail 04#  
W28.5\*H44mm  
Material: aluminum 6005-T5

- Rail splice



**AS-DRS-01**  
1# D rail splice  
L150\*W23.6\*H8mm  
Material: aluminum 6005-T5  
Allen bolt M8\*20mm 2pcs  
Application: AS-DR-01A/01B/03#



**AS-DRS-02**  
2# D rail splice  
L150\*W17.9\*H30mm  
Material: aluminum 6005-T5  
Rivet 1pcs  
Application: AS-DR-01A/01B

- Components



**AS-DMC**  
D rail mid clamp  
40/50mm width  
Material: aluminum 6005-T5  
Application: Framed panel,  
aluminum rail - D nut series



**AS-DEC**  
D rail end clamp  
40/50mm width  
Material: aluminum 6005-T5  
Application: Framed panel,  
aluminum rail - D nut series



**AS-AFL-02-H108**  
Fixed front leg  
Base size: L115\*W39\*H108mm  
Material: aluminum 6005-T5  
EPDM 1pcs  
Self-tapping screw M6.3\*80mm  
screw 2pcs / Anchor bolt M12\*100  
Application: concrete roof, tin roof



**AS-ABL-02**  
Adjustable rear leg  
Tube H: 250mm (10-15°), 392mm(15-30°),  
680mm(30-45°)  
Material: aluminum 6005-T5  
EPDM 1pcs  
Self-tapping screw M6.3\*80mm screw  
2pcs / Anchor bolt M12\*100  
Application: concrete roof, tin roof

• Design Features

- ① Pre-assembled angle bar triangle kit is convenient to install.
- ② Angle can be fixed or adjusted 10-30° or 30-60°.
- ③ Suitable for portrait panel installation.



• Surface treatment:

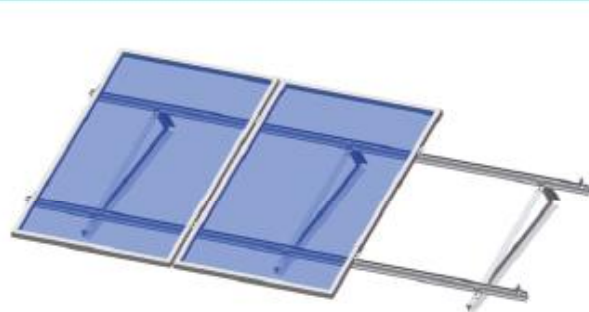
10µm thk. Anodized aluminum, stainless steel 304 bolts and nuts.

• Design Strength:

Suited for different range of wind load and snow load.

• Certification:

Australia AS/NZS 1170.2-Wind load report; SGS report-Chemical&Physical test.





1 portrait panel design



Adjustable 10-30°,  
30-60° for option.



Fixed degree.



- ① Triangle kit assembled by allen bolts.
- ② Rail fixed on triangle kit by 40mm L connector.

MAIN COMPONENTS

• Aluminum rail - D nut series(T bolt/XR/SR series is alternative)



**AS-DR-01A**  
D rail 01A#  
W32.30\*H59.45mm  
Material: aluminum 6005-T5



**AS-DR-01B**  
D rail 01B#  
W31.70\*H53.75mm  
Material: aluminum 6005-T5



**AS-DR-03**  
D rail 03#  
W31.70\*H46.70mm  
Material: aluminum 6005-T5



**AS-DR-04**  
D rail 04#  
W28.5\*H44mm  
Material: aluminum 6005-T5

• Rail splice



**AS-DRS-01**  
1# D rail splice  
L150\*W23.6\*H8mm  
Material: aluminum 6005-T5  
Allen bolt M8\*20mm 2pcs  
Application: AS-DR-01A/01B/03#



**AS-DRS-02**  
2# D rail splice  
L150\*W17.9\*H30mm  
Material: aluminum 6005-T5  
Rivet 1pcs  
Application: AS-DR-01A/01B

• Components



**AS-DMC**  
D rail mid clamp  
40/50mm width  
Material: aluminum 6005-T5  
Application: Framed panel,  
aluminum rail - D nut series



**AS-DEC**  
D rail end clamp  
40/50mm width  
Material: aluminum 6005-T5  
Application: Framed panel,  
aluminum rail - D nut series




**AS-LC-01-D**  
40mm L connector  
L40\*W49\*H49\*T5.5mm  
Material: aluminum 6005-T5  
Allen bolt M8\*25 2pcs  
Application: flat roof



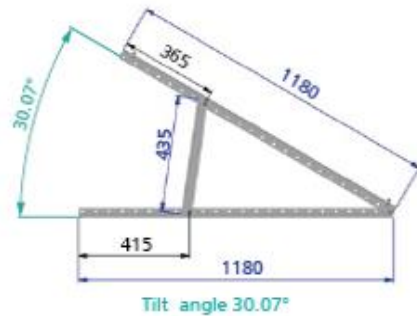
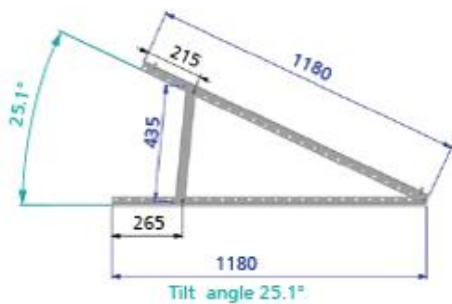
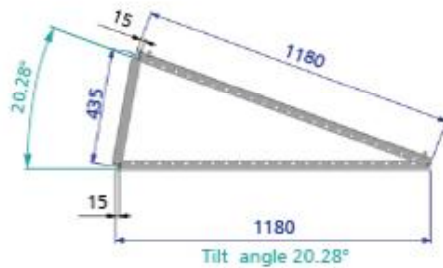
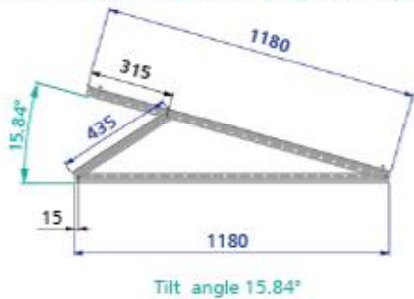
**AS-AB-B**  
Angle bar  
W42\*H42\*T2.6mm  
Material: aluminum 6005-T5  
Application: flat roof, tin roof

Pre-assembled structure












- **Design Features**
  - ① The perfect solution to mount a solar panel to the roof of your RV, travel trailer or any other flat surface.
  - ② Adjustable angle.
  - ③ Suitable for landscape panel installation.
- **Surface treatment:**  
10µm thk. Anodized aluminum, stainless steel 304 bolts and nuts.
- **Design Strength:**  
Suited for different range of wind load and snow load.
- **Certification:**  
Australia AS/NZS 1170.2-Wind load report; SGS report-Chemical&Physical test.




**MAIN COMPONENTS**




• **Components**

 <p><b>AS-A-A162</b> L30X30X2.5 W30*H30*T2.5mm Material: aluminum 6005-T5</p>	 <p><b>AS-LC-02</b> L40X40X5 W40*H40*T5mm Material: aluminum 6005-T5</p>	 <p><b>AS-AB-8</b> L42X42X2.6 W42*H42*T2.6mm Material: aluminum 6005-T5</p>
 <p><b>AS-ATK-05</b> Adjustable triangle kit Material: aluminum 6005-T5, SUS304</p>	 <p><b>AS-A-A064-L30</b> Anti slider 30X5mm Material: aluminum 6005-T5</p>	
 <p><b>AS-PBHS-8-25</b> M8 plastic knob screw + flange nut Material: plastic + SUS304</p>	 <p><b>AS-S-AB-8-20</b> M8 Screw set Allen bolt M8X20 + flat washer + tooth washer + hex nut Material: SUS304</p>	

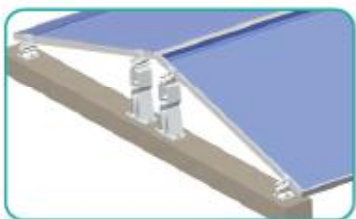
### Install solar panels on the short side:



Inclination angle 10°, within 43m/s wind load, as long as the solar module length is within 1100mm, two modules can share one rear leg.




If the solar module length is more than 1100mm, or wind load is more than 43m/s, each module needs to use a separate rear leg.



Besides above mentioned 10° inclination, we have also 15° and 20° tilt for choice.

### Install the solar panels on the long side:



Inclination angle 10°, solar panel width is limited to be 1134mm.

### Design Features

- ① Suited for concrete flat roof, tin roof and the ground.
- ② Angle can be fixed 10° or customized.
- ③ Suitable for landscape panel orientation.
- ④ Solar panel installed facing east and west orientation, it optimizes the roof space by increasing the power production.
- ⑤ Less components, easier and faster installation.
- ⑥ Suitable for both commercial and residential installation.

### Surface treatment:

10µm thk. Anodized aluminum, stainless steel 304 bolts and nuts.













### Design Strength:

Suited for different range of wind load and snow load.

### Certification:

Australia AS/NZS 1170.2-Wind load report; SGS report-Chemical&Physical test.

### Components

 <p><b>AS-DMC</b> D rail mid clamp 40/50mm width Material: aluminum 6005-T5 Application: Framed panel, aluminum rail - D nut series</p>	 <p><b>AS-DEC</b> D rail end clamp 40/50mm width Material: aluminum 6005-T5 Application: Framed panel, aluminum rail - D nut series</p>	
 <p><b>AS-A-A231</b> Front leg L=75mm Material: aluminum 6005-T5 Application: flat roof, tin roof</p>	 <p><b>AS-A-A232</b> Fixed 10° Rear leg L=75mm Material: aluminum 6005-T5 Application: flat roof, tin roof</p>	
 <p><b>AS-A-A393</b> Fixed 10° Front leg L=75mm Material: aluminum 6005-T5 Application: flat roof, tin roof</p>	 <p><b>AS-A-A392</b> Fixed 10° Rear leg L=75mm Material: aluminum 6005-T5 Application: flat roof, tin roof</p>	
 <p><b>AS-AFL-03</b> Front leg L=75mm Material: aluminum 6005-T5 Application: flat roof, tin roof</p>	 <p><b>AS-ABL-03-D10</b> Fixed 10° Rear leg L=75mm Material: aluminum 6005-T5 Application: flat roof, tin roof</p>	 <p><b>AS-ABL-03-10EW</b> Fixed 10° Rear leg L=75mm Material: aluminum 6005-T5 Application: flat roof, tin roof</p>
 <p><b>AS-A-A160</b> Front leg L=75mm Material: aluminum 6005-T5 Application: flat roof, tin roof</p>	 <p><b>AS-ABL-03-D15</b> Fixed 15° Rear leg L=75mm Material: aluminum 6005-T5 Application: flat roof, tin roof</p>	 <p><b>AS-ABL-03-D20</b> Fixed 20° Rear leg L=75mm Material: aluminum 6005-T5 Application: flat roof, tin roof</p>



- **Design Features**  
Fewer elements, quick installation, cheaper price, stronger strength.



- **Surface treatment:**  
ZM coated steel, anodized aluminum.
- **Design Strength:**  
Designed according to wind load and snow load request.
- **Certification:**  
Australia AS/NZS 1170.2-Wind load report; SGS report-Chemical&Physical test.



Quick mount triangle kit



Base kit



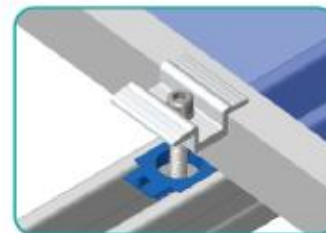
Post & cross beam connection,  
via allen bolt M8\*60



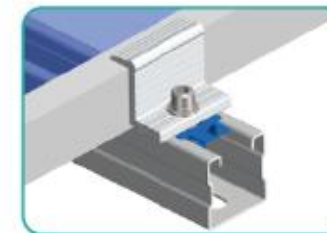
Inclined support & stringer connection,  
via allen bolt M8\*100



Cross beam & rail connection,  
via allen bolt M8\*25

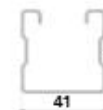


mid clamp



end clamp

### • Components



**AS-C41x41**  
C41x41 section  
W41\*H41\*T1.5mm  
Material: ZM coated steel



**AS-CTMC-P**

C steel mid clamp with plastic cup  
40/50mm width  
Material: aluminum 6005-T5,  
SUS304 / STEEL Q235 T nut



**AS-CTEC-P**

C steel end clamp with plastic cup  
40/50mm width  
Material: aluminum 6005-T5,  
SUS304 / STEEL Q235 T nut



**AS-I-A032**

C41 splice  
L200\*W50\*H40mm  
Material: ZM coated steel  
Allen bolt M10\*30mm with flange nut 4 pcs  
Application: AS-C41/C41, AS-C41/52



**AS-Z-A019**

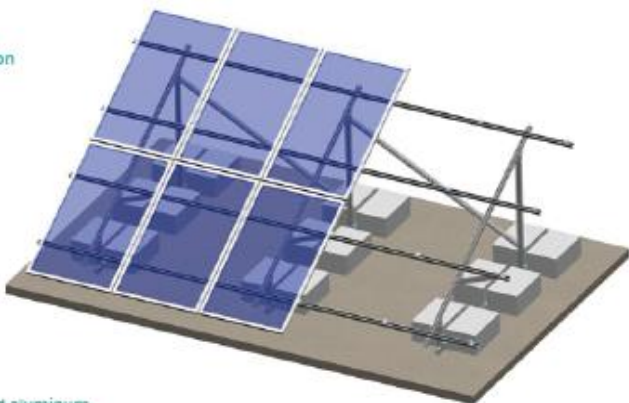
L70x95 connector  
L100\*W70\*H95mm  
Material: ZM coated steel  
Hex bolt M10\*30mm 3pcs  
Application:  
connect post and stringer



**AS-SAB-8-30-STN**

M8\*30 bolt set with steel nut and plastic cup  
Allen bolt M8\*30, 35.3x18.5x5.5mm  
SUS304 / STEEL Q235 T nut, plastic cup

- **Design Features**  
Non-penetrating the roof.  
Pre-assembled structure will make the installation easier and more flexible.



- **Surface treatment:**  
80µm thk. ZM coated steel, 10µm thk. Anodized aluminum.
- **Design Strength:**  
Designed according to wind load and snow load request.
- **Certification:**  
Australia AS/NZS 1170.2-Wind load report; SGS report-Chemical&Physical test.


### Pre-assembled structure



rail connection

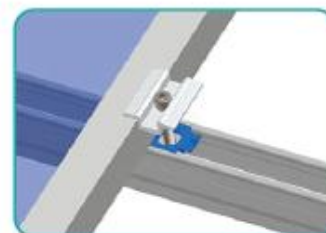


bracing connection

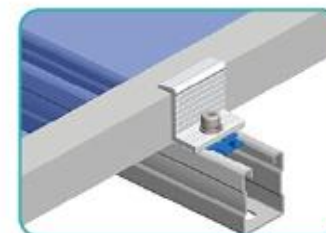


rail splice

## MAIN COMPONENTS



mid clamp



end clamp

### • Components



#### AS-C41/52

C41×52 section  
W41×H52×T2mm  
Material: ZM coated steel



#### AS-CTMC-P

C steel mid clamp with plastic cup  
40/50mm width  
Material: aluminum 6005-T5,  
SUS304 / STEEL Q235 T nut



#### AS-CTEC-P

C steel end clamp with plastic cup  
40/50mm width  
Material: aluminum 6005-T5,  
SUS304 / STEEL Q235 T nut



#### AS-SRS-C41

C41 splice  
L200×W40×H48mm  
Material: ZM coated steel  
Allen bolt M10×30mm with flange nut 4 pcs  
Application: AS-C41/C41, AS-C41/52



#### AS-Z-A001

Tripod Triangle bracket  
L150×W48×H65mm  
Material: ZM steel  
Allen bolt: M10×30mm 2pcs  
Hexagon bolt M10×70mm 1pcs  
SUS304 / STEEL Q235 T nut, plastic cup



#### AS-SAB-8-30-STN


M8\*30 bolt set with steel nut and plastic cup  
Allen bolt M8\*30, 35.3×20×4mm  
SUS304 / STEEL Q235 T nut, plastic cup



#### AS-BB-C41

Ballasted bracket  
Customized size  
Material: dacromet steel

 CASE STUDY








## OUR EXHIBITION



2026 South Africa Exhibition




ENEX 2026



2025 ExpoSolar Colombia



Intersolar South America 2025



ASEW 2025



Solar & Storage Live Philippines 2025



The smarter E Europe 2025



Solar & Storage Live Africa 2025



Solar Solutions Amsterdam 2025



2024 Colombia Exhibition



2024 Brazil Exhibition



2024 German Exhibition

## SOLAR ROOF MOUNTING SYSTEM



### XIAMEN ART SIGN CO.,LTD.

Mob/whatsapp/wechat: +86 180 3023 5875 / +86 189 5920 8931

E-mail: [sales@artsign.net.cn](mailto:sales@artsign.net.cn) / [sales@aisinee.com](mailto:sales@aisinee.com)

Tel: 0086-592-6266951 Fax: 0086-592-6266952

Add: Unit 301, No. 600 Guankou South Road, Jimei District, Xiamen, China



[www.artsignenergy.com](http://www.artsignenergy.com)



[www.aisinee.com](http://www.aisinee.com)


#### • ACCESSORIES



#### • SLOPING ROOF



#### • FLAT ROOF



### XIAMEN ART SIGN CO., LTD

ART SIGN is focused on designing and manufacturing solar PV mounting solution and accessories!



## XIAMEN ART SIGN CO.,LTD

**"ART SIGN ENERGY, PROTECT THE ENVIRONMENT, LIGHT UP YOUR LIFE!"**

Established in 2006, Artsign is the designer and producer of aluminum and steel products.

We supply rooftop and open filed mounting structure for solar panel, with quality material aluminum and carbon steel.



### - Our Factory

Artsign has own buildings which occupies an area of 10500 square meters for office working, equipment production, products packing so that we can control the production and cost.

### - Our R&D Department

To meet the market request, our professional R&D department always create and improve the new design of solar mounting system.

### - Our Production Ability

Till now, Artsign can produce around 25-30MW of mounting structure per month.

### - Our Inspection team

Artsign has built inspection team to inspect products from raw material to the end of shipment, which make sure you can receive the goods as expected.

### - After-sale Service

Our sales team always follows your goods after leaving our warehouse. If any problem occur, we will assist to solve the problem at first time. Your further feedback or opinion will also be adopted and improved in our future work.

## Honor Certificate

Trusted by clients globally, ART SIGN is rapidly expanding its footprint, delivering high-quality solar mounting solutions to the world.

Multiple international certifications



ART SIGN Business Licence



ISO certificate of management system



Steel ground solar mounting TÜV certificate



AS-D-P003 Steel bracket EUIPO Patent



AS-D-P003 Solar panel bracket L100 USA Patent



SGS Factory Audit



Japan Good Design Award



Solar Roof Mount CE Certificate



OUR EQUIPMENT

OUR PRODUCTION PROCESS



Raw Material



Cutting



Punching



Drilling



Pre-assembly



Package

OUR INSPECTION



OUR PACKAGE



# 01 | Solar Mounting Components

ART SIGN can supply OEM & ODM service

Aluminum Roof Bracket	1-6
Stainless Steel Roof Hooks	6-7
Module Clamps	8-10
Grounding Clips	10-11
Cable Clip	12
Adjustable Tilt Kits	12-14
Triangle Kit And Accessories	14
SR Series Rail System	15-16
Aluminum Profile And Accessories	17-19
Screw And Bolt	20
Aluminum Accessories	20
Steel Accessories	20

# 02 | Solar Mounting Solutions

Diverse Solar Mount Solutions for All Roof Types

## SLOPING ROOF

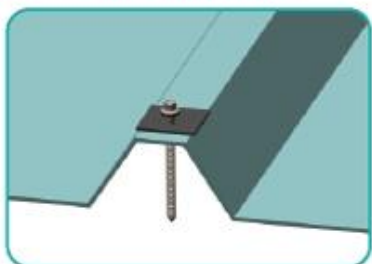
Tile Roof Mounting System	21-22
Metal Roof Mounting System	23-24
Railless Roof Mounting System Solar Mini Rail	25-26
Aluminum Roof Bracket	27-28
Standing Seam Roof Clip(N Series Roof Clip)	29-30

## FLAT ROOF

Adjustable Tilt Kit	31-32
Adjustable Tilt Kit Raised Clearance Height	33-34
Angle Bar Triangle Kit	35-36
Adjustable Tilt Solar Mount Bracket With Foldable Tilt Legs	37-38
East-West Solar Mounting System	39-40
U Beam Triangle Kit	41-42
C41 Triangle Kit	43-44
C Type Steel Ballasted Roof Mounting System	45-46

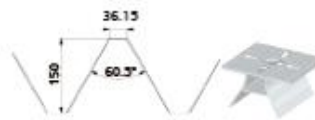
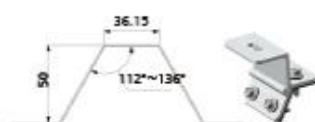
ALUMINUM ROOF BRACKET

• Penetrating roof surfacement.



Design Features

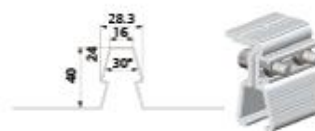
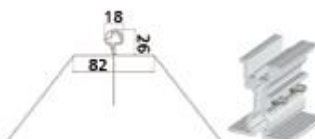
- Fix the roof bracket on the roof via self-tapping screw or hanger bolt.
- 5 kinds of L foot height to meet different demand of Heat-ecuvation under solar panels.
- Material: aluminum 6005-T5



• Non penetrating roof surfacement.

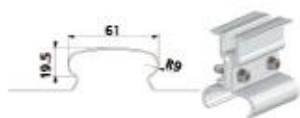


- Without destroy the roofs.
- Various roof bracket for different size of roof.
- Material: aluminum 6005-T5

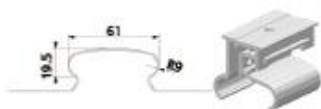




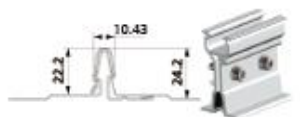
**AS-ARH-03K**  
Roof bracket 03K#  
L50\*W58\*H63.8mm  
Application:  
metal / tin roof



**AS-ARH-04**  
Roof bracket 4#  
L80\*W50\*H89mm  
Application:  
metal / tin roof



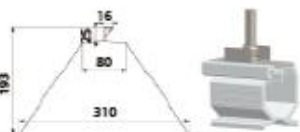
**AS-ARH-04B**  
Roof bracket 4B#  
L80\*W50\*H63.3mm  
Application:  
metal / tin roof



**AS-ARH-06**  
Roof bracket 6#  
L80\*W50\*H84mm  
Application:  
metal / tin roof



**AS-ARH-07**  
Roof bracket 7#  
80\*40\*83mm  
Application:  
metal / tin roof



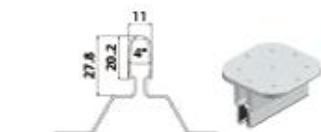
**AS-ARH-07B**  
Roof bracket 7B#  
L76\*W52.2\*H62.3mm  
Application:  
metal / tin roof



**AS-ARH-08A**  
Roof bracket 8A#  
L100\*W100\*H56.6mm  
Application:  
metal / tin roof  
Roof rib: 18mm



**AS-ARH-08B**  
Roof bracket 8B#  
L100\*W100\*H56.6mm  
Application:  
metal / tin roof,  
roof rib: 26mm



**AS-ARH-08C**  
Roof bracket 08C#  
L100\*W100\*H56.5mm  
Application:  
metal / tin roof



**AS-ARH-10A**  
Roof bracket 10A#  
L80\*W50\*H90.8mm  
Application:  
metal / tin roof



**AS-ARH-10B**  
Roof bracket 10B#  
L80\*W50\*H88.8mm  
Application:  
metal / tin roof



**AS-ARH-15**  
Roof bracket 15#  
L60\*W50\*H71.4mm  
Application:  
metal / tin roof



**AS-ARH-18D**  
Roof bracket 18D#  
L100\*W40\*H72mm  
Application:  
metal / tin roof



**AS-ARH-G1**  
Roof bracket G1#  
L76/64\*W50\*H17mm  
Application:  
metal / tin roof

• N clip series



- Non-penetrating the roof.
- Various N clip which is fit for different roof shape.
- Material: aluminum 6005-T5



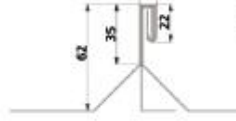
**AS-N1A-50**  
N Clip 1A#  
L50\*W37\*H42mm  
Material: aluminum 6005-T5  
Application: metal / tin roof



**AS-N2E-50**  
N Clip 2E#  
L50\*W38\*H42mm  
Material: aluminum 6005-T5  
Application: metal / tin roof



**AS-N2F-50**  
N Clip 2F#  
L50\*W38\*H42mm  
Material: aluminum 6005-T5  
Application: metal / tin roof

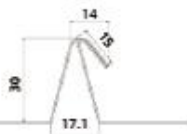


**AS-N3-50**  
N Clip 3#  
L50\*W38\*H42mm  
Material: aluminum 6005-T5  
Application: metal / tin roof

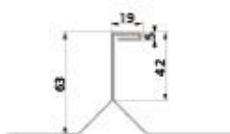




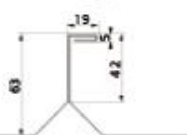
**AS-N4-50**  
N Clip 4#  
L50\*W38\*H42mm  
Material: aluminum 6005-T5  
Application: metal / tin roof



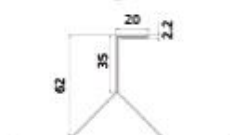
**AS-N5-50**  
N Clip 5#  
L50\*W38\*H42mm  
Material: aluminum 6005-T5  
Application: metal / tin roof



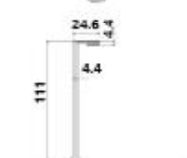
**AS-N5B-50**  
N Clip 5B#  
L50\*W38\*H42mm  
Material: aluminum 6005-T5  
Application: metal / tin roof



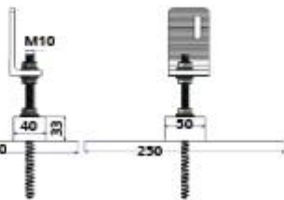
**AS-N6-30**  
N Clip 6#  
L30\*W38\*H35mm  
Material: aluminum 6005-T5  
Application: metal / tin roof



**AS-N7-70**  
N Clip 7#  
L70\*W38\*H58mm  
Material: aluminum 6005-T5  
Application: metal / tin roof



## ASPHALT SHINGLE TILE ROOF HOOK



**AS-RH-02P**  
Asphalt Tile Roof Flashing L Feet  
Width of L feet: 50mm  
Size of aluminum plate: 250\*200mm  
Size of aluminum pad: 50\*40\*33mm  
Hanger bolt M10\*200 / M10\*300  
Application: asphalt shingle tile roof



**AS-RH-02RP**  
Asphalt shingle roof hook  
Width of L feet: 40mm  
Dimension of round plate:  $\phi$ 76  
Hanger bolt M8x135  
Application: asphalt shingle tile roof

## STAINLESS STEEL ROOF HOOKS



— Various stainless steel roof hooks for option.  
— Material: SUS304



**AS-RH-01**  
Roof hook 1#  
Self-tapping screw  
M6.3\*80 3pcs  
Application:  
tile / ceramic roof



**AS-RH-03**  
Roof hook 3#  
Self-tapping screw  
M5.5\*25 4pcs  
Application:  
tin / metal roof



**AS-RH-03B**  
Roof hook 03B#  
Self-tapping screw  
M5.5\*25 4pcs  
Application:  
tin / metal roof



**AS-RH-04**  
Roof hook 4#  
Self-tapping screw  
M6.3\*80 3pcs  
Application:  
tile / ceramic roof



**AS-RH-05**  
Roof hook 5#  
Self-tapping screw  
M6.3\*80 3pcs  
Application:  
tile / ceramic roof



**AS-RH-06**  
Roof hook 6#  
Self-tapping screw  
M6.3\*80 2pcs  
Application:  
tile / ceramic roof



**AS-RH-07**  
Roof hook 7#  
Self-tapping screw  
M6.3\*80 3pcs  
Application:  
tile / ceramic roof



**AS-RH-08**  
Roof hook 8#  
Self-tapping screw  
M6.3\*80 3pcs  
Application:  
tile / ceramic roof



**AS-RH-08C**  
Roof hook 08C#  
Self-tapping screw  
M6.3\*80 3pcs  
Application:  
tile / ceramic roof



**AS-RH-09**  
Roof hook 9#  
Hanger bolt:  
M10\*200, M10\*300  
Application:  
tin / metal roof



**AS-RH-10**  
Roof hook 10#  
Material: SUS304  
Self-tapping screw  
M6.3\*80 3pcs  
Application:  
tile / ceramic roof



**AS-RH-11**  
Roof hook 11#  
Material: SUS304  
Self-tapping screw  
M6.3\*80 2pcs  
Application:  
tile / ceramic roof



**AS-RH-12**  
Roof hook 12#  
Self-tapping screw  
M6.3\*80 3pcs  
Application:  
tile / ceramic roof



**AS-RH-12F**  
Roof hook 12F#  
Self-tapping screw  
M6.3\*80 3pcs  
Application:  
tile / ceramic roof



**AS-RH-12G**  
Roof hook 12G#  
Self-tapping screw  
M6.3\*80 3pcs  
Application:  
tile / ceramic roof



**AS-RH-13**  
Roof hook 13#  
Self-tapping screw  
M6.3\*80 3pcs  
Application:  
tile / ceramic roof



**AS-RH-14**  
Roof hook 14#  
Self-tapping screw  
M6.3\*80 3pcs  
Application:  
tile / ceramic roof



**AS-RH-18**  
Roof hook 18#  
Self-tapping screw  
M6.3\*80 2pcs  
Application:  
tile / ceramic roof



**AS-RH-235**  
Roof hook 235#  
Self-tapping screw  
M6.3\*80 3pcs  
Application:  
tile / ceramic roof



**AS-RH-260**  
Roof hook 260#  
Self-tapping screw  
M6.3\*80 3pcs  
Application:  
tile / ceramic roof



**AS-S-RH-38**  
Roof hook 38#  
Self-tapping screw  
M6.3\*80 3pcs  
Material: ZM steel / SUS304  
Application: tile / ceramic roof



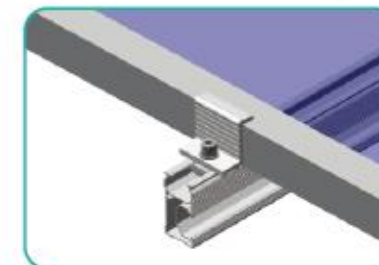

**AS-S-RH-40**  
Roof hook 40#  
Self-tapping screw  
M6.3\*80 2pcs  
Application:  
tile / ceramic roof



**AS-Z-A016**  
Fixing plate  
L100\*W22\*H28.9mm  
Material: ZAM steel / SUS304  
Self tapping bolt M6.3\*25 2pcs  
Rubber pad L100\*W22 1pcs  
Application: GR rail

## MODULE CLAMPS

• Universal clamp with different fixing nut for various of aluminum profile slot.



— framed module or thin film solar panel (double glass)



**AS-DEC**  
D rail end clamp  
40/50mm width  
Material:  
aluminum 6005-T5  
Application: Framed panel,  
aluminum rail - D nut series



**AS-STEC**  
T bolt end clamp  
40/50mm width  
Material:  
aluminum 6005-T5  
Application: Framed panel,  
aluminum rail - T bolt series



**AS-STEC02**  
End clamp  
40/50mm width  
Material:  
aluminum 6005-T5  
Application:  
C profile triangle kit



**AS-DMC**  
D rail mid clamp  
40/50mm width  
Material:  
aluminum 6005-T5  
Application: Framed panel,  
aluminum rail - D nut series



**AS-STMC**  
T bolt mid clamp  
40/50mm width  
Material:  
aluminum 6005-T5  
Application: Framed panel,  
aluminum rail - T bolt series



**AS-STMC02**  
Mid clamp  
40/50mm width  
Material:  
aluminum 6005-T5  
Application:  
C profile triangle kit



**AS-CTEC-P**  
C steel end clamp with  
plastic cup  
40/50mm width  
Material: aluminum 6005-T5,  
SUS304 / STEEL Q235 T nut



**AS-DTFEC**  
D rail thin film end clamp  
80mm width  
Material: aluminum 6005-T5  
Application: thin film  
thickness 3-8mm,  
aluminum rail- D nut series



**AS-GEC**  
G rail end clamp  
40/50mm width  
Material: aluminum 6005-T5  
Application: aluminum  
rail-G nut series



**AS-CTMC-P**  
C steel mid clamp with  
plastic cup  
40/50mm width  
Material: aluminum 6005-T5,  
SUS304 / STEEL Q235 T nut



**AS-DTFMC**  
D rail thin film mid clamp  
80mm width  
Material: aluminum 6005-T5  
Application: thin film  
thickness 3-8mm,  
aluminum rail- D nut series



**AS-GMC**  
G rail mid clamp  
40/50mm width  
Material: aluminum 6005-T5  
Application: Framed panel,  
aluminum rail - G nut series

### AS-TK-EC

End clamp  
Plate: 100\*75  
Clamp: 40/50mm width  
Material: aluminum 6005-T5  
Application: AS-ATK-03 / AS-FTK-03



### AS-A-EC016-BLK

End clamp  
universal end clamp  
40/50mm  
Material: anodized black  
aluminum 6005-T5



### AS-EC-G

End clamp with  
grounding pin  
40/50mm width

### AS-TK-MC

Mid clamp  
Plate: 100\*75  
Clamp: 40/50mm width  
Material: aluminum 6005-T5  
Application: AS-ATK-03 / AS-FTK-03



### AS-A-MC016-BLK

Mid clamp  
universal mid clamp  
40/50mm  
Material: anodized black  
aluminum 6005-T5



### AS-MC-G

Mid clamp with  
grounding pin  
40/50mm width

### AS-EC-30/35 AS-EC-35/40

D rail 35&40mm panel  
universal end clamp  
40mm width  
Material: aluminum 6005-T5  
Application: Framed panel  
thickness 30/35, 35/40



### AS-EC-35/40-L80

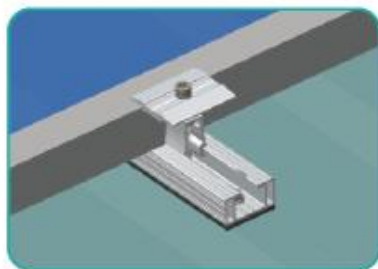
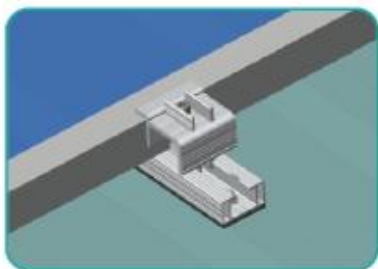
D rail 35&40mm panel  
universal end clamp  
80mm width  
Material: aluminum 6005-T5  
Application: Framed panel



### AS-A-EC018

Adjustable end clamp 30/35/40  
40mm width  
Material:  
aluminum 6005-T5  
Application: Framed panel  
thickness 30/35/40mm

## Adjustable clamps



- suitable for framed module
- can be used for panel thickness 30-50mm

### AS-AEC

Adjustable end clamp  
50mm width  
Material: aluminum 6005-T5  
Application: Frame panel thickness 30-50mm,  
aluminum rail - n module series,  
mini rail AS-R-15




### AS-AMC

Adjustable mid clamp  
50mm width  
Material: aluminum 6005-T5  
Application: Frame panel thickness 30-50mm,  
aluminum rail - n module series,  
mini rail AS-R-15



## GROUNDING CLIPS



Various earthing clips for option, OEM service.

### AS-EK-01

Earthing kit  
20mm width  
Material:  
aluminum 6005-T5  
Cable Installation  
Diameter: within 6mm  
Cable Fasten Bolt:  
Hex Bolt M6\*16



### AS-EK-02

Earthing kit  
20mm width  
Material:  
aluminum 6005-T5  
Cable Installation  
Diameter: within 7mm  
Cable Fasten Bolt:  
Allen Bolt M8\*20



### AS-EK-03

Earthing kit  
20mm width  
Material:  
aluminum 6005-T5  
Cable Installation  
Diameter: within 10mm  
Cable Fasten Bolt:  
Allen Bolt M8\*20



### AS-EK-04

Earthing kit  
18mm width  
Material: aluminum 6005-T5  
Cable Installation  
Diameter: within 9mm  
Cable Fasten Bolt: Allen Bolt M8\*20



### AS-BJ

Bonder Jumper  
L150\*W15mm  
Material: Cu



### AS-GL

Ground lug  
31.8\*30mm  
Material: SU5304

