# 一体式燃气燃烧器选型手册
# Monoblock Gas Burner Catalog

## BTN3-1800
## 48-17500KW

## BTN3-1800
## Gas



# Brief Introduction
## 企业简介


浙江百特燃烧器有限公司于2001年成立是国内集设计、生产、销售于一体的专业化燃烧器制造商，是国内燃烧器同行业中品种多、规格全、技术力量雄厚的热能专业服务厂商。

至今百特燃烧器共生产了70余万台功率从30KW-70000KW范围的各种燃油、燃气、油/气双燃料、重废油燃烧器。所有产品按照国家标准GB/T36699-2018《工业燃油燃气燃烧器通用技术条件》，以及欧洲EN267和EN676标准组织设计、生产、质量控制，并严格按ISO9001：2015国际质量体系贯标运行，产品主要部件配置均采用德国、意大利等著名品牌，每一台出厂的燃烧器都按 TSG Zb001-2008《燃油/气燃烧器安全技术规范》和TSG ZB002-2008《燃油/气燃烧器型式试验规则》标准要求100%进行检测，在燃烧性能、燃烧稳定性、安全性、尾气排放和无故障运行时间等项目指标均达到国际先进水平，先后通过了欧洲CE、BV、IAF、GAS、ETS及中国特种设备检测院CSEI的认证。产品行销世界60多个国家和地区，为世界各地的用户提供优秀的产品和卓越的服务。

百特燃烧器现已拥有16个专利证书，10多种国内外认证证书，20多个系列，上百种燃烧器产品，基本覆盖了传统能源（天然气、油、城市煤气、石油液化气)，非传统能源(焦炉煤气、高炉煤气、发生炉煤气、煤层气、沼气等)的应用范围。产品被广泛用于锅炉、沥青搅拌站、油田、焚烧炉、热风炉、铸造机械、工业窑炉以及其它热能机械配套设备。我们正在成为中国燃烧及节能减排领域的专家，受到了业界和广大工业用户的一致推崇和信赖。

百特燃烧器作为一家以人为本，注重环保，具有高度社会责任感的公司，将一如既往地为您提供高品质的热能解决方案和最优质的服务。


Founded in 2001,BAITE BURNERS is a leading domestic provider of burners.forming an integrated whole industry chain of design,produce ,distribution and sales.and it boasts an extensive business network across over 70 countries and regions as well as more than 100 employees and an annual sales revenue of over USD7.5milion.BAITE BURNERS has core business of burner design, produce,sales and after-sales service .Product range from oil burner ,gas burner, heavy oil heavy burner,dual fuel gas and oil burner and burner spare parts .more than 20 series burners,covering all traditional (natural gas ,oil ,city gas etc) and non traditional source(coke oven gas ,blast furnace gas etc ).Have released new product: low NOx emission gas burner ,FGR burner and surface pre-mix gas burner .Burners use pillar spare parts ,like SUNTEC PUMP,DUNGS GAS VALVE and PRESSURE SWITCH,BRAHMA GAS VALVE , DANFOSS NOZZLE ,SIEMENS CONTROLLER etc.Taking the lead in applying I S O 9 0 0 1:2 0 0 8 quality management system.Many products are certified under international certificate,such as CE ,BV,IAF,GAS,ETS. We have already established great business relationship with renowned customers in South East Asia, Middle East, South America, Africa and European etc. We are fully aware of the fact that only "perfect quality and excellent service" can keep us survive and succeed in today's highly competitive market. Hence, we will be with overall technology support, good service to meet the requirements of world. Enquiries from both domestic and overseas customers are cordially welcomed.

# Patent Certificate

## 专利证书












# Extremely Low NOx Emission Gas Burner Test Report

## 超低氮燃烧器测试报告

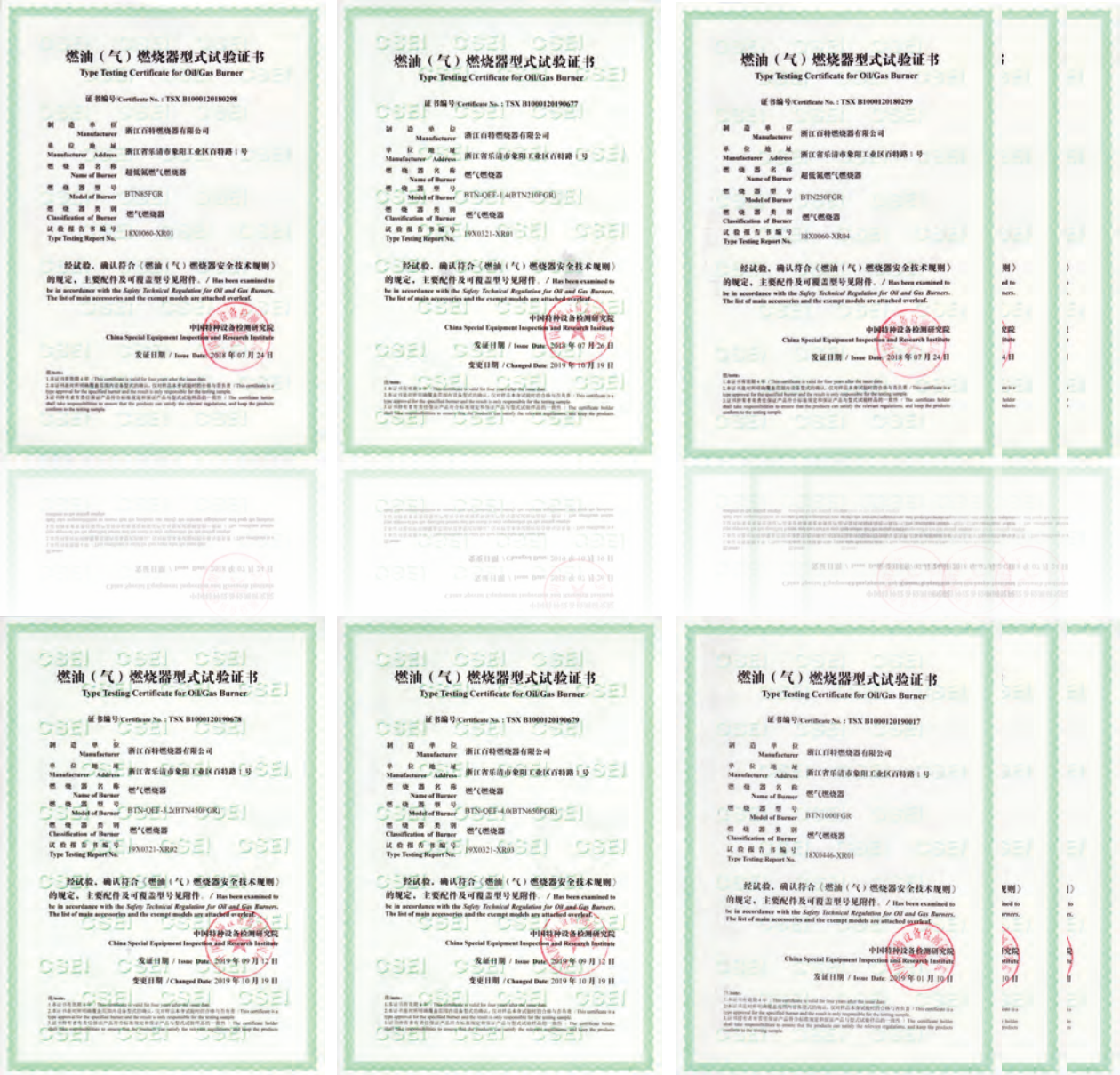

燃油（气）燃烧器型式试验证书

Type Testing Certificate for Oil/Gas Burner

证书编号/Certificate No.：TSX B1000120180298

制造单位 Manufacturer：浙江百特燃烧器有限公司

单位地址 Manufacturer Address：浙江省乐清市象阳工业区百特路1号

燃烧器名称 Name of Burner：超低氮燃气燃烧器

燃烧器型号 Model of Burner：BTN85FGR

燃烧器类别 Classification of Burner：燃气燃烧器

试验报告书编号 Type Testing Report No.：18X0060-XR01

经试验，确认符合《燃油（气）燃烧器安全技术规则》的规定，主要配件及可覆盖型号见附件。/ Has been examined to be in accordance with the *Safety Technical Regulation for Oil and Gas Burners*. The list of main accessories and the exempt models are attached overleaf.

中国特种设备检测研究院 China Special Equipment Inspection and Research Institute

发证日期 / Issue Date: 2018 年 07 月 24 日

燃油（气）燃烧器型式试验证书

Type Testing Certificate for Oil/Gas Burner

证书编号/Certificate No.：TSX B1000120190677

制造单位 Manufacturer：浙江百特燃烧器有限公司

单位地址 Manufacturer Address：浙江省乐清市象阳工业区百特路1号

燃烧器名称 Name of Burner：燃气燃烧器

燃烧器型号 Model of Burner：BTN-QEF-1.4(BTN210FGR)

燃烧器类别 Classification of Burner：燃气燃烧器

试验报告书编号 Type Testing Report No.：19X0321-XR01

经试验，确认符合《燃油（气）燃烧器安全技术规则》的规定，主要配件及可覆盖型号见附件。/ Has been examined to be in accordance with the *Safety Technical Regulation for Oil and Gas Burners*. The list of main accessories and the exempt models are attached overleaf.

中国特种设备检测研究院 China Special Equipment Inspection and Research Institute

发证日期 / Issue Date: 2019 年 07 月 26 日

变更日期 / Changed Date: 2019 年 10 月 19 日

燃油（气）燃烧器型式试验证书

Type Testing Certificate for Oil/Gas Burner

证书编号/Certificate No.：TSX B1000120180299

制造单位 Manufacturer：浙江百特燃烧器有限公司

单位地址 Manufacturer Address：浙江省乐清市象阳工业区百特路1号

燃烧器名称 Name of Burner：超低氮燃气燃烧器

燃烧器型号 Model of Burner：BTN250FGR

燃烧器类别 Classification of Burner：燃气燃烧器

试验报告书编号 Type Testing Report No.：18X0060-XR04

经试验，确认符合《燃油（气）燃烧器安全技术规则》的规定，主要配件及可覆盖型号见附件。/ Has been examined to be in accordance with the *Safety Technical Regulation for Oil and Gas Burners*. The list of main accessories and the exempt models are attached overleaf.

中国特种设备检测研究院 China Special Equipment Inspection and Research Institute

发证日期 / Issue Date: 2018 年 07 月 24 日

燃油（气）燃烧器型式试验证书

Type Testing Certificate for Oil/Gas Burner

证书编号/Certificate No.：TSX B1000120190678

制造单位 Manufacturer：浙江百特燃烧器有限公司

单位地址 Manufacturer Address：浙江省乐清市象阳工业区百特路1号

燃烧器名称 Name of Burner：燃气燃烧器

燃烧器型号 Model of Burner：BTN-QEF-3.2(BTN450FGR)

燃烧器类别 Classification of Burner：燃气燃烧器

试验报告书编号 Type Testing Report No.：19X0321-XR02

经试验，确认符合《燃油（气）燃烧器安全技术规则》的规定，主要配件及可覆盖型号见附件。/ Has been examined to be in accordance with the *Safety Technical Regulation for Oil and Gas Burners*. The list of main accessories and the exempt models are attached overleaf.

中国特种设备检测研究院 China Special Equipment Inspection and Research Institute

发证日期 / Issue Date: 2019 年 09 月 12 日

变更日期 / Changed Date: 2019 年 10 月 19 日

燃油（气）燃烧器型式试验证书

Type Testing Certificate for Oil/Gas Burner

证书编号/Certificate No.：TSX B1000120190679

制造单位 Manufacturer：浙江百特燃烧器有限公司

单位地址 Manufacturer Address：浙江省乐清市象阳工业区百特路1号

燃烧器名称 Name of Burner：燃气燃烧器

燃烧器型号 Model of Burner：BTN-QEF-4.0(BTN650FGR)

燃烧器类别 Classification of Burner：燃气燃烧器

试验报告书编号 Type Testing Report No.：19X0321-XR03

经试验，确认符合《燃油（气）燃烧器安全技术规则》的规定，主要配件及可覆盖型号见附件。/ Has been examined to be in accordance with the *Safety Technical Regulation for Oil and Gas Burners*. The list of main accessories and the exempt models are attached overleaf.

中国特种设备检测研究院 China Special Equipment Inspection and Research Institute

发证日期 / Issue Date: 2019 年 09 月 12 日

变更日期 / Changed Date: 2019 年 10 月 19 日

燃油（气）燃烧器型式试验证书

Type Testing Certificate for Oil/Gas Burner

证书编号/Certificate No.：TSX B1000120190017

制造单位 Manufacturer：浙江百特燃烧器有限公司

单位地址 Manufacturer Address：浙江省乐清市象阳工业区百特路1号

燃烧器名称 Name of Burner：燃气燃烧器

燃烧器型号 Model of Burner：BTN1000FGR

燃烧器类别 Classification of Burner：燃气燃烧器

试验报告书编号 Type Testing Report No.：18X0446-XR01

经试验，确认符合《燃油（气）燃烧器安全技术规则》的规定，主要配件及可覆盖型号见附件。/ Has been examined to be in accordance with the *Safety Technical Regulation for Oil and Gas Burners*. The list of main accessories and the exempt models are attached overleaf.

中国特种设备检测研究院 China Special Equipment Inspection and Research Institute

发证日期 / Issue Date: 2019 年 01 月 10 日

# 目录
# Content

# 产品型号规格定义
# Product Model Specification Designation Of Series

1、型号/Model：BT第一代一体式燃烧器/BT 1st monoblock burner　BTZ搅拌站系列燃烧器/BTZ asphalt mix plant burner　BDG高炉煤气燃烧器/BDG blast-furnace gas burner
BTN第二代一体式燃烧器/BT 2nd monoblock burner　BX表面全预混燃烧器/BX surface full premix burner　BDJ发生炉/焦炉煤气燃烧器/BDJ coke oven gas burner
BD分体式燃烧器/BD split burner　BDR分体式火焰可调式燃烧器/BDR split flame adjustable burner

2、出力大小或规格/Capacity or specification：

3、燃料/Fuel：

| | | | |
|---|---|---|---|
| G | 天然气/NG： | HA | 辅助雾化重油/Heavy oil with heater |
| L | 柴油/diesel | GH | 天然气/重油/NG/Heavy oil |
| GL | 天然气/柴油/NG/diesel | GHA | 天然气/辅助雾化重油NG/Heavy oil with heater |
| H | 重油/heavy oil | | |

4、调节方式 /Adjustment:

| | |
|---|---|
| Y | 单段火(实际型号不用体现）/one stage(no indication in real model) |
| R | 两段火/Two stage |
| C | 机械比调/Mechanical cam |
| S | 三段火/Three stage fire |
| E | 电子比调/Electronic modulation |
| P | 空气 / 燃气阀组比调/Proportional air/gas valve |
| V | 带可变速驱动（带变频器）/With frequency converter |

5、排放 /Emission:

| | |
|---|---|
| C01... | 等级/class 1 EN267-EN676 |
| C02 - MZ | 等级/class 2 EN267-EN676 |
| C03 - BLU | 等级/class 3 EN267-EN676 |
| C04 - | 等级/class 3 EN676 |
| C05 - MX | 等级/class 2 EN267-等级/class 3EN676 |

6、燃烧方式/Adjustment：FGR　烟气外循环/Combustion way

7、燃烧头 /Head:

| | |
|---|---|
| TC | 标准燃烧头(实际型号不用体现）/Standard head |
| TL | 加长燃烧头(长度mm)/Long head |

8、控制系统 /Controlling system:

| | | | | | |
|---|---|---|---|---|---|
| PLC | LME22 | LOA24 | LAL1.25 | LMV27 | LMV51 |
| BT330 | LME11 | LMO44 | LFL1.322 | LMV37 | LMV6 |

9、运行时间 /Flame control system:
FS1 标准运行 ( 每 24 小时停机 1 次 )/FS1 Standard(1 stop every 24h)
FS2 连续运行 ( 每 72 小时停机 1 次 )/FS2 Continuous working(1 stop every 72h)

10、系统电源 /Electrical supply of the system:

| | |
|---|---|
| 3/400/50 | 3N / 400V / 50Hz |
| 1/230/50 | 1 / 230V / 50Hz |

11、辅助电源电压 /Auxiliary voltage:

| | |
|---|---|
| 230/50/60 | 230V / 50-60Hz |
| 110/50/60 | 110V / 50-60Hz |

| | | | | | | | | | | |
|---|---|---|---|---|---|---|---|---|---|---|
| BTN | 450 | G | E | C04 | FGR | TL | | | 3/400/50 | 230/50/60 |

基本型号/BASIC DESIGNATION

拓展型号/EXTENDED DESIGNATION

# BTN3G/GC单段火/渐进式/ 比例调节燃气燃烧器

## 技术性能及结构特征
Technical performance and structural characteristics

1. 燃气燃烧器。
2. 单段/渐进式/比例式运行。
3. 空气和燃气在燃烧头内混合。
4. 通过调节燃烧空气和燃烧头，可以获得最佳的燃烧参数。
5. 无须拆掉安装法兰，就可直接拆下燃烧器，维修保养方便。
6. 单段用手动调节空气流量。
7. 渐进/比例式带有凸轮的伺服电机可以同时调节空气和燃料的供应, 燃烧器暂停时，风门关闭以减少炉内热量损失。
8. 采用一个法兰和耐高温隔热垫与锅炉联接固定。
9. 带流量调节装置的燃烧空气进口。
10.单相电机带动风机。
11.电离电极检测火焰。
12.标准配置的电气防护等级IP40。
13.塑料保护外罩。

1.Gas burner.
2.Single-stage,progressive/modulation operation.
3.Mixing the air and gas in the burner head.
4.Regulating combustion air and blast-pipe.
5.Maintenance facilitated by the possibility of removing the combustion head without having to remove the burner from the boiler.
6.Manual adjusting of the air flow rate.
7.Air damper for air setting and automatic regulator for gas delivery controlled by a high precision servomotor.Fully closing air damper on shutdown to avoid loss of heat through the chimney.
8.Fixed boiler coupling flange.
9.Combustion air intake with throttle damper.
10.Single phase motor drives fan motor.
11.Flame detection by ionisation electrode.
12.Electric protection rating:IP40.
13.Sound-proof plastic protective cover.

| 功率 Power (KW) | 型号 Model | 订货编号 Article No. | 电源 Power supply | 电机功率 Motor power (KW) | 包装尺寸 package size (L*W*H/mm) | 重量 weight (kg) |
|---|---|---|---|---|---|---|
| 17~48 | BTN3G<br>BTN3GC | 202 22 010<br>202 22 024 | 230V 50Hz | 0.1 | 375x300x288<br>375x470x350 | 8<br>8.5 |

## 外观尺寸图
Overall dimensions




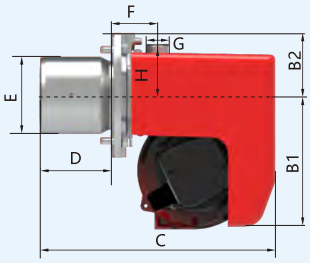


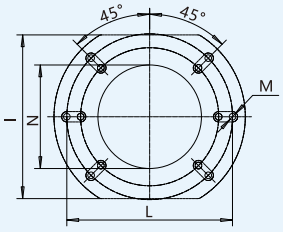


锅炉开口尺寸
BURNER-BOILER MOUNTING FLANGE

| 型号 model | A1 | A2 | B1 | B2 | C | D | E | F | G | H | I | L | M | N |
|---|---|---|---|---|---|---|---|---|---|---|---|---|---|---|
| | mm | mm | mm | mm | mm | mm | Φmm | mm | mm | mm | mm | Φmm | M | Φmm |
| BTN3G | 123 | 98 | 157 | 73 | 276 | 84 | 90 | 53 | G1/2" | 59.5 | 145-176 | 150 | 6-M8 | 95 |
| BTN3GC | 123 | 262 | 157 | 132 | 276 | 84 | 90 | 53 | G1/2" | 110 | 145-176 | 150 | 6-M8 | 95 |

# BTN3G/GC
# One-stage /Progressive/Modulation Gas Burner

## 备选功能
Alternative function

加长的燃烧筒，可定制60Hz
Longer blast tube and 60HZ motor is customized.

使用LPG燃气时，需在燃烧头上安装该特殊组件
When using LPG gas, this special component is installed on the burner

阀组-与锅炉配套的组件
Valve block - Component for boiler

## 备注
remark

* 阀组进口允许的最大燃气压力。
* Maximum allowable gas pressure at valve group inlet.

## 曲线图
curve graph

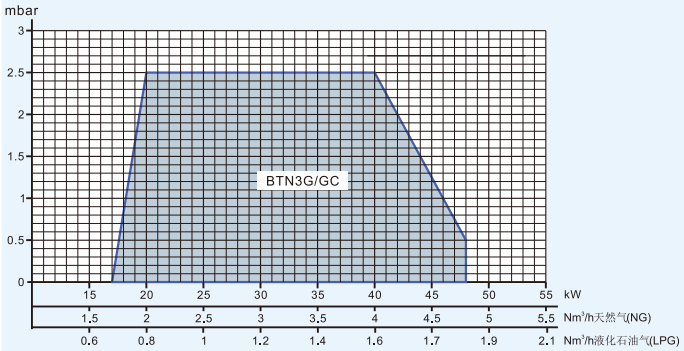


曲线图 Curve diagram

## 锅炉燃烧器功率(kW)
Burner Output (kW)

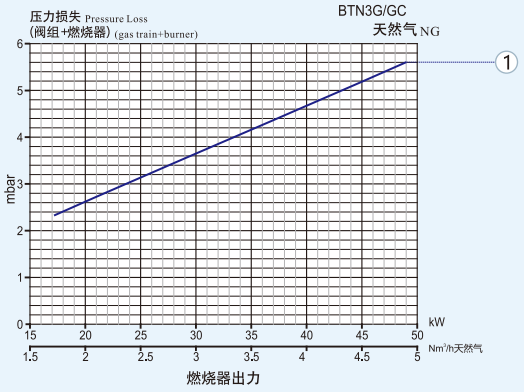


## BTN3G/GC

天然气 natural gas

| 曲线（型号）Curve (model) | 阀组编号 Valve group number | 检漏 Leakage control | 最大压力** Maximum pressure value (mbar) | 图号 figure number |
|---|---|---|---|---|
| ① QF-MVDLE205/5-RC1/2" | 222 25 350 | - | 360 | QF1 |
| ① QF-MB-DLE405 B01 S20-RC1/2" | 222 25 650 | - | 360 | QF3 |

# BTN5/12G/GC单段火/渐进式/ 比例调节燃气燃烧器

## 技术性能及结构特征
Technical performance and structural characteristics

1. 燃气燃烧器。
2. 单段/渐进式/比例式运行。
3. 空气和燃气在燃烧头内混合。
4. 通过调节燃烧空气和燃烧头，可以获得最佳的燃烧参数。
5. 无须拆掉安装法兰，就可直接拆下燃烧器，维修保养方便。
6. 单段用手动调节空气流量。
7. 渐进/比例式带有凸轮的伺服电机可以同时调节空气和燃料的供应, 燃烧器暂停时，风门关闭以减少炉内热量损失。
8. 采用一个法兰和耐高温隔热垫与锅炉联接固定。
9. 带流量调节装置的燃烧空气进口。
10.单相电机带动风机。
11.电离电极检测火焰。
12.标准配置的电气防护等级IP40。
13.塑料保护外罩。

1.Gas burner.
2.Single-stage/progressive/modulation operation.
3.Mixing the air and gas in the burner head.
4.Regulating combustion air and blast-pipe.
5.Maintenance facilitated by the possibility of removing the combustion head without having to remove the burner from the boiler.
6.Manual adjusting of the air flow rate.
7.Air damper for air setting and automatic regulator for gas delivery controlled by a high precision servomotor.Fully closing air damper on shutdown to avoid loss of heat through the chimney.
8.Fixed boiler coupling flange.
9.Combustion air intake with throttle damper.
10.Single phase motor drives fan motor.
11.Flame detection by ionisation electrode.
12.Electric protection rating:IP40.
13.Sound-proof plastic protective cover.

| 功率 Power (KW) | 型号 Model | 订货编号 Article No. | 电源 Power supply | 电机功率 Motor power (KW) | 包装尺寸 package size (L*W*H/mm) | 重量 weight (kg) |
|---|---|---|---|---|---|---|
| 34~70 | BTN5G<br>BTN5GC | 202 22 011<br>202 22 025 | 230V 50Hz | 0.1 | 420x360x315<br>420x530x377 | 9<br>9.5 |
| 49~120 | BTN12G<br>BTN12GC | 202 22 013<br>202 22 026 | 230V 50Hz | 0.13 | 420x360x315<br>420x530x377 | 9.5<br>10 |

## 外观尺寸图
Overall dimensions




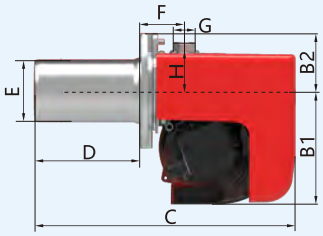


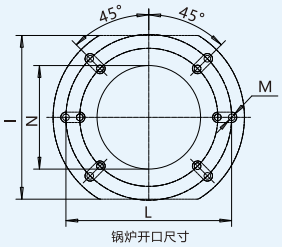


锅炉开口尺寸
BURNER-BOILER MOUNTING FLANGE

| 型号 model | A1 | A2 | B1 | B2 | C | D | E | F | G | H | I | L | M | N |
|---|---|---|---|---|---|---|---|---|---|---|---|---|---|---|
| | mm | mm | mm | mm | mm | mm | Φmm | mm | mm | mm | mm | Φmm | M | Φmm |
| BTN5G | 135 | 107 | 165 | 83 | 385 | 158.5 | 95 | 63.5 | G¾″ | 70 | 166-194 | 140-168 | 6-M8 | 105 |
| BTN5GC | 135 | 271 | 165 | 142 | 385 | 158.5 | 95 | 63.5 | G¾″ | 121 | 166-194 | 140-168 | 6-M8 | 105 |
| BTN12G | 135 | 108 | 165 | 83 | 385 | 158.5 | 101 | 63.5 | G¾″ | 70 | 166-194 | 140-168 | 6-M8 | 105 |
| BTN12GC | 135 | 271 | 165 | 142 | 385 | 158.5 | 101 | 63.5 | G¾″ | 121 | 166-194 | 140-168 | 6-M8 | 105 |

# BTN5/12G/GC
# One-stage/Progressive/Modulation Gas Burner

## 备选功能
Alternative function

加长的燃烧筒，可定制60Hz
Longer blast tube and 60HZ motor is customized.

使用LPG燃气时，需在燃烧头上安装该特殊组件
When using LPG gas, this special component is installed on the burner

阀组-与锅炉配套的组件
Valve block - Component for boiler

## 备注
remark

* 阀组进口允许的最大燃气压力。
* Maximum allowable gas pressure at valve group inlet.

## 曲线图
curve graph

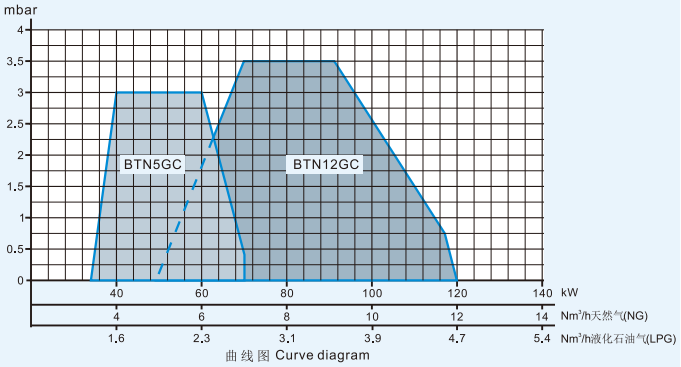

曲线图 Curve diagram

## 锅炉燃烧器功率(kW)
Burner Output (kW)

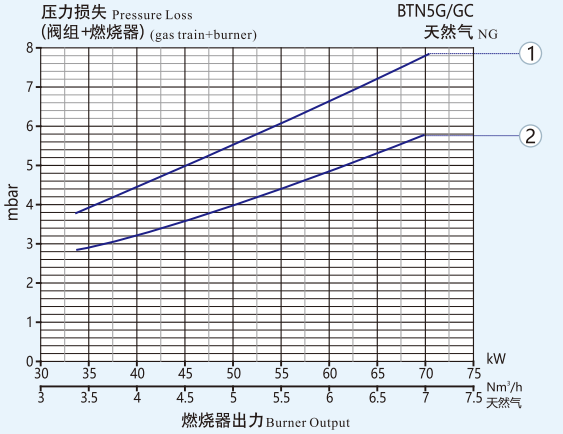


天然气 natural gas

### BTN5G

| 曲线（型号）Curve (model) | 阀组编号 Valve group number | 检漏 Leakage control | 最大压力** Maximum pressure value (mbar) | 图号 figure number |
|---|---|---|---|---|
| ① QF-MVDLE205/5-RC3/4" | 222 25 351 | - | 360 | QF1 |
| ② QF-MVDLE207/5-RC3/4" | 222 25 352 | - | 360 | QF1 |
| ① QF-MB-DLE405 B01 S20-RC3/4" | 222 25 651 | - | 360 | QF3 |
| ② QF-MB-DLE407 B01 S20-RC3/4" | 222 25 652 | - | 360 | QF3 |

## 锅炉燃烧器功率(kW)
Burner Output (kW)

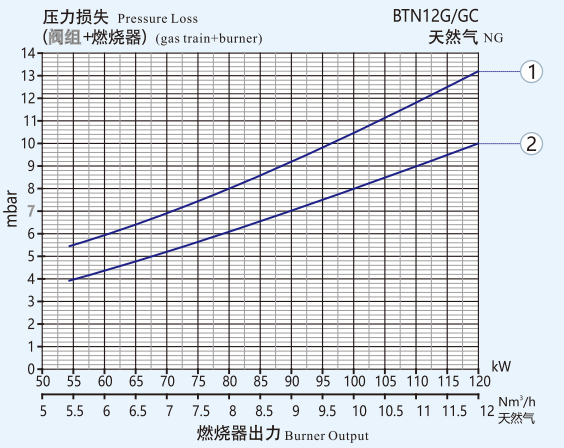


天然气 natural gas

### BTN12G

| 曲线（型号）Curve (model) | 阀组编号 Valve group number | 检漏 Leakage control | 最大压力** Maximum pressure value (mbar) | 图号 figure number |
|---|---|---|---|---|
| ① QF-MVDLE205/5-RC3/4" | 222 25 351 | - | 360 | QF1 |
| ② QF-MVDLE207/5-RC3/4" | 222 25 352 | - | 360 | QF1 |
| ① QF-MB-DLE405 B01 S20-RC3/4" | 222 25 651 | - | 360 | QF3 |
| ② QF-MB-DLE407 B01 S20-RC3/4" | 222 25 652 | - | 360 | QF3 |

# BTN20/30G/GC单段火/渐进式/比例调节燃气燃烧器

## 技术性能及结构特征
Technical performance and structural characteristics

1. 燃气燃烧器。
2. 单段/渐进式/比例式运行。
3. 空气和燃气在燃烧头内混合。
4. 通过调节燃烧空气和燃烧头，可以获得最佳的燃烧参数。
5. 无须拆掉安装法兰，就可直接拆下燃烧器，维修保养方便。
6. 单段用手动调节空气流量。
7. 渐进/比例式带有凸轮的伺服电机可以同时调节空气和燃料的供应, 燃烧器暂停时，风门关闭以减少炉内热量损失。
8. 采用一个法兰和耐高温隔热垫与锅炉联接固定。
9. 带流量调节装置的燃烧空气进口。
10.单相电机带动风机。
11.电离电极检测火焰。
12.标准配置的电气防护等级IP40。
13.塑料保护外罩。

1.Gas burner.
2.Single-stage/progressive/modulation operation.
3.Mixing the air and gas in the burner head.
4.Regulating combustion air and blast-pipe.
5.Maintenance facilitated by the possibility of removing the combustion head without having to remove the burner from the boiler.
6.Manual adjusting of the air flow rate.
7.Air damper for air setting and automatic regulator for gas delivery controlled by a high precision servomotor.Fully closing air damper on shutdown to avoid loss of heat through the chimney.
8.Fixed boiler coupling flange.
9.Combustion air intake with throttle damper.
10.Single phase motor drives fan motor.
11.Flame detection by ionisation electrode.
12.Electric protection rating:IP40.
13.Sound-proof plastic protective cover.

| 功率 Power (KW) | 型号 Model | 订货编号 Article No. | 电源 Power supply | 电机功率 Motor power (KW) | 包装尺寸 package size (L*W*H/mm) | 重量 weight (kg) |
|---|---|---|---|---|---|---|
| 60~205 | BTN20G<br>BTN20GC | 202 22 015<br>202 22 051 | 230V 50Hz | 0.2 | 525x365x380<br>535x525x405 | 12<br>17 |
| 100~280 | BTN30G<br>BTN30GC | 202 22 016<br>202 22 052 | 230V 50Hz | 0.25 | 525x365x380<br>535x525x405 | 13<br>18 |

## 外观尺寸图
Overall dimensions

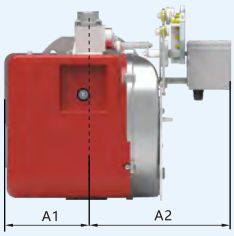


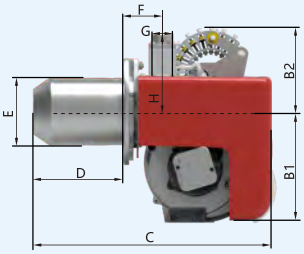


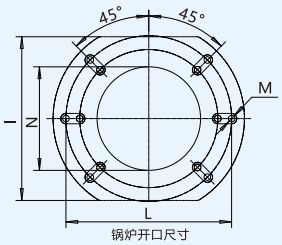


锅炉开口尺寸
BURNER-BOILER MOUNTING FLANGE

| 型号 model | A1 | A2 | B1 | B2 | C | D | E | F | G | H | I | L | M | N |
|---|---|---|---|---|---|---|---|---|---|---|---|---|---|---|
| | mm | mm | mm | mm | mm | mm | Φmm | mm | mm | mm | mm | Φmm | M | Φmm |
| BTN20G | 157 | 136 | 204 | 98 | 440 | 165 | 126 | 72 | G1″ | 87 | 189-214 | 160-190 | 6-M8 | 135 |
| BTN20GC | 157 | 300 | 204 | 157 | 440 | 165 | 126 | 72 | G1″ | 144 | 189-214 | 160-190 | 6-M8 | 135 |
| BTN30G | 157 | 136 | 204 | 98 | 440 | 164 | 133 | 72 | G1″ | 87 | 189-214 | 160-190 | 6-M8 | 140 |
| BTN30GC | 157 | 300 | 204 | 157 | 440 | 164 | 133 | 72 | G1″ | 144 | 189-214 | 160-190 | 6-M8 | 140 |

# BTN20/30G/GC
# One-stage/Progressive/Modulation Gas Burner

## 备选功能
Alternative function

加长的燃烧筒，可定制60Hz
Longer blast tube and 60HZ motor is customized.

使用LPG燃气时，需在燃烧头上安装该特殊组件
When using LPG gas, this special component is installed on the burner

阀组-与锅炉配套的组件
Valve block - Component for boiler

## 备注
remark

* 阀组进口允许的最大燃气压力。
* Maximum allowable gas pressure at valve group inlet.

## 曲线图
curve graph

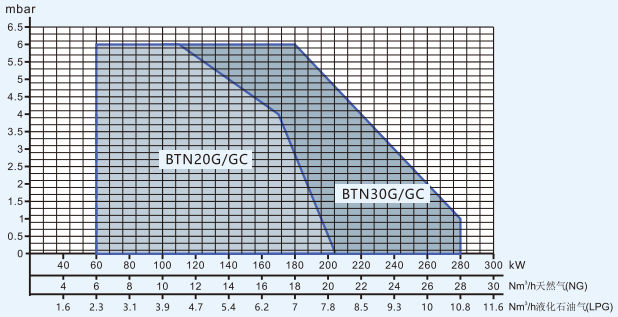


曲线图 Curve diagram

## 锅炉燃烧器功率(kW)
Burner Output (kW)

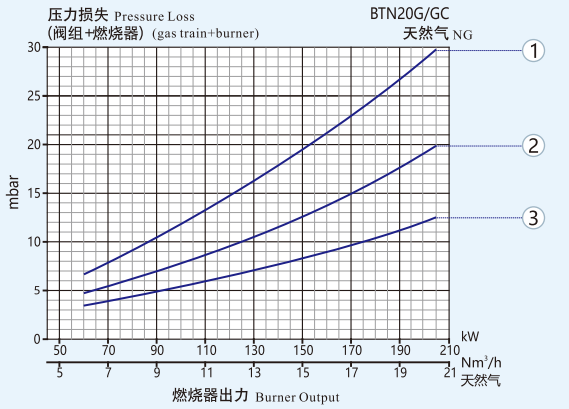


### BTN20G/GC

天然气 natural gas

| 曲线（型号） Curve (model) | 阀组编号 Valve group number | 检漏 Leakage control | 最大压力** Maximum pressure value (mbar) | 图号 figure number |
|---|---|---|---|---|
| ② QF-MVDLE207/5-RC1" | 222 25 354 | - | 360 | QF1 |
| ③ QF-MVDLE210/5-RC1" | 222 25 355 | - | 360 | QF1 |
| ① QF-MB-DLE405 B01 S20-RC1" | 222 25 653 | - | 360 | QF3 |
| ② QF-MB-DLE407 B01 S20-RC1" | 222 25 654 | - | 360 | QF3 |
| ③ QF-MB-DLE410 B01 S20-RC1" | 222 25 655 | - | 360 | QF3 |

## 锅炉燃烧器功率(kW)
Burner Output (kW)

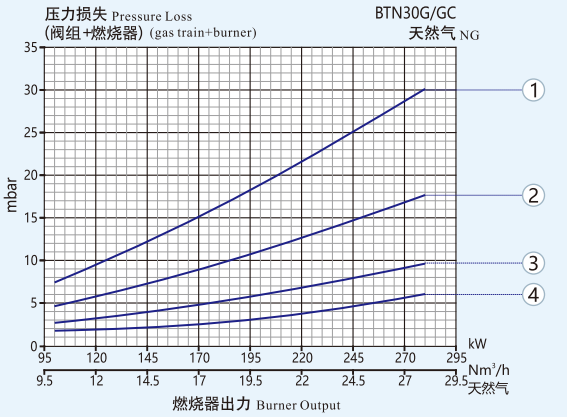


### BTN30G/GC

天然气 natural gas

| 曲线（型号） Curve (model) | 阀组编号 Valve group number | 检漏 Leakage control | 最大压力** Maximum pressure value (mbar) | 图号 figure number |
|---|---|---|---|---|
| ① QF-MVDLE207/5-RC1" | 222 25 354 | - | 360 | QF1 |
| ② QF-MVDLE210/5-RC1" | 222 25 355 | - | 360 | QF1 |
| ① QF-MB-DLE407 B01 S20-RC1" | 222 25 654 | - | 360 | QF3 |
| ② QF-MB-DLE410 B01 S20-RC1" | 222 25 655 | - | 360 | QF3 |
| ③ QF-MB-DLE412 BO1 S20-RC1" | 222 25 007 | - | 360 | QF3 |
| ④ QF-MB-DLE415 BO1 S20-RC1" | 222 25 011 | - | 360 | QF3 |

# BTN40/55G/GC 单段火/渐进式/比例调节燃气燃烧器

## 技术性能及结构特征
Technical performance and structural characteristics

1. 燃气燃烧器。
2. 单段/渐进式/比例式运行。
3. 空气和燃气在燃烧头内混合。
4. 通过调节燃烧空气和燃烧头，可以获得最佳的燃烧参数。
5. 无须拆掉安装法兰，就可直接拆下燃烧器，维修保养方便。
6. 单段用手动调节空气流量。
7. 用伺服电机来进行第一、二段最小和最大空气流量调节；燃烧器暂停时，风门关闭以减少炉内热量损失。
8. 采用一个法兰和耐高温隔热垫与锅炉联接固定。
9. 带流量调节装置的燃烧空气进口。
10.电离电极检测火焰。
11.单相电机带动风机
12.标准配置的电气防护等级IP40。

1.Gas burner.
2.Single-stage,progressive/modulation operation.
3.Mixing the air and gas in the burner head.
4.Regulating combustion air and blast-pipe.
5.Maintenance facilitated by the possibility of removing the combustion head without having to remove the burner from the boiler.
6.Manual adjusting of the air flow rate.
7.The first ,second stage Max.and Min.air flow is controlled by a high precision . Fully closing air damper on shutdown to avoid loss of heat through the chimney.
8.Fixed boiler coupling flange.
9.Combustion air intake with throttle damper.
10.Flame detection by ionisation electrode.
11.Single phase motor drives fan motor.
12.Electric protection rating:IP40.

| 功率 Power (KW) | 型号 Model | 订货编号 Article No. | 电源 Power supply | 电机功率 Motor power (KW) | 包装尺寸 package size (L*W*H/mm) | 重量 weight (kg) |
|---|---|---|---|---|---|---|
| 70~390 | BTN40G<br>BTN40GC | 202 22 017<br>202 22 053 | 230V 50Hz | 0.45 | 645x600x465 | 39 |
| 101~550 | BTN55G<br>BTN55GC | 202 22 018<br>202 22 054 | 230V 50Hz | 0.45 | 645x600x465 | 40 |

## 外观尺寸图
Overall dimensions




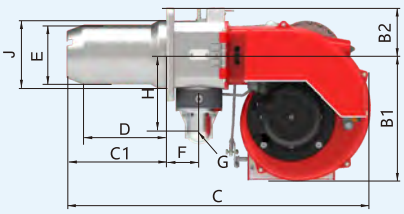


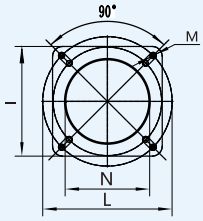


锅炉开口尺寸
BURNER-BOILER MOUNTING FLANGE

| 型号 model | A1 | A2 | B1 | B2 | C | C1 | D | E | F | G | H | I | L | M | N | J |
|---|---|---|---|---|---|---|---|---|---|---|---|---|---|---|---|---|
| | mm | mm | mm | mm | mm | mm | mm | Φmm | mm | mm | mm | mm | Φmm | M | Φmm | mm |
| BTN40G | 253 | 207 | 300 | 110 | 713 | 230 | 196 | 140 | 77 | G1½" | 178 | 220 | 218-260 | 4-M10 | 170 | 161 |
| BTN40GC | 253 | 276 | 300 | 110 | 713 | 230 | 196 | 140 | 77 | G1½" | 178 | 220 | 218-260 | 4-M10 | 170 | 161 |
| BTN55G | 253 | 207 | 300 | 110 | 713 | 230 | 196 | 140 | 77 | G1½" | 178 | 220 | 218-260 | 4-M10 | 170 | 161 |
| BTN55GC | 253 | 276 | 300 | 110 | 713 | 230 | 196 | 140 | 77 | G1½" | 178 | 220 | 218-260 | 4-M10 | 170 | 161 |

# BTN40/55G/GC
# One-stage/Progressive/Modulation Gas Burner

## 备选功能
Alternative function

加长的燃烧筒，可定制60Hz
Longer blast tube and 60HZ motor is customized.

使用LPG燃气时，需在燃烧头上安装该特殊组件
When using LPG gas, this special component is installed on the burner

阀组-与锅炉配套的组件
Valve block - Component for boiler

## 比例调节功能
Proportional control function

另外订购比例仪RWF40或DC1020与调节组件，燃烧器即可实现比例调节运行。
In addition, order the proportioner RWF40 or DC1020 and the regulating assembly, and the burner can be proportionally regulated.

## 备注
remark

1)配有空气关闭装置
1)It is with air closure device.
**)阀组进口允许的最大燃气压力。
**)Allowed Max.gas pressure in valve set input.

## 曲线图
curve graph

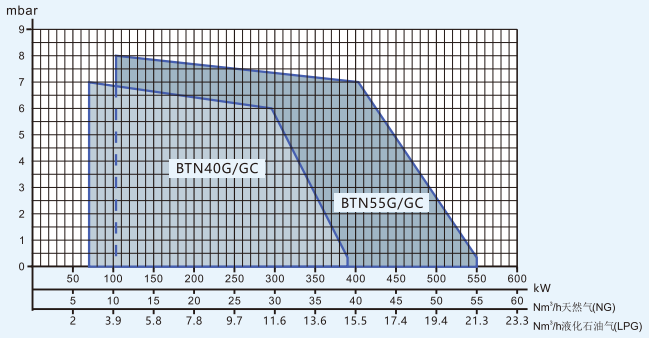

曲线图 Curve diagram

## 锅炉燃烧器功率(kW)
Burner Output (kW)

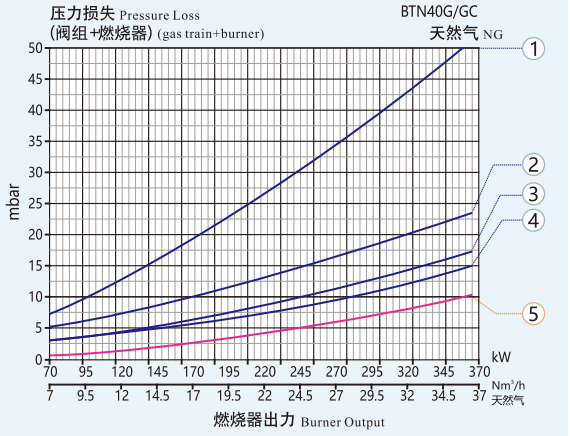


天然气 natural gas

| BTN40G/GC 曲线（型号） Curve (model) | 阀组编号 Valve group number | 检漏 Leakage control | 最大压力** Maximum pressure value (mbar) | 图号 figure number |
|---|---|---|---|---|
| ② QF-MVDLE210/5-RC1 1/2" | 222 25 357 | - | 360 | QF1 |
| ④ QF-MVDLE215/5-RC1 1/2" | 222 25 358 | - | 200 | QF1 |
| ⑤ QF-MVDLE220/5-RC1 1/2" | 222 25 359 | - | 200 | QF1 |
| ① QF-MB-DLE407 B01 S20-RC1 1/2" | 222 25 656 | - | 360 | QF3 |
| ② QF-MB-DLE410 B01 S20-RC1 1/2" | 222 25 657 | - | 360 | QF3 |
| ③ QF-MB-DLE412 B01 S20-RC1 1/2" | 222 25 658 | - | 360 | QF3 |
| ④ QF-MB-DLE415 B01 S20-RC1 1/2" | 222 25 659 | - | 360 | QF3 |

## 锅炉燃烧器功率(kW)
Burner Output (kW)

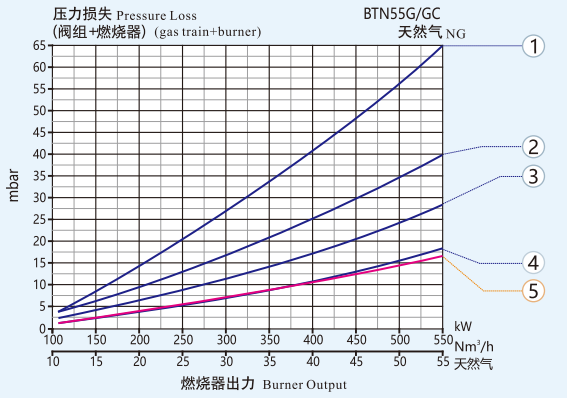


天然气 natural gas

| BTN55G/GC 曲线（型号） Curve (model) | 阀组编号 Valve group number | 检漏 Leakage control | 最大压力** Maximum pressure value (mbar) | 图号 figure number |
|---|---|---|---|---|
| ② QF-MVDLE210/5-RC1 1/2" | 222 25 357 | - | 360 | QF1 |
| ④ QF-MVDLE215/5-RC1 1/2" | 222 25 358 | - | 200 | QF1 |
| ⑤ QF-MVDLE220/5-RC1 1/2" | 222 25 359 | - | 200 | QF1 |
| ① QF-MB-DLE407 B01 S20-RC1 1/2" | 222 25 656 | - | 360 | QF3 |
| ② QF-MB-DLE410 B01 S20-RC1 1/2" | 222 25 657 | - | 360 | QF3 |
| ③ QF-MB-DLE412 B01 S20-RC1 1/2" | 222 25 658 | - | 360 | QF3 |
| ④ QF-MB-DLE415 B01 S20-RC1 1/2" | 222 25 659 | - | 360 | QF3 |

# BTN85/120/150GC双段渐进式 / 比例调节燃气燃烧器

## 技术性能及结构特征
Technical performance and structural characteristics

1. 燃气燃烧器。
2. 双段渐进式/比例式运行。
3. 空气和燃气在燃烧头内混合。
4. 通过调节燃烧空气和燃烧头，可以获得最佳的燃烧参数。
5. 铰链式连接，可左右自然打开，维修保养方便。
6. 用伺服电动机来进行第一、二段最小和最大空气流量调节；燃烧器暂停时，风门关闭以减少炉内热量损失。
7. 带有凸轮的伺服电机可以同时调节空气和燃料的供应。
8.采用一个法兰和耐高温隔热垫与锅炉联接固定。
9. 带流量调节装置的燃烧空气进口。
10.单相电机带动风机。
11.电离电极检测火焰。
12.标准配置的电气防护等级IP40。

1.Gas burner.
2.Two-stage progressive/modulation operation.
3.Mixing the air and gas in the burner head .
4.Regulating combustion air and blast-pipe.
5.Hinge connection ,it could be opened by both sides .easy maintenance .
6.The first ,second stage Max.and Min.air flow is controlled by a high precision . Fully closing air damper on shutdown to avoid loss of heat through the chimney.
7.Servo motor with cam could adjust air and fuel supply simultaneously.
8.Fixed boiler coupling flange.
9.Combustion air intake with throttle damper.
10.Single phase motor drives fan motor.
11.Flame detection by ionisation electrode.
12.Electric protection rating:IP40.

| 功率 Power (KW) | 型号 Model | 订货编号 Article No. | 电源 Power supply | 电机功率 Motor power (KW) | 包装尺寸 package size (L*W*H/mm) | 重量 weight (kg) |
|---|---|---|---|---|---|---|
| 135~814 | BTN85GC | 202 22 055 | 380V 50Hz | 1.1 | 1010x905x760 | 74 |
| 150~1163 | BTN120GC | 202 22 056 | 380V 50Hz | 1.5 | 1010x905x760 | 76 |
| 372~1512 | BTN150GC | 202 22 057 | 380V 50Hz | 2.2 | 1010x905x760 | 76 |

## 外观尺寸图
Overall dimensions


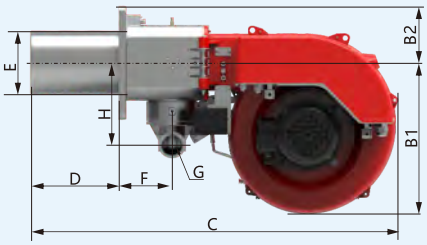


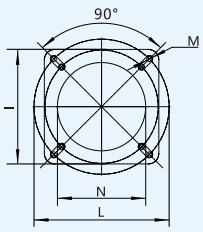


锅炉开口尺寸
BURNER-BOILER MOUNTING FLANGE

| 型号 model | A1 | A2 | B1 | B2 | C | D | E | F | G | H | I | L | M | N |
|---|---|---|---|---|---|---|---|---|---|---|---|---|---|---|
| | mm | mm | mm | mm | mm | mm | Φmm | mm | mm | mm | mm | Φmm | M | Φmm |
| BTN85GC | 355 | 235 | 428 | 160 | 1042 | 250 | 180 | 151 | G2″ | 231 | 320 | 290~370 | 4-M16 | 190 |
| BTN120GC | 355 | 235 | 428 | 160 | 1042 | 250 | 180 | 151 | G2″ | 231 | 320 | 290~370 | 4-M16 | 190 |
| BTN150GC | 355 | 235 | 428 | 160 | 1072 | 280 | 189 | 151 | G2″ | 231 | 320 | 290~370 | 4-M16 | 200 |

# BTN85/120G/250GC
# Two-stage Progressive/Modulation Gas Burner

## 备选功能
Alternative function

加长的燃烧筒，可定制60Hz
Longer blast tube and 60HZ motor is customized.

使用LPG燃气时，需在燃烧头上安装该特殊组件
When using LPG gas, this special component is installed on the burner

阀组-与锅炉配套的组件
Valve block - Component for boiler

## 比例调节功能
Proportional control function

另外订购比例仪RWF40或DC1020与调节组件，燃烧器即可实现比例调节运行。
In addition, order the proportioner RWF40 or DC1020 and the regulating assembly, and the burner can be proportionally regulated.

## 备注
remark

1)配有空气关闭装置
1)It is with air closure device.
**)阀组进口允许的最大燃气压力。
**)Allowed Max.gas pressure in valve set input.

## 曲线图
curve graph

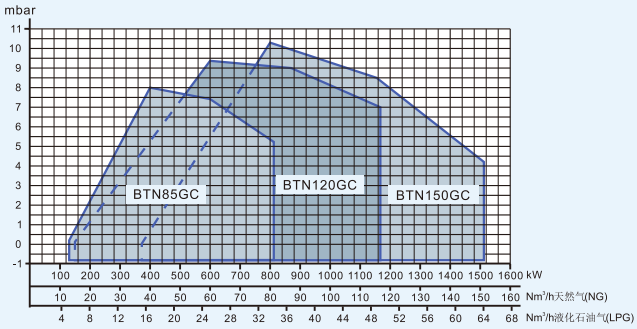


曲线图 Curve diagram

## 锅炉燃烧器功率(kW)
Burner Output (kW)

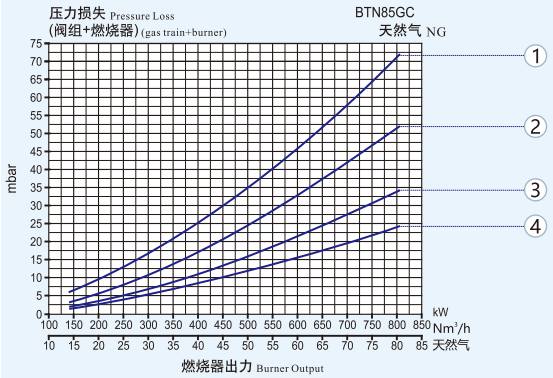


### BTN85GC
天然气 natural gas

| 曲线（型号） Curve (model) | 阀组编号 Valve group number | 检漏 Leakage control | 最大压力** Maximum pressure value (mbar) | 图号 figure number |
|---|---|---|---|---|
| ③ QF-MVD215/5+MVDLE215/5-RC2" | 222 25 451 | - | 200 | QF2 |
| ④ QF-MVD220/5+MVDLE220/5-RC2" | 222 25 452 | - | 200 | QF2 |
| ① QF-MB-DLE410 B01 S20-RC2" | 222 25 660 | - | 360 | QF3 |
| ② QF-MB-DLE412 B01 S20-RC2" | 222 25 661 | - | 360 | QF3 |
| ③ QF-MB-DLE415 B01 S20-RC2" | 222 25 662 | - | 360 | QF3 |
| ④ QF-MB-DLE420 B01 S20-RC2" | 222 25 663 | - | 360 | QF3 |

## 锅炉燃烧器功率(kW)
Burner Output (kW)

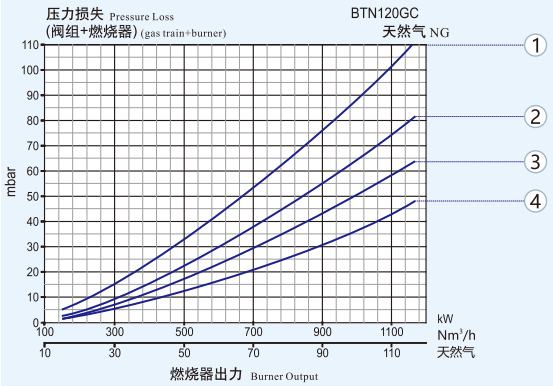


### BTN120GC
天然气 natural gas

| 曲线（型号） Curve (model) | 阀组编号 Valve group number | 检漏 Leakage control | 最大压力** Maximum pressure value (mbar) | 图号 figure number |
|---|---|---|---|---|
| ③ QF-MVD215/5+MVDLE215/5-RC2" | 222 25 451 | - | 200 | QF2 |
| ④ QF-MVD220/5+MVDLE220/5-RC2" | 222 25 452 | - | 200 | QF2 |
| ① QF-MB-DLE410 B01 S20-RC2" | 222 25 660 | - | 360 | QF3 |
| ② QF-MB-DLE412 B01 S20-RC2" | 222 25 661 | - | 360 | QF3 |
| ③ QF-MB-DLE415 B01 S20-RC2" | 222 25 662 | - | 360 | QF3 |
| ④ QF-MB-DLE420 B01 S20-RC2" | 222 25 663 | - | 360 | QF3 |

## 锅炉燃烧器功率(kW)
Burner Output (kW)

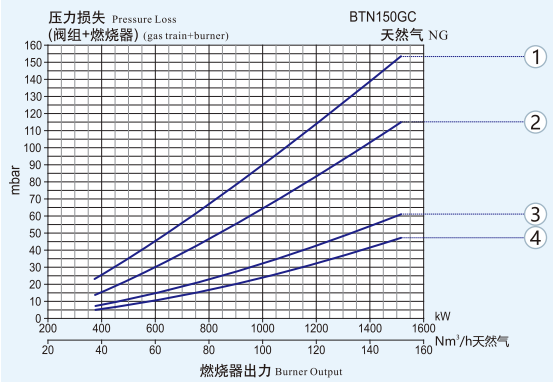


### BTN150GC
天然气 natural gas

| 曲线（型号） Curve (model) | 阀组编号 Valve group number | 检漏 Leakage control | 最大压力** Maximum pressure value (mbar) | 图号 figure number |
|---|---|---|---|---|
| ③ QF-MVD215/5+MVDLE215/5-RC2" | 222 25 451 | - | 200 | QF2 |
| ④ QF-MVD220/5+MVDLE220/5-RC2" | 222 25 452 | - | 200 | QF2 |
| ① QF-MB-DLE410 B01 S20-RC2" | 222 25 660 | - | 300 | QF3 |
| ② QF-MB-DLE412 B01 S20-RC2" | 222 25 661 | - | 300 | QF3 |
| ③ QF-MB-DLE415 B01 S20-RC2" | 222 25 662 | - | 300 | QF3 |
| ④ QF-MB-DLE420 B01 S20-RC2" | 222 25 663 | - | 300 | QF3 |

# BTN210/250GC渐进式 / 比例调节燃气燃烧器

## 技术性能及结构特征
Technical performance and structural characteristics

1. 燃气燃烧器。
2. 双段渐进式/比例式运行。
3. 空气和燃气在燃烧头内混合。
4. 通过调节燃烧空气和燃烧头，可以获得最佳的燃烧参数。
5. 铰链式连接，可左右自然打开，维修保养方便。
6. 用伺服电动机来进行第一、二段最小和最大空气流量调节；燃烧器暂停时，风门关闭以减少炉内热量损失。
7. 带有凸轮的伺服电机可以同时调节空气和燃料的供应。
8.采用一个法兰和耐高温隔热垫与锅炉联接固定。
9. 带流量调节装置的燃烧空气进口。
10.三相电机带动风机。
11.电离电极检测火焰。
12.标准配置的电气防护等级IP40。

1.Gas burner.
2.Two-stage progressive/modulation operation.
3.Mixing the air and gas in the burner head .
4.Regulating combustion air and blast-pipe.
5.Hinge connection ,it could be opened by both sides .easy maintenance .
6.The first ,second stage Max.and Min.air flow is controlled by a high precision . Fully closing air damper on shutdown to avoid loss of heat through the chimney.
7.Servo motor with cam could adjust air and fuel supply simultaneously.
8.Fixed boiler coupling flange.
9.Combustion air intake with throttle damper.
10.3 phase motor drives fan motor.
11.Flame detection by ionisation electrode.
12.Electric protection rating:IP40.

| 功率 Power (KW) | 型号 Model | 订货编号 Article No. | 电源 Power supply | 电机功率 Motor power (KW) | 包装尺寸 package size (L*W*H/mm) | 重量 weight (kg) |
|---|---|---|---|---|---|---|
| 470~2290 | BTN210GC | 202 22 058 | 380V 50Hz | 4.5 | 1010x905x760 | 100.5 |
| 600~2650 | BTN250GC | 202 22 059 | 380V 50Hz | 5.5 | 1010x905x760 | 102 |

## 外观尺寸图
Overall dimensions




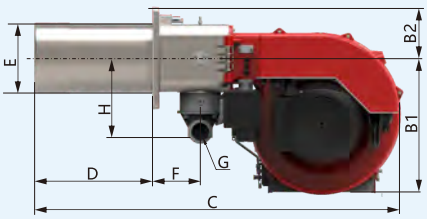


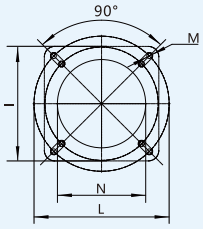


锅炉开口尺寸
BURNER-BOILER MOUNTING FLANGE

| 型号 model | A1 | A2 | B1 | B2 | C | D | E | F | G | H | I | L | M | N |
|---|---|---|---|---|---|---|---|---|---|---|---|---|---|---|
| | mm | mm | mm | mm | mm | mm | Φmm | mm | mm | mm | mm | Φmm | M | Φmm |
| BTN210GC | 375 | 299 | 428 | 160 | 1165 | 373 | 222 | 151 | G2″ | 231 | 320 | 290~370 | 4-M16 | 232 |
| BTN250GC | 395 | 299 | 428 | 160 | 1165 | 373 | 222 | 151 | G2″ | 231 | 320 | 290~370 | 4-M16 | 232 |

# BTN210/250GC Progressive/Modulation Gas Burner

## 备选功能
Alternative function

加长的燃烧筒，可定制60Hz
Longer blast tube and 60HZ motor is customized.

使用LPG燃气时，需在燃烧头上安装该特殊组件
When using LPG gas, this special component is installed on the burner

阀组-与锅炉配套的组件
Valve block - Component for boiler

## 比例调节功能
Proportional control function

另外订购比例仪RWF40或DC1020与调节组件，燃烧器即可实现比例调节运行。
In addition, order the proportioner RWF40 or DC1020 and the regulating assembly, and the burner can be proportionally regulated.

## 备注
remark

1)配有空气关闭装置
1)It is with air closure device.
**)阀组进口允许的最大燃气压力。
**)Allowed Max.gas pressure in valve set input.

## 曲线图
curve graph

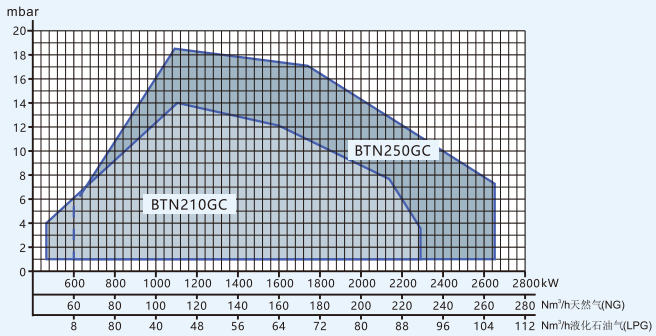


曲线图 Curve diagram

## 锅炉燃烧器功率(kW)
Burner Output (kW)

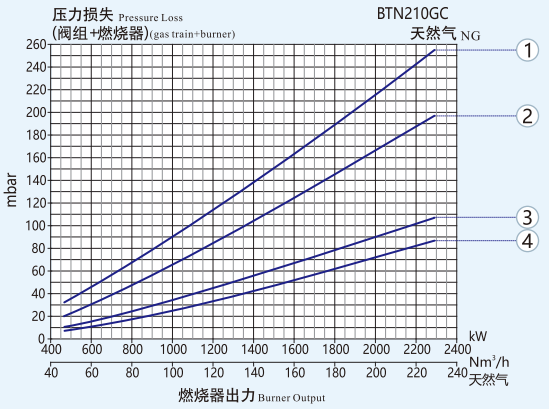


### BTN210GC

天然气 natural gas

| 曲线（型号） Curve (model) | 阀组编号 Valve group number | 检漏 Leakage control | 最大压力** Maximum pressure value (mbar) | 图号 figure number |
|---|---|---|---|---|
| ③ QF-MVD215/5+MVDLE215/5-RC2" | 222 25 451 | - | 200 | QF2 |
| ④ QF-MVD220/5+MVDLE220/5-RC2" | 222 25 452 | - | 200 | QF2 |
| ① QF-MB-DLE410 B01 S20-RC2" | 222 25 660 | - | 360 | QF3 |
| ② QF-MB-DLE412 B01 S20-RC2" | 222 25 661 | - | 360 | QF3 |
| ③ QF-MB-DLE415 B01 S20-RC2" | 222 25 662 | - | 360 | QF3 |
| ④ QF-MB-DLE420 B01 S20-RC2" | 222 25 663 | - | 360 | QF3 |

## 锅炉燃烧器功率(kW)
Burner Output (kW)

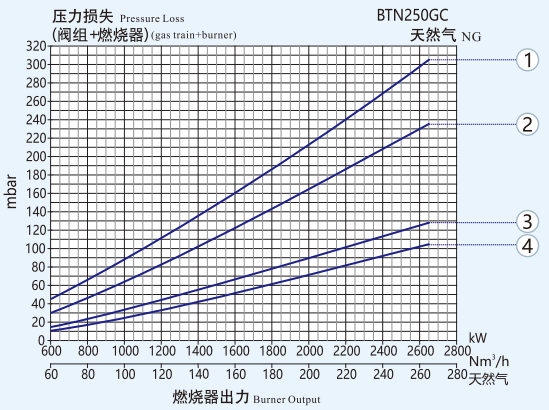


### BTN250GC

天然气 natural gas

| 曲线（型号） Curve (model) | 阀组编号 Valve group number | 检漏 Leakage control | 最大压力** Maximum pressure value (mbar) | 图号 figure number |
|---|---|---|---|---|
| ③ QF-MVD215/5+MVDLE215/5-RC2" | 222 25 451 | - | 200 | QF2 |
| ④ QF-MVD220/5+MVDLE220/5-RC2" | 222 25 452 | - | 200 | QF2 |
| ① QF-MB-DLE410 B01 S20-RC2" | 222 25 660 | - | 360 | QF3 |
| ② QF-MB-DLE412 B01 S20-RC2" | 222 25 661 | - | 360 | QF3 |
| ③ QF-MB-DLE415 B01 S20-RC2" | 222 25 662 | - | 360 | QF3 |
| ④ QF-MB-DLE420 B01 S20-RC2" | 222 25 663 | - | 360 | QF3 |

# BTN350/450/550/650GC渐进式 / 比例调节燃气燃烧器

## 技术性能及结构特征
Technical performance and structural characteristics

1. 燃气燃烧器。
2. 双段渐进式/比例式运行。
3. 空气和燃气在燃烧头内混合。
4. 通过调节燃烧空气和燃烧头，可以获得最佳的燃烧参数。
5. 铰链式连接，可左右自然打开，维修保养方便。
6. 用伺服电动机来进行第一、二段最小和最大空气流量调节；燃烧器暂停时，风门关闭以减少炉内热量损失。
7. 带有凸轮的伺服电机可以同时调节空气和燃料的供应。
8.采用一个法兰和耐高温隔热垫与锅炉联接固定。
9. 带流量调节装置的燃烧空气进口。
10.三相电机带动风机。
11.电离电极检测火焰。
12.标准配置的电气防护等级IP40。

1.Gas burner.
2.Two-stage progressive/modulation operation.
3.Mixing the air and gas in the burner head .
4.Regulating combustion air and blast-pipe.
5.Hinge connection ,it could be opened by both sides .easy maintenance .
6.The first ,second stage Max.and Min.air flow is controlled by a high precision . Fully closing air damper on shutdown to avoid loss of heat through the chimney.
7.Servo motor with cam could adjust air and fuel supply simultaneously.
8.Fixed boiler coupling flange.
9.Combustion air intake with throttle damper.
10.3 phase motor drives fan motor.
11.Flame detection by ionisation electrode.
12.Electric protection rating:IP40.

| 功率 Power (KW) | 型号 Model | 订货编号 Article No. | 电源 Power supply | 电机功率 Motor power (KW) | 包装尺寸 package size (L*W*H/mm) | 重量 weight (kg) |
|---|---|---|---|---|---|---|
| 1300~3900 | BTN350GC | 203 22 512 | 380V 50Hz | 7.5 | 1950x1120x1100 | 250 |
| 2000~4900 | BTN450GC | 203 22 513 | 380V 50Hz | 9.2 | 1950x1120x1100 | 250 |
| 2200~5250 | BTN550GC | 203 22 514 | 380V 50Hz | 12 | 1950x1120x1100 | 250 |
| 2400~6300 | BTN650GC | 203 22 515 | 380V 50Hz | 15 | 1950x1120x1100 | 280 |

## 外观尺寸图
Overall dimensions






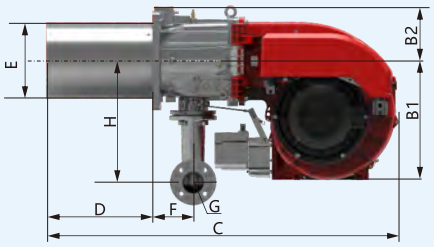


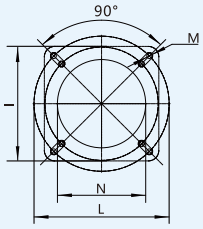


锅炉开口尺寸
BURNER-BOILER MOUNTING FLANGE

| 型号 model | A1 | A2 | B1 | B2 | C | D | E | F | G | H | I | L | M | N |
|---|---|---|---|---|---|---|---|---|---|---|---|---|---|---|
| | mm | mm | mm | mm | mm | mm | Φmm | mm | mm | mm | mm | Φmm | M | Φmm |
| BTN350GC | 556 | 400 | 519 | 239 | 1594 | 519 | 306 | 178 | DN65 | 528 | 400 | 452 | 4-M16 | 350 |
| BTN450GC | 556 | 400 | 519 | 239 | 1594 | 519 | 306 | 178 | DN65 | 528 | 400 | 452 | 4-M16 | 350 |
| BTN550GC | 583 | 400 | 519 | 239 | 1594 | 519 | 306 | 178 | DN65 | 528 | 400 | 452 | 4-M16 | 350 |
| BTN650GC | 583 | 400 | 519 | 239 | 1575 | 500 | 330 | 178 | DN65 | 528 | 400 | 452 | 4-M16 | 350 |

# BTN350/450/550/650GC
# Progressive/Modulation Gas Burner

## 备选功能
Alternative function

加长的燃烧筒，可定制60Hz
Longer blast tube and 60HZ motor is customized.

使用LPG燃气时，需在燃烧头上安装该特殊组件
When using LPG gas, this special component is installed on the burner

阀组-与锅炉配套的组件
Valve block - Component for boiler

## 比例调节功能
Proportional control function

另外订购比例仪RWF40或DC1020与调节组件，燃烧器即可实现比例调节运行。
In addition, order the proportioner RWF40 or DC1020 and the regulating assembly, and the burner can be proportionally regulated.

## 备注
remark

1)配有空气关闭装置
1)It is with air closure device.
**)阀组进口允许的最大燃气压力。
**)Allowed Max.gas pressure in valve set input.

## 曲线图
curve graph

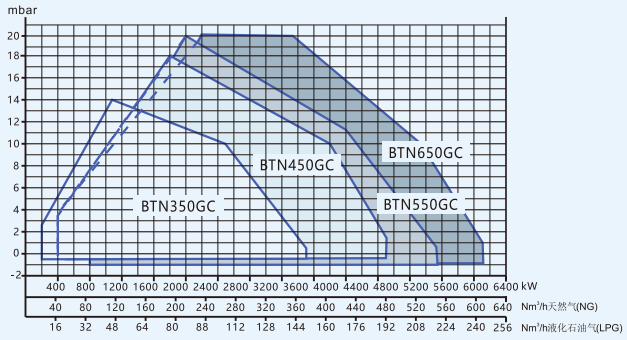

曲线图 Curve diagram

## 锅炉燃烧器功率(kW)
Burner Output (kW)

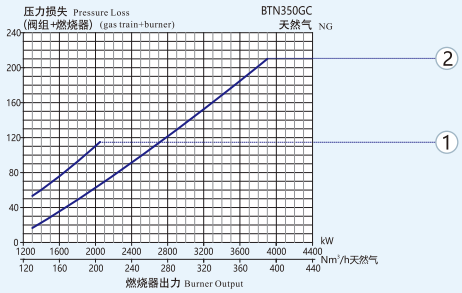


### BTN350GC
天然气 natural gas

| 曲线（型号） Curve (model) | 阀组编号 Valve group number | 检漏 Leakage control | 最大压力** Maximum pressure value (mbar) | 图号 figure number |
|---|---|---|---|---|
| ① QF-MVD220/5+MVDLE220/5-DN65 | 222 25 454 | - | 200 | QF2 |
| ② QF-DMV-D5065/11-DN65 | 222 25 128 | - | 500 | QF1 |
| ② QF-DMV-D5065/11-LDU-DN65 | 222 25 145 | - | 560 | QF1 |
| ① QF-MB-DLE420 B01 S20-DN65 | 222 25 665 | - | 700 | QF4 |
| ② QF-VGD40.065-LDU-DN65 | 222 25 247 | GW150A5 | 700 | QF4 |

## 锅炉燃烧器功率(kW)
Burner Output (kW)

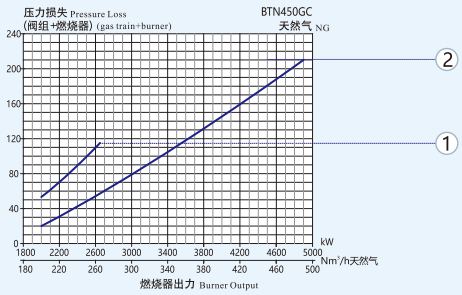


### BTN450GC
天然气 natural gas

| 曲线（型号） Curve (model) | 阀组编号 Valve group number | 检漏 Leakage control | 最大压力** Maximum pressure value (mbar) | 图号 figure number |
|---|---|---|---|---|
| ① QF-MVD220/5+MVDLE220/5-DN65 | 222 25 454 | - | 200 | QF2 |
| ② QF-DMV-D5065/11-DN65 | 222 25 128 | - | 500 | QF1 |
| ② QF-DMV-D5065/11-LDU-DN65 | 222 25 145 | - | 560 | QF1 |
| ① QF-MB-DLE420 B01 S20-DN65 | 222 25 665 | - | 700 | QF4 |
| ② QF-VGD40.065-LDU-DN65 | 222 25 247 | GW150A5 | 700 | QF4 |

## 锅炉燃烧器功率(kW)
Burner Output (kW)

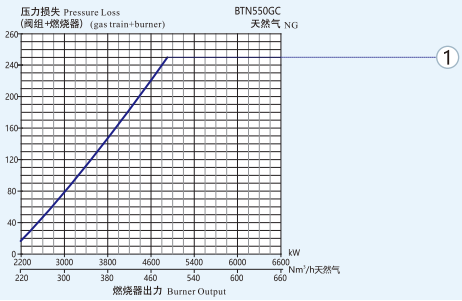


### BTN550GC
天然气 natural gas

| 曲线（型号） Curve (model) | 阀组编号 Valve group number | 检漏 Leakage control | 最大压力** Maximum pressure value (mbar) | 图号 figure number |
|---|---|---|---|---|
| ① QF-DMV-D5065/11-DN65 | 222 25 128 | - | 500 | QF1 |
| ① QF-DMV-D5065/11-LDU-DN65 | 222 25 145 | GW150A5 | 500 | QF1 |
| ① QF-VGD40.065-DN65 | 222 25 233 | - | 700 | QF4 |
| ① QF-VGD40.065-LDU-DN65 | 222 25 247 | GW150A5 | 700 | QF4 |

## 锅炉燃烧器功率(kW)
Burner Output (kW)

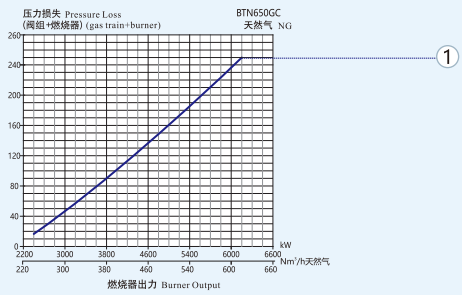


### BTN650GC
天然气 natural gas

| 曲线（型号） Curve (model) | 阀组编号 Valve group number | 检漏 Leakage control | 最大压力** Maximum pressure value (mbar) | 图号 figure number |
|---|---|---|---|---|
| ① QF-DMV-D5065/11-DN65 | 222 25 128 | - | 500 | QF1 |
| ① QF-DMV-D5065/11-LDU-DN65 | 222 25 145 | GW150A5 | 500 | QF1 |
| ① QF-VGD40.065-DN65 | 222 25 233 | - | 700 | QF4 |
| ① QF-VGD40.065-LDU-DN65 | 222 25 247 | GW150A5 | 700 | QF4 |

# BTN40/55GC/E BLU 低氮燃气燃烧器

## 技术性能及结构特征
Technical performance and structural characteristics

1. 低氮燃气燃烧器。
2. 双段渐进式/比例式/电子式运行。
3. 空气和燃气在燃烧头内混合。
4. 通过调节燃烧空气和燃烧头，可以获得最佳的燃烧参数。
5. 铰链式连接，可左右自然打开，维修保养方便。
6. 用伺服电动机来进行第一、二段最小和最大空气流量调节；燃烧器暂停时，风门关闭以减少炉内热量损失。
7. GC带有凸轮的伺服电机可以同时调节空气和燃料的供应。GE采用两个伺服电机。
8.采用一个法兰和耐高温隔热垫与锅炉联接固定。
9. 带流量调节装置的燃烧空气进口。
10.单相电机带动风机。
11.电离电极检测火焰，紫外线光电管检测火焰。
12.标准配置的电气防护等级IP40。

1. Low NOx Emission Gas Burner.
2. Two Stage Progressive/Modulation/Electronic Modulation Operation
3. Air and gas are mixed in the combustion head.
4. By adjusting the combustion air and combustion head, the best combustion parameters can be obtained.
5. Hinged connection, can be opened naturally, easy maintenance.
6. Use servo motor to adjust the minimum and maximum air flow in the first and second stages;When the burner is suspended, the damper is closed to reduce heat loss in the furnace.
7. Servo motor with cam could adjust air and fuel supply simultaneously in the GC burner.GE burne adopt 2 servo motors.
8. A flange and high temperature insulation pad are used to connect the boiler.
9. Combustion air intake with throttle dampe.
10. Single phase motor drives fan motor.
11. Flame detection by ionisation electrode,ultraviolet photocell detects flame.
12. Standard configuration of electrical protection class IP40.

| 功率 Power (KW) | 型号 Model | 订货编号 Article No. | 电源 Power supply | 电机功率 Motor power (KW) | 包装尺寸 package size (L*W*H/mm) | 重量 weight (kg) |
|---|---|---|---|---|---|---|
| 45~370 | BTN40GC BLU<br>BTN40GE BLU | 203 22 040<br>203 22 041 | 230V 50Hz | 0.45 | 645x600x465 | 28.5 |
| 72~480 | BTN55GC BLU<br>BTN55GE BLU | 203 22 055<br>203 22 056 | 230V 50Hz | 0.45 | 645x600x465 | 28.5 |
| 45~370 | BTN40GC BLU-TL<br>BTN40GE BLU-TL | 203 22 408<br>203 22 421 | 230V 50Hz | 0.45 | 645x600x465 | 28.5 |
| 72~480 | BTN55GC BLU-TL<br>BTN55GE BLU-TL | 203 22 411<br>203 22 422 | 230V 50Hz | 0.45 | 645x600x465 | 28.5 |

## 外观尺寸图
Overall dimensions




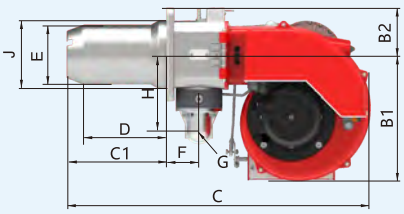


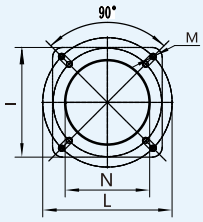


锅炉开口尺寸
BURNER-BOILER MOUNTING FLANGE

| 型号 model | A1 | A2 | B1 | B2 | C | C1 | D | E | F | G | H | I | L | M | N | J |
|---|---|---|---|---|---|---|---|---|---|---|---|---|---|---|---|---|
| | mm | mm | mm | mm | mm | mm | mm | Φmm | mm | mm | mm | mm | Φmm | M | Φmm | Φmm |
| BTN40GC BLU | 253 | 276 | 300 | 110 | 713 | 230 | 197 | 140 | 77 | G1½" | 178 | 220 | 218-260 | 4-M10 | 170 | 161 |
| BTN40GE BLU | 253 | 207 | 300 | 110 | 713 | 230 | 197 | 140 | 77 | G1½" | 178 | 220 | 218-260 | 4-M10 | 170 | 161 |
| BTN40GC BLU-TL | 253 | 276 | 300 | 110 | 837 | 354 | 321 | 140 | 77 | G1½" | 178 | 220 | 218-260 | 4-M10 | 170 | 161 |
| BTN40GE BLU-TL | 253 | 207 | 300 | 110 | 837 | 354 | 321 | 140 | 77 | G1½" | 178 | 220 | 218-260 | 4-M10 | 170 | 161 |
| BTN55GC BLU | 253 | 276 | 300 | 110 | 713 | 230 | 197 | 140 | 77 | G1½" | 178 | 220 | 218-260 | 4-M10 | 170 | 161 |
| BTN55GE BLU | 253 | 207 | 300 | 110 | 713 | 230 | 197 | 140 | 77 | G1½" | 178 | 220 | 218-260 | 4-M10 | 170 | 161 |
| BTN55GC BLU-TL | 253 | 276 | 300 | 110 | 837 | 354 | 321 | 140 | 77 | G1½" | 178 | 220 | 218-260 | 4-M10 | 170 | 161 |
| BTN55GE BLU-TL | 253 | 207 | 300 | 110 | 837 | 354 | 321 | 140 | 77 | G1½" | 178 | 220 | 218-260 | 4-M10 | 170 | 161 |

## 备选功能
Alternative function

加长的燃烧筒，可定制60Hz
Longer blast tube and 60HZ motor is customized.

使用LPG燃气时，需在燃烧头上安装该特殊组件
When using LPG gas, this special component is installed on the burner

阀组-与锅炉配套的组件
Valve block - Component for boiler

## 比例调节功能
Proportional control function

另外订购比例仪RWF40或DC1020与调节组件，燃烧器即可实现比例调节运行。
In addition, order the proportioner RWF40 or DC1020 and the regulating assembly, and the burner can be proportionally regulated.

## 备注
remark

配有空气关闭装置。
Equipped with air closing device.

## 曲线图
curve graph

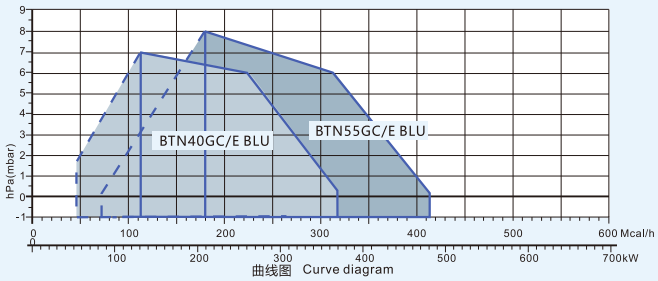

曲线图 Curve diagram

## 锅炉燃烧器功率(kW)
Burner Output (kW)

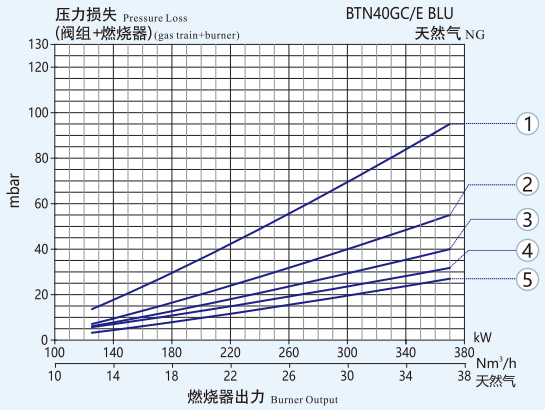


### BTN40GC/E BLU

天然气 natural gas

| 曲线（型号） Curve (model) | 阀组编号 Valve group number | 检漏 Leakage control | 最大压力** Maximum pressure value (mbar) | 图号 figure number |
|---|---|---|---|---|
| ② QF-MVDLE210/5-RC1 1/2" | 222 25 357 | - | 360 | QF1 |
| ④ QF-MVDLE215/5-RC1 1/2" | 222 25 358 | - | 200 | QF1 |
| ⑤ QF-MVDLE220/5-RC1 1/2" | 222 25 359 | - | 200 | QF1 |
| ① QF-MB-DLE407 B01 S20-RC1 1/2" | 222 25 656 | - | 360 | QF3 |
| ② QF-MB-DLE410 B01 S20-RC1 1/2" | 222 25 657 | - | 360 | QF3 |
| ③ QF-MB-DLE412 B01 S20-RC1 1/2" | 222 25 658 | - | 360 | QF3 |
| ④ QF-MB-DLE415 B01 S20-RC1 1/2" | 222 25 659 | - | 360 | QF3 |

## 锅炉燃烧器功率(kW)
Burner Output (kW)

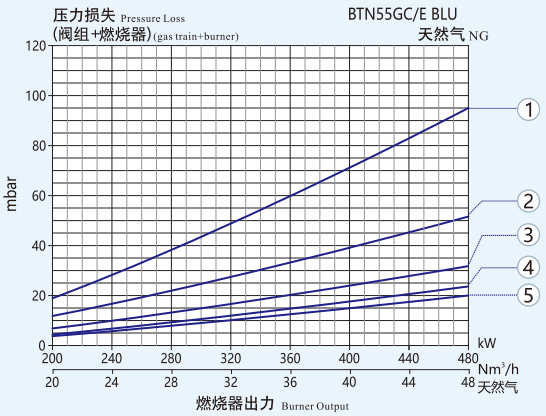


### BTN55GC/E BLU

天然气 natural gas

| 曲线（型号） Curve (model) | 阀组编号 Valve group number | 检漏 Leakage control | 最大压力** Maximum pressure value (mbar) | 图号 figure number |
|---|---|---|---|---|
| ② QF-MVDLE210/5-RC1 1/2" | 222 25 357 | - | 360 | QF1 |
| ④ QF-MVDLE215/5-RC1 1/2" | 222 25 358 | - | 200 | QF1 |
| ⑤ QF-MVDLE220/5-RC1 1/2" | 222 25 359 | - | 200 | QF1 |
| ① QF-MB-DLE407 B01 S20-RC1 1/2" | 222 25 656 | - | 360 | QF3 |
| ② QF-MB-DLE410 B01 S20-RC1 1/2" | 222 25 657 | - | 360 | QF3 |
| ③ QF-MB-DLE412 B01 S20-RC1 1/2" | 222 25 658 | - | 360 | QF3 |
| ④ QF-MB-DLE415 B01 S20-RC1 1/2" | 222 25 659 | - | 360 | QF3 |

# BTN85/120GC/E BLU 低氮燃气燃烧器

## 技术性能及结构特征
Technical performance and structural characteristics

1. 低氮燃气燃烧器。
2. 双段渐进式/比例式/电子式运行。
3. 空气和燃气在燃烧头内混合。
4. 通过调节燃烧空气和燃烧头，可以获得最佳的燃烧参数。
5. 铰链式连接，可左右自然打开，维修保养方便。
6. 用伺服电动机来进行第一、二段最小和最大空气流量调节；燃烧器暂停时，风门关闭以减少炉内热量损失。
7. GC带有凸轮的伺服电机可以同时调节空气和燃料的供应。GE采用两个伺服电机。
8.采用一个法兰和耐高温隔热垫与锅炉联接固定。
9. 带流量调节装置的燃烧空气进口。
10.三相电机带动风机。
11.电离电极检测火焰，紫外线光电管检测火焰。
12.标准配置的电气防护等级IP40。

1. Low NOx Emission Gas Burner.
2. Two Stage Progressive/Modulation/Electronic Modulation Operation
3. Air and gas are mixed in the combustion head.
4. By adjusting the combustion air and combustion head, the best combustion parameters can be obtained.
5. Hinged connection, can be opened naturally, easy maintenance.
6. Use servo motor to adjust the minimum and maximum air flow in the first and second stages;When the burner is suspended, the damper is closed to reduce heat loss in the furnace.
7. Servo motor with cam could adjust air and fuel supply simultaneously in the GC burner.GE burne adopt 2 servo motors.
8. A flange and high temperature insulation pad are used to connect the boiler.
9. Combustion air intake with throttle dampe.
10. 3phase Motor Drives Fan Motor.
11. Flame detection by ionisation electrode,ultraviolet photocell detects flame.
12. Standard configuration of electrical protection class IP40.

| 功率 Power (KW) | 型号 Model | 订货编号 Article No. | 电源 Power supply | 电机功率 Motor power (KW) | 包装尺寸 package size (L*W*H/mm) | 重量 weight (kg) |
|---|---|---|---|---|---|---|
| 150~860 | BTN85GC BLU<br>BTN85GE BLU | 203 22 082<br>203 22 083 | 380V 50Hz | 1.5 | 1010x905x760 | 78 |
| 300~1300 | BTN120GC BLU<br>BTN120GE BLU | 203 22 120<br>203 22 121 | 380V 50Hz | 2.2 | 1010x905x760 | 81 |
| 150~860 | BTN85GC BLU-TL<br>BTN85GE BLU-TL | 203 22 409<br>203 22 084 | 380V 50Hz | 1.5 | 1010x905x760 | 78 |
| 300~1300 | BTN120GC BLU-TL<br>BTN120GE BLU-TL | 203 22 410<br>202 22 143 | 380V 50Hz | 2.2 | 1010x905x760 | 81 |

## 外观尺寸图
Overall dimensions




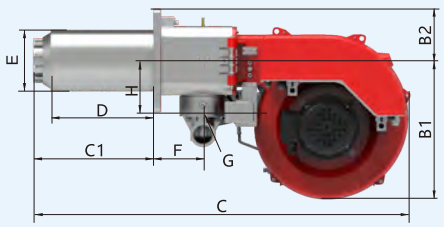


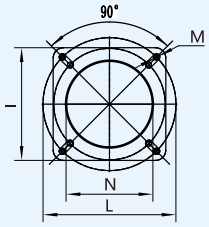


锅炉开口尺寸
BURNER-BOILER MOUNTING FLANGE

| 型号 model | A1 | A2 | B1 | B2 | C | C1 | D | E | F | G | H | I | L | M | N |
|---|---|---|---|---|---|---|---|---|---|---|---|---|---|---|---|
| | mm | mm | mm | mm | mm | mm | mm | Φmm | mm | mm | mm | mm | Φmm | M | Φmm |
| BTN85GC BLU | 355 | 235 | 430 | 160 | 1030 | 236 | 182 | 190 | 151 | G2" | 231 | 320 | 290-370 | 4-M16 | 200 |
| BTN85GE BLU | 355 | 235 | 430 | 160 | 1055 | 261 | 200 | 190 | 151 | G2" | 231 | 320 | 290-370 | 4-M16 | 200 |
| BTN85GC BLU-TL | 355 | 235 | 430 | 160 | 1165 | 371 | 317 | 190 | 151 | G2" | 231 | 320 | 290-370 | 4-M16 | 200 |
| BTN85GE BLU-TL | 355 | 235 | 430 | 160 | 1190 | 396 | 335 | 190 | 151 | G2" | 231 | 320 | 290-370 | 4-M16 | 200 |
| BTN120GC BLU | 355 | 235 | 430 | 160 | 1033 | 238.5 | 182 | 190 | 151 | G2" | 231 | 320 | 290-370 | 4-M16 | 200 |
| BTN120GE BLU | 355 | 235 | 430 | 160 | 1055 | 261 | 200 | 190 | 151 | G2" | 231 | 320 | 290-370 | 4-M16 | 200 |
| BTN120GC BLU-TL | 355 | 235 | 430 | 160 | 1168 | 373.5 | 317 | 190 | 151 | G2" | 231 | 320 | 290-370 | 4-M16 | 200 |
| BTN120GE BLU-TL | 355 | 235 | 430 | 160 | 1190 | 396 | 335 | 190 | 151 | G2" | 231 | 320 | 290-370 | 4-M16 | 200 |

## 备选功能
Alternative function

加长的燃烧筒，可定制60Hz
Longer blast tube and 60HZ motor is customized.

使用LPG燃气时，需在燃烧头上安装该特殊组件
When using LPG gas, this special component is installed on the burner

阀组-与锅炉配套的组件
Valve block - Component for boiler

## 比例调节功能
Proportional control function

另外订购比例仪RWF40或DC1020与调节组件，燃烧器即可实现比例调节运行。
In addition, order the proportioner RWF40 or DC1020 and the regulating assembly, and the burner can be proportionally regulated.

## 备注
remark

配有空气关闭装置。
Equipped with air closing device.

## 曲线图
curve graph

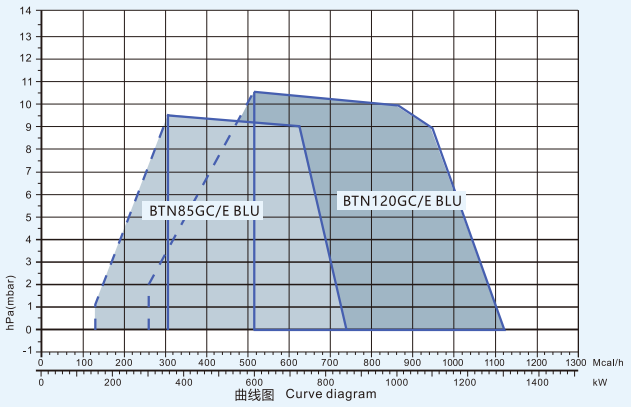


## 锅炉燃烧器功率(kW)
Burner Output (kW)

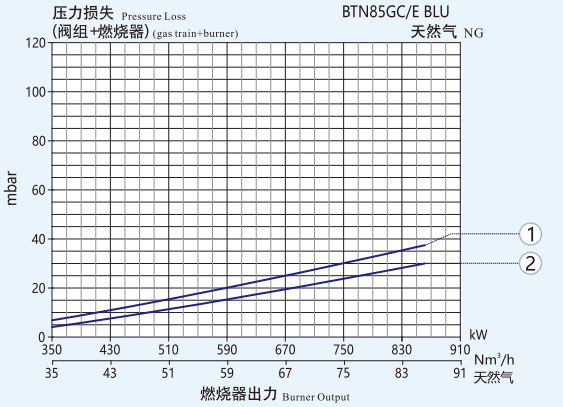


### BTN85GC/E BLU

天然气 natural gas

| 曲线（型号） Curve (model) | 阀组编号 Valve group number | 检漏 Leakage control | 最大压力** Maximum pressure value (mbar) | 图号 figure number |
|---|---|---|---|---|
| ① QF-MVD215/5+MVDLE215/5-RC2" | 222 25 451 | - | 200 | QF2 |
| ② QF-MVD220/5+MVDLE220/5-RC2" | 222 25 452 | - | 200 | QF2 |
| ① QF-MB-DLE415 B01 S20-RC2" | 222 25 662 | - | 360 | QF3 |
| ② QF-MB-DLE420 B01 S20-RC2" | 222 25 663 | - | 360 | QF3 |
| ① QF-MB-DLE415 B01 S20-VPS-RC2" | 222 25 682 | - | 360 | QF3 |

## 锅炉燃烧器功率(kW)
Burner Output (kW)

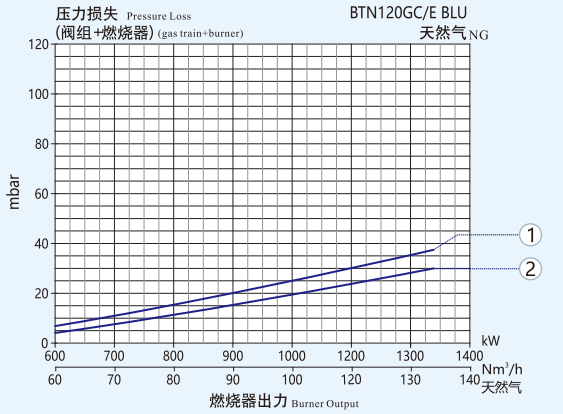


### BTN120GC/E BLU

天然气 natural gas

| 曲线（型号） Curve (model) | 阀组编号 Valve group number | 检漏 Leakage control | 最大压力** Maximum pressure value (mbar) | 图号 figure number |
|---|---|---|---|---|
| ① QF-MVD215/5+MVDLE215/5-RC2" | 222 25 451 | - | 200 | QF2 |
| ② QF-MVD220/5+MVDLE220/5-RC2" | 222 25 452 | - | 200 | QF2 |
| ① QF-MB-DLE415 B01 S20-RC2" | 222 25 662 | - | 360 | QF3 |
| ② QF-MB-DLE420 B01 S20-RC2" | 222 25 663 | - | 360 | QF3 |
| ① QF-MB-DLE415 B01 S20-VPS-RC2" | 222 25 682 | - | 360 | QF3 |

# BTN210/250GC/E BLU 低氮燃气燃烧器

## 技术性能及结构特征
Technical performance and structural characteristics

1. 低氮燃气燃烧器。
2. 双段渐进式/比例式/电子式运行。
3. 空气和燃气在燃烧头内混合。
4. 通过调节燃烧空气和燃烧头，可以获得最佳的燃烧参数。
5. 铰链式连接，可左右自然打开，维修保养方便。
6. 用伺服电动机来进行第一、二段最小和最大空气流量调节；燃烧器暂停时，风门关闭以减少炉内热量损失。
7. GC带有凸轮的伺服电机可以同时调节空气和燃料的供应。GE采用两个伺服电机。
8.采用一个法兰和耐高温隔热垫与锅炉联接固定。
9. 带流量调节装置的燃烧空气进口。
10.三相电机带动风机。
11.电离电极检测火焰，紫外线光电管检测火焰。
12.标准配置的电气防护等级IP40。

1. Low NOx Emission Gas Burner.
2. Two Stage Progressive/Modulation/Electronic Modulation Operation
3. Air and gas are mixed in the combustion head.
4. By adjusting the combustion air and combustion head, the best combustion parameters can be obtained.
5. Hinged connection, can be opened naturally, easy maintenance.
6. Use servo motor to adjust the minimum and maximum air flow in the first and second stages;When the burner is suspended, the damper is closed to reduce heat loss in the furnace.
7. Servo motor with cam could adjust air and fuel supply simultaneously in the GC burner.GE burne adopt 2 servo motors.
8. A flange and high temperature insulation pad are used to connect the boiler.
9. Combustion air intake with throttle dampe.
10. 3phase Motor Drives Fan Motor.
11. Flame detection by ionisation electrode,ultraviolet photocell detects flame.
12. Standard configuration of electrical protection class IP40.

| 功率 Power (KW) | 型号 Model | 订货编号 Article No. | 电源 Power supply | 电机功率 Motor power (KW) | 包装尺寸 package size (L*W*H/mm) | 重量 weight (kg) |
|---|---|---|---|---|---|---|
| 300~1860 | BTN210GC BLU<br>BTN210GE BLU | 203 22 210<br>202 22 144 | 380V 50Hz | 4.5 | 1010x905x760 | 89 |
| 570~2400 | BTN250GC BLU<br>BTN250GE BLU | 203 22 250<br>203 22 256 | 380V 50Hz | 5.5 | 1010x905x760 | 125 |
| 300~1860 | BTN210GC BLU-TL<br>BTN210GE BLU-TL | 203 22 412<br>202 22 139 | 380V 50Hz | 4.5 | 1010x905x760 | 89 |
| 570~2400 | BTN250GC BLU-TL<br>BTN250GE BLU-TL | 203 22 413<br>203 22 253 | 380V 50Hz | 5.5 | 1010x905x760 | 125 |

## 外观尺寸图
Overall dimensions




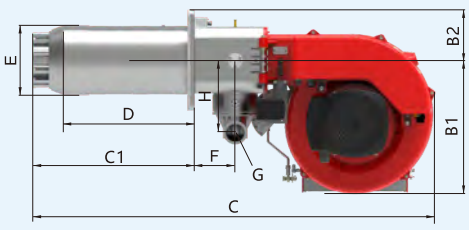


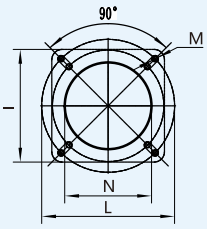


锅炉开口尺寸
BURNER-BOILER MOUNTING FLANGE

| 型号 model | A1 | A2 | B1 | B2 | C | C1 | D | E | F | G | H | I | L | M | N |
|---|---|---|---|---|---|---|---|---|---|---|---|---|---|---|---|
| | mm | mm | mm | mm | mm | mm | mm | Φmm | mm | mm | mm | mm | Φmm | M | Φmm |
| BTN210GC BLU | 403 | 298 | 427.5 | 160 | 1155 | 361 | 262 | 222 | 151 | G2" | 231 | 320 | 290-370 | 4-M16 | 232 |
| BTN210GE BLU | 403 | 298 | 427.5 | 160 | 1155 | 361 | 262 | 222 | 151 | G2" | 231 | 320 | 290-370 | 4-M16 | 232 |
| BTN210GC BLU-TL | 403 | 298 | 427.5 | 160 | 1290 | 496 | 397 | 222 | 151 | G2" | 231 | 320 | 290-370 | 4-M16 | 232 |
| BTN210GE BLU-TL | 403 | 298 | 427.5 | 160 | 1290 | 496 | 400 | 222 | 151 | G2" | 231 | 320 | 290-370 | 4-M16 | 232 |
| BTN250GC BLU | 403 | 298 | 427.5 | 160 | 1155 | 361 | 262 | 222 | 151 | G2" | 231 | 320 | 290-370 | 4-M16 | 232 |
| BTN250GE BLU | 403 | 298 | 427.5 | 160 | 1155 | 361 | 262 | 222 | 151 | G2" | 231 | 320 | 290-370 | 4-M16 | 232 |
| BTN250GC BLU-TL | 403 | 298 | 427.5 | 160 | 1290 | 496 | 397 | 222 | 151 | G2" | 231 | 320 | 290-370 | 4-M16 | 232 |
| BTN250GE BLU-TL | 403 | 298 | 427.5 | 160 | 1290 | 496 | 397 | 222 | 151 | G2" | 231 | 320 | 290-370 | 4-M16 | 232 |

# BTN210/250GC/E BLU Low NOx Gas Burner

## 备选功能
Alternative function

加长的燃烧筒，可定制60Hz
Longer blast tube and 60HZ motor is customized.

使用LPG燃气时，需在燃烧头上安装该特殊组件
When using LPG gas, this special component is installed on the burner

阀组-与锅炉配套的组件
Valve block - Component for boiler

## 比例调节功能
Proportional control function

另外订购比例仪RWF40或DC1020与调节组件，燃烧器即可实现比例调节运行。
In addition, order the proportioner RWF40 or DC1020 and the regulating assembly, and the burner can be proportionally regulated.

## 备注
remark

配有空气关闭装置。
Equipped with air closing device.

## 曲线图
curve graph

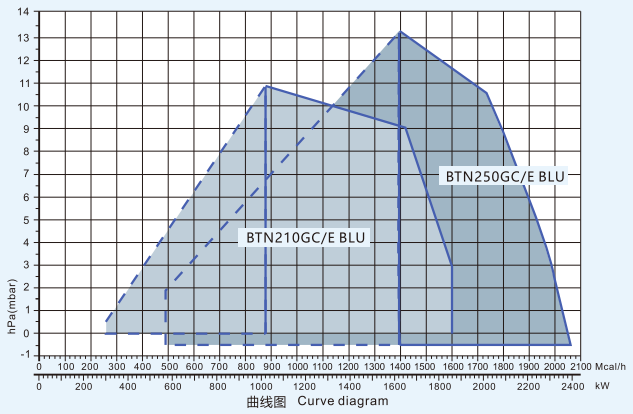


曲线图 Curve diagram

## 锅炉燃烧器功率(kW)
Burner Output (kW)

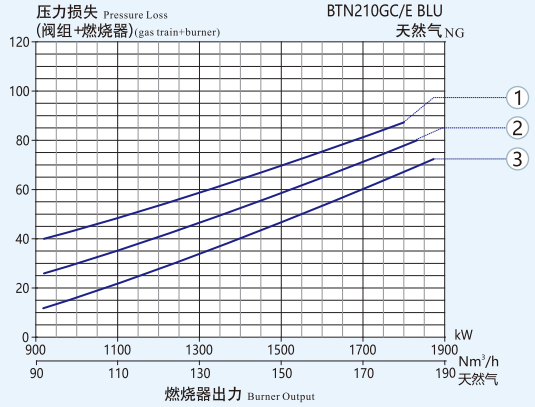


### BTN210GC/E BLU

天然气 natural gas

| 曲线（型号）Curve (model) | 阀组编号 Valve group number | 检漏 Leakage control | 最大压力** Maximum pressure value (mbar) | 图号 figure number |
|---|---|---|---|---|
| ② QF-MVD215/5+MVDLE215/5-RC2" | 222 25 451 | - | 200 | QF2 |
| ③ QF-MVD220/5+MVDLE220/5-RC2" | 222 25 452 | - | 200 | QF2 |
| ② QF-MB-DLE415 B01 S20-RC2" | 222 25 662 | - | 360 | QF3 |
| ③ QF-MB-DLE420 B01 S20-RC2" | 222 25 663 | - | 360 | QF3 |
| ② QF-MB-DLE415 B01 S20-VPS-RC2" | 222 25 682 | - | 360 | QF3 |
| ① QF-MB-DLE412 B01 S20-RC1 1/2" | 222 25 658 | - | 360 | QF3 |

## 锅炉燃烧器功率(kW)
Burner Output (kW)

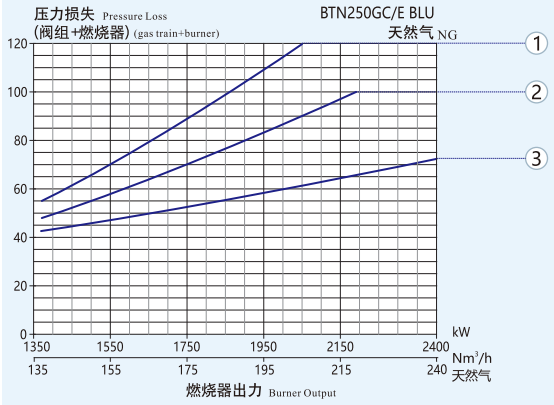


### BTN250GC/E BLU

天然气 natural gas

| 曲线（型号）Curve (model) | 阀组编号 Valve group number | 检漏 Leakage control | 最大压力** Maximum pressure value (mbar) | 图号 figure number |
|---|---|---|---|---|
| ② QF-MVD215/5+MVDLE215/5-RC2" | 222 25 451 | - | 200 | QF2 |
| ③ QF-MVD220/5+MVDLE220/5-RC2" | 222 25 452 | - | 200 | QF2 |
| ② QF-MB-DLE415 B01 S20-RC2" | 222 25 662 | - | 360 | QF3 |
| ③ QF-MB-DLE420 B01 S20-RC2" | 222 25 663 | - | 360 | QF3 |
| ② QF-MB-DLE415 B01 S20-VPS-RC2" | 222 25 682 | - | 360 | QF3 |
| ① QF-MB-DLE412 B01 S20-RC1 1/2" | 222 25 658 | - | 360 | QF3 |

# BTN350/450/550/650GC/E BLU 低氮燃气燃烧器

## 技术性能及结构特征
Technical performance and structural characteristics

1. 低氮燃气燃烧器。
2. 双段渐进式/比例式/电子式运行。
3. 空气和燃气在燃烧头内混合。
4. 通过调节燃烧空气和燃烧头，可以获得最佳的燃烧参数。
5. 铰链式连接，可左右自然打开，维修保养方便。
6. 用伺服电动机来进行第一、二段最小和最大空气流量调节；燃烧器暂停时，风门关闭以减少炉内热量损失。
7. GC带有凸轮的伺服电机可以同时调节空气和燃料的供应。GE采用两个伺服电机。
8.采用一个法兰和耐高温隔热垫与锅炉联接固定。
9. 带流量调节装置的燃烧空气进口。
10.三相电机带动风机。
11.电离电极检测火焰，紫外线光电管检测火焰。
12.标准配置的电气防护等级IP40。

1. Low NOx Emission Gas Burner.
2. Two Stage Progressive/Modulation/Electronic Modulation Operation
3. Air and gas are mixed in the combustion head.
4. By adjusting the combustion air and combustion head, the best combustion parameters can be obtained.
5. Hinged connection, can be opened naturally, easy maintenance.
6. Use servo motor to adjust the minimum and maximum air flow in the first and second stages;When the burner is suspended, the damper is closed to reduce heat loss in the furnace.
7. Servo motor with cam could adjust air and fuel supply simultaneously in the GC burner.GE burne adopt 2 servo motors.
8. A flange and high temperature insulation pad are used to connect the boiler.
9. Combustion air intake with throttle dampe.
10. 3phase Motor Drives Fan Motor.
11. Flame detection by ionisation electrode,ultraviolet photocell detects flame.
12. Standard configuration of electrical protection class IP40.

| 功率 Power (KW) | 型号 Model | 订货编号 Article No. | 电源 Power supply | 电机功率 Motor power (KW) | 包装尺寸 package size (L*W*H/mm) | 重量 weight (kg) |
|---|---|---|---|---|---|---|
| 1200~3600 | BTN350GC BLU<br>BTN350GE BLU | 203 22 504<br>203 22 500 | 380V 50Hz | 7.5 | 1950x1120x1100 | 250 |
| 1500~4450 | BTN450GC BLU<br>BTN450GE BLU | 203 22 505<br>203 22 501 | 380V 50Hz | 9.2 | 1950x1120x1100 | 250 |
| 1800~5250 | BTN550GC BLU<br>BTN550GE BLU | 203 22 506<br>203 22 502 | 380V 50Hz | 12 | 1950x1120x1100 | 250 |
| 2200~6250 | BTN650GC BLU<br>BTN650GE BLU | 203 22 507<br>203 22 503 | 380V 50Hz | 15 | 1950x1120x1100 | 280 |

## 外观尺寸图
Overall dimensions




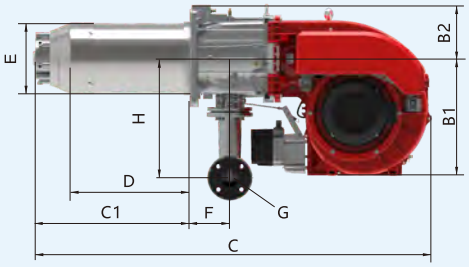


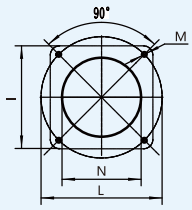


锅炉开口尺寸
BURNER-BOILER MOUNTING FLANGE

| 型号 model | A1 | A2 | B1 | B2 | C | C1 | D | E | F | G | H | I | L | M | N |
|---|---|---|---|---|---|---|---|---|---|---|---|---|---|---|---|
| | mm | mm | mm | mm | mm | mm | mm | Φmm | mm | mm | mm | mm | Φmm | M | Φmm |
| BTN350GC BLU | 556 | 400 | 519 | 239 | 1775 | 698 | 534 | 313 | 178 | DN65 | 528 | 400 | 452 | 4-M16 | 350 |
| BTN350GE BLU | 556 | 400 | 519 | 335 | 1775 | 698 | 534 | 313 | 178 | DN65 | 528 | 400 | 452 | 4-M16 | 350 |
| BTN450GC BLU | 556 | 400 | 519 | 239 | 1775 | 698 | 534 | 313 | 178 | DN65 | 528 | 400 | 452 | 4-M16 | 350 |
| BTN450GE BLU | 556 | 400 | 519 | 335 | 1775 | 698 | 534 | 313 | 178 | DN65 | 528 | 400 | 452 | 4-M16 | 350 |
| BTN550GC BLU | 583 | 400 | 519 | 239 | 1775 | 698 | 534 | 313 | 178 | DN65 | 528 | 400 | 452 | 4-M16 | 350 |
| BTN550GE BLU | 583 | 400 | 519 | 335 | 1775 | 698 | 534 | 313 | 178 | DN65 | 528 | 400 | 452 | 4-M16 | 350 |
| BTN650GC BLU | 583 | 400 | 519 | 239 | 1775 | 698 | 534 | 336 | 178 | DN65 | 528 | 400 | 452 | 4-M16 | 350 |
| BTN650GE BLU | 583 | 400 | 519 | 335 | 1775 | 698 | 534 | 336 | 178 | DN65 | 528 | 400 | 452 | 4-M16 | 350 |

## 备选功能
Alternative function

加长的燃烧筒，可定制60Hz
Longer blast tube and 60HZ motor is customized.

使用LPG燃气时，需在燃烧头上安装该特殊组件
When using LPG gas, this special component is installed on the burner

阀组-与锅炉配套的组件
Valve block - Component for boiler

## 比例调节功能
Proportional control function

另外订购比例仪RWF40或DC1020与调节组件，燃烧器即可实现比例调节运行。
In addition, order the proportioner RWF40 or DC1020 and the regulating assembly, and the burner can be proportionally regulated.

## 备注
remark

配有空气关闭装置。
Equipped with air closing device.

## 曲线图
curve graph

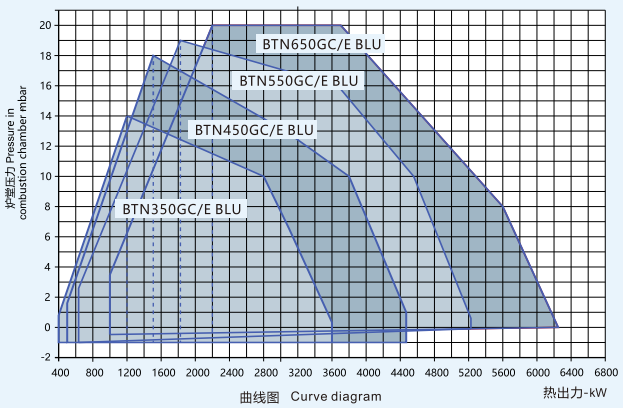


曲线图 Curve diagram

锅炉燃烧器功率(kW)
Burner Output (kW)

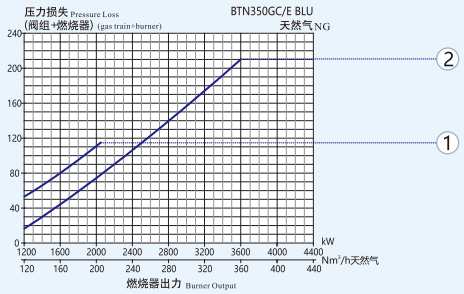


### BTN350GC/E BLU

天然气 natural gas

| 曲线（型号） Curve (model) | 阀组编号 Valve group number | 检漏 Leakage control | 最大压力** Maximum pressure value (mbar) | 图号 figure number |
|---|---|---|---|---|
| ① QF-MVD220/5+MVDLE220/5-DN65 | 222 25 454 | - | 200 | QF2 |
| ② QF-DMV-D5065/11-DN65 | 222 25 128 | - | 500 | QF1 |
| ② QF-DMV-D5065/11-LDU-DN65 | 222 25 145 | - | 560 | QF1 |
| ② QF-VGD40.065-DN65 | 222 25 233 | - | 700 | QF4 |
| ② QF-VGD40.065-LDU-DN65 | 222 25 247 | GW150A5 | 700 | QF4 |

锅炉燃烧器功率(kW)
Burner Output (kW)

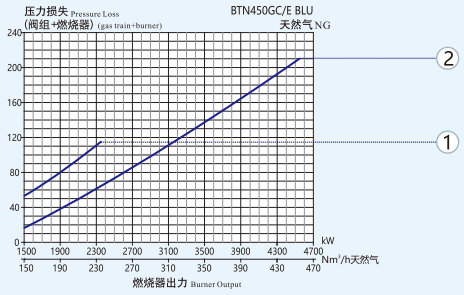


### BTN450GC/E BLU

天然气 natural gas

| 曲线（型号） Curve (model) | 阀组编号 Valve group number | 检漏 Leakage control | 最大压力** Maximum pressure value (mbar) | 图号 figure number |
|---|---|---|---|---|
| ① QF-MVD220/5+MVDLE220/5-DN65 | 222 25 454 | - | 200 | QF2 |
| ② QF-DMV-D5065/11-DN65 | 222 25 128 | - | 500 | QF1 |
| ② QF-DMV-D5065/11-LDU-DN65 | 222 25 145 | - | 560 | QF1 |
| ② QF-VGD40.065-DN65 | 222 25 233 | - | 700 | QF4 |
| ② QF-VGD40.065-LDU-DN65 | 222 25 247 | GW150A5 | 700 | QF4 |

锅炉燃烧器功率(kW)
Burner Output (kW)

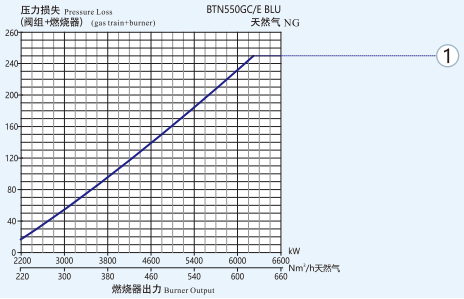


### BTN550GC/E BLU

天然气 natural gas

| 曲线（型号） Curve (model) | 阀组编号 Valve group number | 检漏 Leakage control | 最大压力** Maximum pressure value (mbar) | 图号 figure number |
|---|---|---|---|---|
| ① QF-DMV-D5065/11-DN65 | 222 25 128 | - | 500 | QF1 |
| ① QF-DMV-D5065/11-LDU-DN65 | 222 25 145 | GW150A5 | 500 | QF1 |
| ① QF-VGD40.065-DN65 | 222 25 233 | - | 700 | QF4 |
| ① QF-VGD40.065-LDU-DN65 | 222 25 247 | GW150A5 | 700 | QF4 |

锅炉燃烧器功率(kW)
Burner Output (kW)

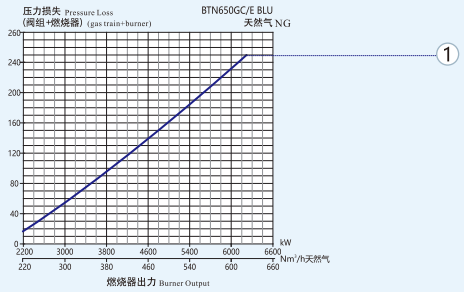


### BTN650GC/E BLU

天然气 natural gas

| 曲线（型号） Curve (model) | 阀组编号 Valve group number | 检漏 Leakage control | 最大压力** Maximum pressure value (mbar) | 图号 figure number |
|---|---|---|---|---|
| ① QF-DMV-D5065/11-DN65 | 222 25 128 | - | 500 | QF1 |
| ① QF-DMV-D5065/11-LDU-DN65 | 222 25 145 | GW150A5 | 500 | QF1 |
| ① QF-VGD40.065-DN65 | 222 25 233 | - | 700 | QF4 |
| ① QF-VGD40.065-LDU-DN65 | 222 25 247 | GW150A5 | 700 | QF4 |

# BTN800/1000GC/E BLU 低氮燃气燃烧器

## 技术性能及结构特征
Technical performance and structural characteristics

1. 低氮燃气燃烧器。
2. 双段渐进式/比例式/电子式运行。
3. 空气和燃气在燃烧头内混合。
4. 通过调节燃烧空气和燃烧头，可以获得最佳的燃烧参数。
5. 铰链式连接，可左右自然打开，维修保养方便。
6. 用伺服电动机来进行第一、二段最小和最大空气流量调节；燃烧器暂停时，风门关闭以减少炉内热量损失。
7. GC带有凸轮的伺服电机可以同时调节空气和燃料的供应。GE采用两个伺服电机,分别精准控制助燃风量、燃气量的配比。
8.采用一个法兰和耐高温隔热垫与锅炉联接固定。
9. 带流量调节装置的燃烧空气进口。
10.三相电机带动风机。
11.紫外线光电管检测火焰。
12.标准配置的电气防护等级IP40。

1. Low nitrogen gas burner.
2. Two Stage Progressive/Modulation/Electronic Modulation Operation
3. Air and gas are mixed in the combustion head.
4. By adjusting the combustion air and combustion head, the best combustion parameters can be obtained.
5. Hinged connection, can be opened naturally, easy maintenance.
6. Use servo motor to adjust the minimum and maximum air flow in the first and second stages;When the burner is suspended, the damper is closed to reduce heat loss in the furnace.
7. Servo motor with cam could adjust air and fuel supply simultaneously in the GC burner Supporting combustion air and gas flow rate ratio is controlled by two precise servo motors relatively by two precise servo motors in GE burners.
8. A flange and high temperature insulation pad are used to connect the boiler.
9. Combustion air intake with throttle dampe.
10.3phase Motor Drives Fan Motor.
11. Flame detection by ionisation electrode,ultraviolet photocell detects flame.
12. Standard configuration of electrical protection class IP40.

| 功率 Power (KW) | 型号 Model | 订货编号 Article No. | 电源 Power supply | 电机功率 Motor power (KW) | 包装尺寸 package size (L*W*H/mm) | 重量 weight (kg) |
|---|---|---|---|---|---|---|
| 1620~8100 | BTN800GC BLU<br>BTN800GE BLU | 203 22 402<br>203 22 254 | 380V 50Hz | 18.5 | 2505x1495x1495 | 662 |
| 2020~10100 | BTN1000GC BLU<br>BTN1000GE BLU | 203 22 403<br>203 22 255 | 380V 50Hz | 22 | 2505x1495x1495 | 667 |

## 外观尺寸图
Overall dimensions

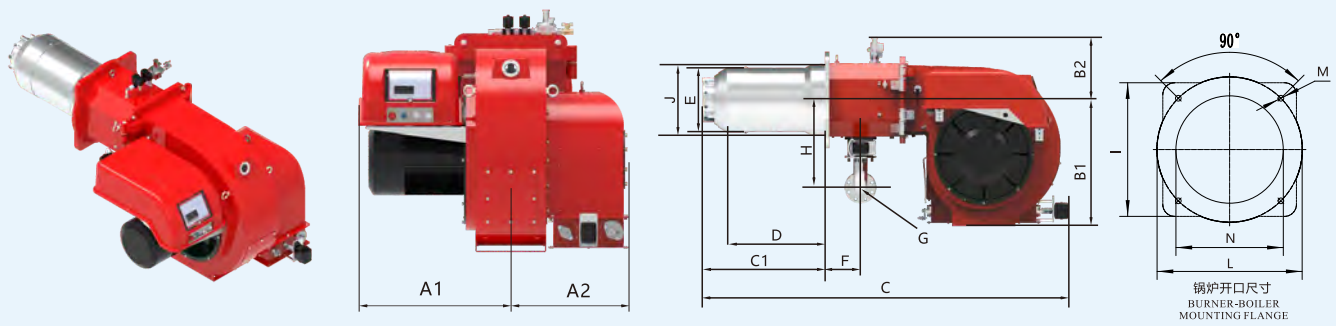


| 型号 model | A1 | A2 | B1 | B2 | C | C1 | D | E | F | G | H | I | L | M | N | J |
|---|---|---|---|---|---|---|---|---|---|---|---|---|---|---|---|---|
| | mm | mm | mm | mm | mm | mm | mm | Φmm | mm | mm | mm | mm | Φmm | M | Φmm | Φmm |
| BTN800GC BLU | 757 | 585 | 802 | 398 | 2364 | 780 | 624 | 413 | 226 | DN80 | 556 | 560 | 608 | 4-M20 | 490 | 448 |
| BTN800GE BLU | 757 | 585 | 802 | 398 | 2364 | 780 | 624 | 413 | 226 | DN80 | 556 | 560 | 608 | 4-M20 | 490 | 448 |
| BTN1000GC BLU | 757 | 585 | 802 | 398 | 2364 | 780 | 624 | 413 | 226 | DN80 | 556 | 560 | 608 | 4-M20 | 490 | 448 |
| BTN1000GE BLU | 757 | 585 | 802 | 398 | 2364 | 780 | 624 | 413 | 226 | DN80 | 556 | 560 | 608 | 4-M20 | 490 | 448 |

# BTN800/1000GC/E BLU Low NOx Gas Burner

## 备选功能
Alternative function

加长的燃烧筒，可定制60Hz
Longer blast tube and 60HZ motor is customized.

使用LPG燃气时，需在燃烧头上安装该特殊组件
When using LPG gas, this special component is installed on the burner

阀组-与锅炉配套的组件
Valve block - Component for boiler

## 比例调节功能
Proportional control function

另外订购比例仪RWF40或DC1020与调节组件，燃烧器即可实现比例调节运行。
In addition, order the proportioner RWF40 or DC1020 and the regulating assembly, and the burner can be proportionally regulated.

## 备注
remark

配有空气关闭装置。
Equipped with air closing device.

## 曲线图
curve graph

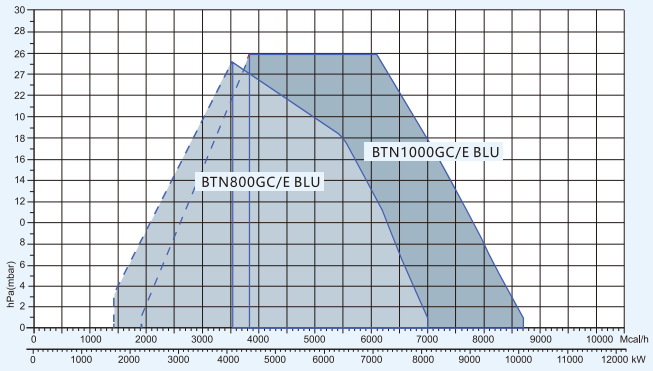


曲线图 Curve diagram

## 锅炉燃烧器功率(kW)
Burner Output (kW)

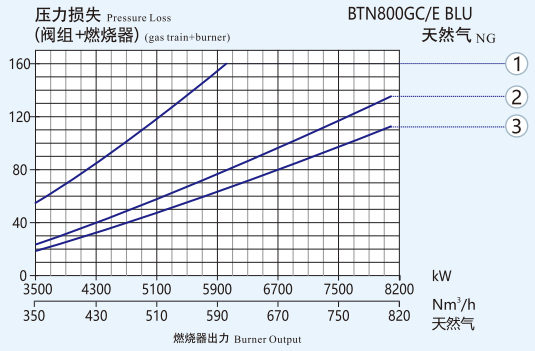


天然气 natural gas

| BTN800GC/E BLU | | | | |
|---|---|---|---|---|
| 曲线（型号）Curve (model) | 阀组编号 Valve group number | 检漏 Leakage control | 最大压力** Maximum pressure value (mbar) | 图号 figure number |
| ① QF-DMV-D5065/11-DN80 | 222 25 130 | - | 500 | QF5 |
| ① QF-DMV-D5065/11-LDU-DN80 | 222 25 147 | GW150A5 | 500 | QF5 |
| ② QF-VGD40.080-DN80 | 222 25 237 | - | 700 | QF4 |
| ② QF-VGD40.080-LDU-DN80 | 222 25 254 | GW150A5 | 700 | QF4 |
| ③ QF-VGD40.100-DN80 | 222 25 240 | - | 700 | QF4 |
| ③ QF-VGD40.100-LDU-DN80 | 222 25 257 | GW150A5 | 700 | QF4 |

## 锅炉燃烧器功率(kW)
Burner Output (kW)

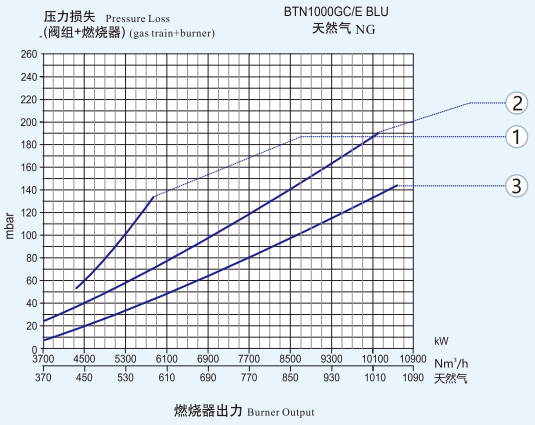


天然气 natural gas

| BTN1000GC/E BLU | | | | |
|---|---|---|---|---|
| 曲线（型号）Curve (model) | 阀组编号 Valve group number | 检漏 Leakage control | 最大压力** Maximum pressure value (mbar) | 图号 figure number |
| ① QF-DMV-D5065/11-DN80 | 222 25 130 | - | 500 | QF5 |
| ① QF-DMV-D5065/11-LDU-DN80 | 222 25 147 | GW150A5 | 500 | QF5 |
| ② QF-VGD40.080-DN80 | 222 25 237 | - | 700 | QF4 |
| ② QF-VGD40.080-LDU-DN80 | 222 25 254 | GW150A5 | 700 | QF4 |
| ③ QF-VGD40.100-DN80 | 222 25 240 | - | 700 | QF4 |
| ③ QF-VGD40.100-LDU-DN80 | 222 25 257 | GW150A5 | 700 | QF4 |

# BTN1200/1500/1800GC/E BLU 低氮燃气燃烧器

## 技术性能及结构特征
Technical performance and structural characteristics

1. 低氮燃气燃烧器。
2. 双段渐进式/比例式/电子式运行。
3. 空气和燃气在燃烧头内混合。
4. 通过调节燃烧空气和燃烧头，可以获得最佳的燃烧参数。
5. 铰链式连接，可左右自然打开，维修保养方便。
6. 用伺服电动机来进行第一、二段最小和最大空气流量调节；燃烧器暂停时，风门关闭以减少炉内热量损失。
7. GC带有凸轮的伺服电机可以同时调节空气和燃料的供应。GE采用两个伺服电机,分别精准控制助燃风量、燃气量的配比。
8.采用一个法兰和耐高温隔热垫与锅炉联接固定。
9. 带流量调节装置的燃烧空气进口。
10.三相电机带动风机。
11.紫外线光电管检测火焰。
12.标准配置的电气防护等级IP40。

1. Low nitrogen gas burner.
2. Two Stage Progressive/Modulation/Electronic Modulation Operation
3. Air and gas are mixed in the combustion head.
4. By adjusting the combustion air and combustion head, the best combustion parameters can be obtained.
5. Hinged connection, can be opened naturally, easy maintenance.
6. Use servo motor to adjust the minimum and maximum air flow in the first and second stages;When the burner is suspended, the damper is closed to reduce heat loss in the furnace.
7. Servo motor with cam could adjust air and fuel supply simultaneously in the GC burner Supporting combustion air and gas flow rate ratio is controlled by two precise servo motors relatively by two precise servo motors in GE burners.
8. A flange and high temperature insulation pad are used to connect the boiler.
9. Combustion air intake with throttle dampe.
10.3phase Motor Drives Fan Motor.
11. Flame detection by ionisation electrode,ultraviolet photocell detects flame.
12. Standard configuration of electrical protection class IP40.

| 功率 Power (KW) | 型号 Model | 订货编号 Article No. | 电源 Power supply | 电机功率 Motor power (KW) | 包装尺寸 package size (L*W*H/mm) | 重量 weight (kg) |
|---|---|---|---|---|---|---|
| 2700~13000 | BTN1200GC BLU<br>BTN1200GE BLU | 203 22 508<br>203 22 420 | 380V 50Hz | 37 | 2500x1580x1750 | / |
| 2100~15500 | BTN1500GC BLU<br>BTN1500GE BLU | 203 22 509<br>203 22 511 | 380V 50Hz | 45 | 2500x1580x1750 | / |
| 2500~17500 | BTN1800GC BLU<br>BTN1800GE BLU | 203 22 510<br>203 22 600 | 380V 50Hz | 55 | 2500x1680x1750 | / |

## 外观尺寸图
Overall dimensions




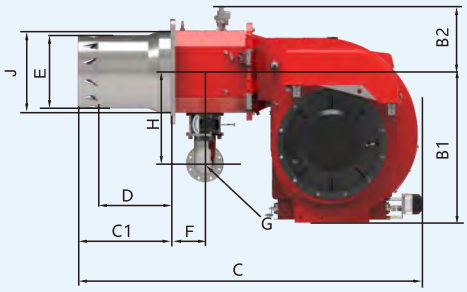


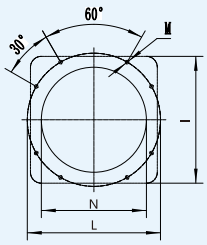


锅炉开口尺寸
BURNER-BOILER MOUNTING FLANGE

| 型号 model | A1 | A2 | B1 | B2 | C | C1 | D | E | F | G | H | I | L | M | N | J |
|---|---|---|---|---|---|---|---|---|---|---|---|---|---|---|---|---|
| | mm | mm | mm | mm | mm | mm | mm | Φmm | mm | mm | mm | mm | Φmm | M | Φmm | Φmm |
| BTN1200GC BLU | 825 | 588 | 1012 | 440 | 2350 | 663 | 569 | 430 | 230 | DN125 | 614 | 700 | 735 | 8-M20 | 580 | 544 |
| BTN1200GE BLU | 825 | 588 | 1012 | 440 | 2350 | 663 | 569 | 430 | 230 | DN125 | 614 | 700 | 735 | 8-M20 | 580 | 544 |
| BTN1500GC BLU | 835 | 588 | 1012 | 440 | 2305 | 620 | 484 | 490 | 230 | DN125 | 614 | 700 | 735 | 8-M20 | 580 | 544 |
| BTN1500GE BLU | 835 | 588 | 1012 | 440 | 2305 | 620 | 484 | 490 | 230 | DN125 | 614 | 700 | 735 | 8-M20 | 580 | 544 |
| BTN1800GC BLU | 905 | 588 | 1012 | 447 | 2305 | 620 | 484 | 490 | 230 | DN125 | 614 | 700 | 735 | 8-M20 | 580 | 544 |
| BTN1800GE BLU | 905 | 588 | 1012 | 447 | 2305 | 620 | 484 | 490 | 230 | DN125 | 614 | 700 | 735 | 8-M20 | 580 | 544 |

## 备选功能
Alternative function

TL为标配机型,加长的燃烧筒，可定制60Hz。
TL is the standard model,can lengthen the blast tube,can books the 60Hz.

使用LPG燃气时，需在燃烧头上安装该特殊组件
When using LPG gas, this special component is installed on the burner

阀组-与锅炉配套的组件
Valve block - Component for boiler

## 比例调节功能
Proportional control function

另外订购比例仪RWF40或DC1020与调节组件，燃烧器即可实现比例调节运行。
In addition, order the proportioner RWF40 or DC1020 and the regulating assembly, and the burner can be proportionally regulated.

## 备注
remark

配有空气关闭装置。
Equipped with air closing device.

## 曲线图
curve graph

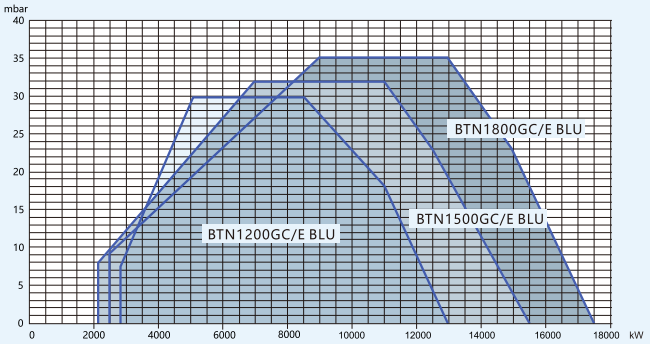


曲线图 Curve diagram

### 锅炉燃烧器功率(kW)
Burner Output (kW)

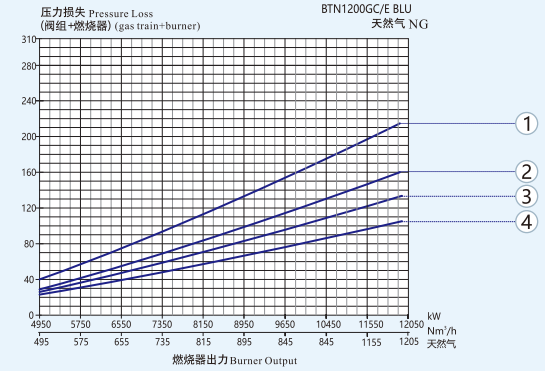


### BTN1200GC/E BLU

天然气 natural gas

| 曲线（型号） Curve (model) | 阀组编号 Valve group number | 检漏 Leakage control | 最大压力** Maximum pressure value (mbar) | 图号 figure number |
|---|---|---|---|---|
| ① QF-VGD40.080-DN125 | 222 25 239 | - | 700 | QF4 |
| ① QF-VGD40.080-LDU-DN125 | 222 25 256 | GW150A5 | 700 | QF4 |
| ② QF-VGD40.100-DN125 | 222 25 242 | - | 700 | QF4 |
| ② QF-VGD40.100-LDU-DN125 | 222 25 259 | GW150A5 | 700 | QF4 |
| ③ QF-VGD40.125-DN125 | 222 25 244 | - | 700 | QF4 |
| ③ QF-VGD40.125-LDU-DN125 | 222 25 261 | GW150A5 | 700 | QF4 |
| ④ QF-VGD40.150-DN125 | 222 25 245 | - | 700 | QF4 |
| ④ QF-VGD40.150-LDU-DN125 | 222 25 262 | GW150A5 | 700 | QF4 |

### 锅炉燃烧器功率(kW)
Burner Output (kW)

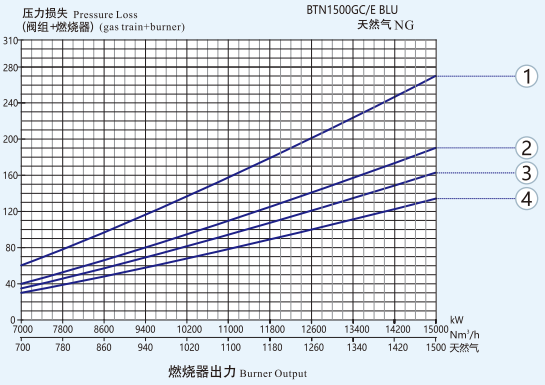


### BTN1500GC/E BLU

天然气 natural gas

| 曲线（型号） Curve (model) | 阀组编号 Valve group number | 检漏 Leakage control | 最大压力** Maximum pressure value (mbar) | 图号 figure number |
|---|---|---|---|---|
| ① QF-VGD40.080-DN125 | 222 25 239 | - | 700 | QF4 |
| ① QF-VGD40.080-LDU-DN125 | 222 25 256 | GW150A5 | 700 | QF4 |
| ② QF-VGD40.100-DN125 | 222 25 242 | - | 700 | QF4 |
| ② QF-VGD40.100-LDU-DN125 | 222 25 259 | GW150A5 | 700 | QF4 |
| ③ QF-VGD40.125-DN125 | 222 25 244 | - | 700 | QF4 |
| ③ QF-VGD40.125-LDU-DN125 | 222 25 261 | GW150A5 | 700 | QF4 |
| ④ QF-VGD40.150-DN125 | 222 25 245 | - | 700 | QF4 |
| ④ QF-VGD40.150-LDU-DN125 | 222 25 262 | GW150A5 | 700 | QF4 |

### 锅炉燃烧器功率(kW)
Burner Output (kW)

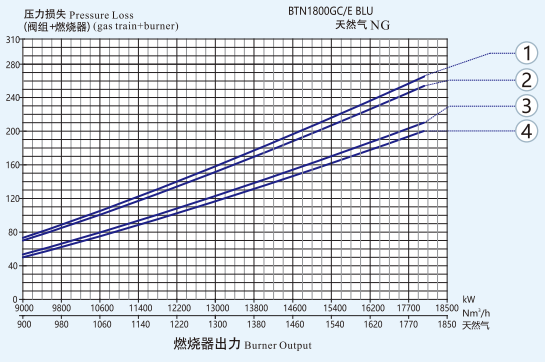


### BTN1800GC/E BLU

天然气 natural gas

| 曲线（型号） Curve (model) | 阀组编号 Valve group number | 检漏 Leakage control | 最大压力** Maximum pressure value (mbar) | 图号 figure number |
|---|---|---|---|---|
| ① QF-VGD40.080-DN125 | 222 25 239 | - | 700 | QF4 |
| ① QF-VGD40.080-LDU-DN125 | 222 25 256 | GW150A5 | 700 | QF4 |
| ② QF-VGD40.100-DN125 | 222 25 242 | - | 700 | QF4 |
| ② QF-VGD40.100-LDU-DN125 | 222 25 259 | GW150A5 | 700 | QF4 |
| ③ QF-VGD40.125-DN125 | 222 25 244 | - | 700 | QF4 |
| ③ QF-VGD40.125-LDU-DN125 | 222 25 261 | GW150A5 | 700 | QF4 |
| ④ QF-VGD40.150-DN125 | 222 25 245 | - | 700 | QF4 |
| ④ QF-VGD40.150-LDU-DN125 | 222 25 262 | GW150A5 | 700 | QF4 |

# BTN85/120GE FGR 烟气外循环超低氮燃气燃烧器

## 技术性能及结构特征
Technical performance and structural characteristics

1. 超低氮燃气燃烧器。
2. 数字燃烧器管理系统，电子比例式运行。
3. 烟气外循环系统，将部分烟气与助燃空气混合后送至燃烧室助燃，混合后的助燃风可以降低燃烧室内的温度和氧量浓度，有效抑制NOx的生成。
4. 多个喷管，分散式燃烧，防止火焰过于集中造成高氧化反应。
5. 采用三个伺服电机，分别精确控制助燃风量、燃气量、烟气量的配比。
6. 采用一个法兰和耐高温隔热垫与锅炉联接固定。
7. 三相电机带动风机。
8. 紫外线光电管检测火焰。
9. 标准配置的电气防护等级IP40。

1. Extremely Low NOx Emission Gas burner.
2. Electronic modulation operation .
3. FGR system ,mix part flue and supporting combustion air,then move to combustion chamber .it could lower temperature and Oxygen density avoid of NOx generation
4. Multi gas pipes ,distributed combustion avoid of high oxidation reaction.
5. The composition of supporting combustion air flow, gas rate.flue content are controlled by three precision servo motors.
6.Fixed boiler coupling flange.
connect and fix the boiler.
7.3 phase motor drives fan motor.
8.Ultraviolet photocell detects flame.
9.Electric protection rating:IP40.

| 功率 Power (KW) | 型号 Model | 订货编号 Article No. | 电源 Power supply | 电机功率 Motor power (KW) | 包装尺寸 package size (L*W*H/mm) | 重量 weight (kg) |
|---|---|---|---|---|---|---|
| 150~688 | BTN85GE FGR-TL | 203 22 108 | 380V 50Hz | 1.5 | 1010x905x760 | 78 |
| 300~1040 | BTN120GE FGR-TL | 203 22 110 | 380V 50Hz | 2.2 | 1010x905x760 | 81 |

## 外观尺寸图
Overall dimensions




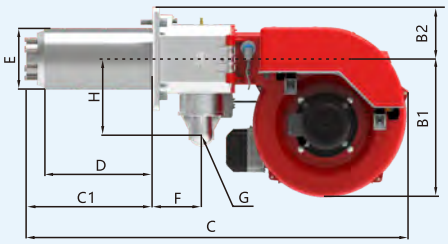


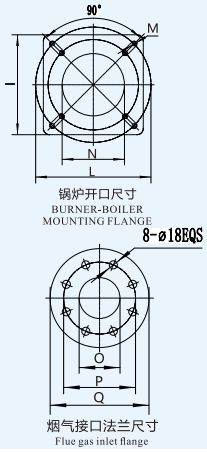


| 型号 model | A1 | A2 | B1 | B2 | C | C1 | D | E | F | G | H | I | L | M | N | O | P | Q |
|---|---|---|---|---|---|---|---|---|---|---|---|---|---|---|---|---|---|---|
| | mm | mm | mm | mm | mm | mm | mm | Φmm | mm | mm | mm | mm | Φmm | M | Φmm | Φmm | Φmm | Φmm |
| BTN85GE FGR-TL | 355 | 335 | 430 | 160 | 1190 | 396 | 335 | 190 | 151 | G2" | 231 | 320 | 290-370 | 4-M16 | 200 | DN80 | 160 | 220 |
| BTN120GE FGR-TL | 355 | 335 | 430 | 160 | 1190 | 396 | 335 | 190 | 151 | G2" | 231 | 320 | 290-370 | 4-M16 | 200 | DN80 | 160 | 220 |

## 备选功能
Alternative function

TL为标配机型,加长的燃烧筒，可定制60Hz。
TL is the standard model, can lengthen the blast tube,can books the 60Hz.

使用LPG燃气时，需在燃烧头上安装该特殊组件
When using LPG gas, this special component is installed on the burner

阀组-与锅炉配套的组件
Valve block - Component for boiler

## 比例调节功能
Proportional control function

另外订购比例仪RWF40或DC1020与调节组件，燃烧器即可实现比例调节运行。
In addition, order the proportioner RWF40 or DC1020 and the regulating assembly, and the burner can be proportionally regulated.

## 备注
remark

配有空气关闭装置。
Equipped with air closing device.

## 曲线图
curve graph

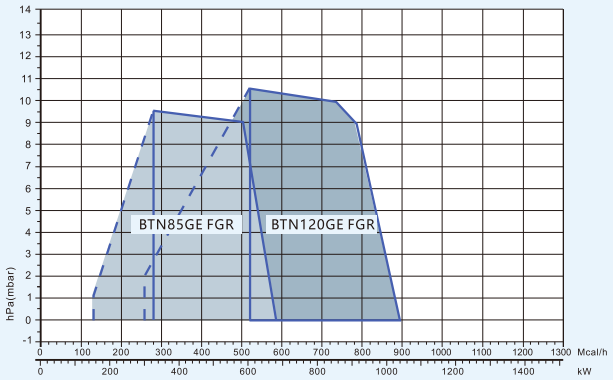


曲线图 Curve diagram

## 锅炉燃烧器功率(kW)
Burner Output (kW)

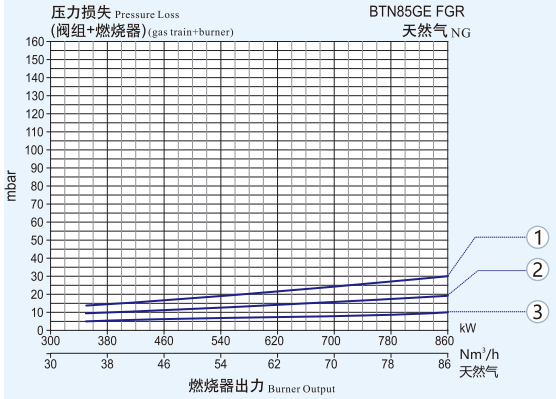


### BTN85GE FGR

天然气 natural gas

| 曲线（型号） Curve (model) | 阀组编号 Valve group number | 检漏 Leakage control | 最大压力** Maximum pressure value (mbar) | 图号 figure number |
|---|---|---|---|---|
| ① QF-MVD215/5+MVDLE215/5-DW-RC2" | 222 25 456 | GW50A6 | 200 | QF7 |
| ① QF-MVD215/5+MVDLE215/5-PLC-RC2" | 222 25 482 | GW50A6 | 200 | QF7 |
| ② QF-MVD220/5+MVDLE220/5-DW-RC2" | 222 25 457 | GW50A6 | 200 | QF7 |
| ② QF-MVD220/5+MVDLE220/5-PLC-RC2" | 222 25 485 | GW50A6 | 200 | QF7 |
| ② QF-DMV-D520/11-DW-RC2" | 222 25 175 | GW50A5 | 500 | QF5 |
| ② QF-DMV-D520/11-PLC-RC2" | 222 25 207 | GW50A5 | 500 | QF5 |
| ③ QF-DMV-D525/11-DW-RC2" | 222 25 177 | GW50A5 | 500 | QF5 |
| ③ QF-DMV-D525/11-PLC-RC2" | 222 25 209 | GW50A5 | 500 | QF5 |

## 锅炉燃烧器功率(kW)
Burner Output (kW)

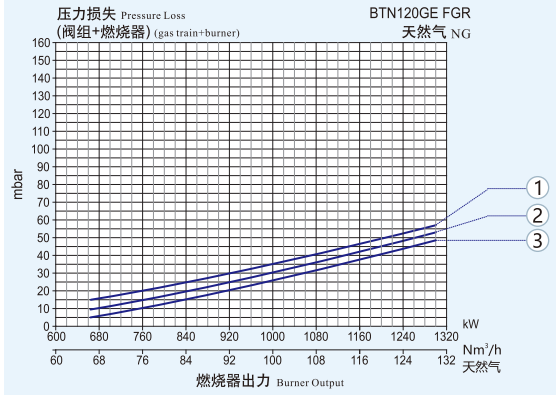


### BTN120GE FGR

天然气 natural gas

| 曲线（型号） Curve (model) | 阀组编号 Valve group number | 检漏 Leakage control | 最大压力** Maximum pressure value (mbar) | 图号 figure number |
|---|---|---|---|---|
| ① QF-MVD215/5+MVDLE215/5-DW-RC2" | 222 25 456 | GW50A6 | 200 | QF7 |
| ① QF-MVD215/5+MVDLE215/5-PLC-RC2" | 222 25 482 | GW50A6 | 200 | QF7 |
| ② QF-MVD220/5+MVDLE220/5-DW-RC2" | 222 25 457 | GW50A6 | 200 | QF7 |
| ② QF-MVD220/5+MVDLE220/5-PLC-RC2" | 222 25 485 | GW50A6 | 200 | QF7 |
| ② QF-DMV-D520/11-DW-RC2" | 222 25 175 | GW50A5 | 500 | QF5 |
| ② QF-DMV-D520/11-PLC-RC2" | 222 25 207 | GW50A5 | 500 | QF5 |
| ③ QF-DMV-D525/11-DW-RC2" | 222 25 177 | GW50A5 | 500 | QF5 |
| ③ QF-DMV-D525/11-PLC-RC2" | 222 25 209 | GW50A5 | 500 | QF5 |

# BTN210/250GE FGR 烟气外循环超低氮燃气燃烧器

## 技术性能及结构特征
Technical performance and structural characteristics

1. 超低氮燃气燃烧器。
2. 数字燃烧器管理系统，电子比例式运行。
3. 烟气外循环系统，将部分烟气与助燃空气混合后送至燃烧室助燃，混合后的助燃风可以降低燃烧室内的温度和氧量浓度，有效抑制NOx的生成。
4. 多个喷管，分散式燃烧，防止火焰过于集中造成高氧化反应。
5. 采用三个伺服电机，分别精确控制助燃风量、燃气量、烟气量的配比。
6. 采用一个法兰和耐高温隔热垫与锅炉联接固定。
7. 三相电机带动风机。
8. 紫外线光电管检测火焰。
9. 标准配置的电气防护等级IP40。

1. Extremely Low NOx Emission Gas burner.
2. Electronic modulation operation .
3. FGR system ,mix part flue and supporting combustion air,then move to combustion chamber .it could lower temperature and Oxygen density avoid of NOx generation
4. Multi gas pipes ,distributed combustion avoid of high oxidation reaction.
5. The composition of supporting combustion air flow, gas rate.flue content are controlled by three precision servo motors.
6.Fixed boiler coupling flange.
connect and fix the boiler.
7.3 phase motor drives fan motor.
8.Ultraviolet photocell detects flame.
9.Electric protection rating:IP40.

| 功率 Power (KW) | 型号 Model | 订货编号 Article No. | 电源 Power supply | 电机功率 Motor power (KW) | 包装尺寸 package size (L*W*H/mm) | 重量 weight (kg) |
|---|---|---|---|---|---|---|
| 300~1488 | BTN210GE FGR-TL | 203 22 109 | 380V 50Hz | 4.5 | 1010x905x760 | 89 |
| 570~1920 | BTN250GE FGR-TL | 203 22 106 | 380V 50Hz | 5.5 | 1010x905x760 | 125 |

## 外观尺寸图
Overall dimensions




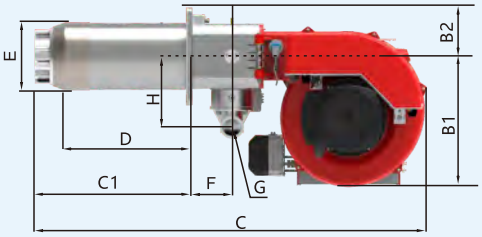


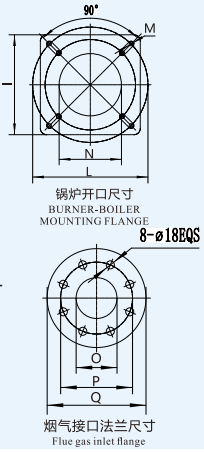


| 型号 model | A1 | A2 | B1 | B2 | C | C1 | D | E | F | G | H | I | L | M | N | O | P | Q |
|---|---|---|---|---|---|---|---|---|---|---|---|---|---|---|---|---|---|---|
| | mm | mm | mm | mm | mm | mm | mm | Φmm | mm | mm | mm | mm | Φmm | M | Φmm | Φmm | Φmm | Φmm |
| BTN210GE FGR-TL | 403 | 401 | 428 | 160 | 1290 | 497 | 400 | 222 | 151 | G2" | 231 | 320 | 290-370 | 4-M16 | 233 | DN100 | 180 | 220 |
| BTN250GE FGR-TL | 403 | 401 | 428 | 160 | 1290 | 497 | 400 | 222 | 151 | G2" | 231 | 320 | 290-370 | 4-M16 | 233 | DN100 | 180 | 220 |

# BTN210/250GE FGR Low NOx Gas Burner

## 备选功能
Alternative function

TL为标配机型,加长的燃烧筒，可定制60Hz。
TL is the standard model, can lengthen the blast tube,can books the 60Hz.

使用LPG燃气时，需在燃烧头上安装该特殊组件
When using LPG gas, this special component is installed on the burner

阀组-与锅炉配套的组件
Valve block - Component for boiler

## 比例调节功能
Proportional control function

另外订购比例仪RWF40或DC1020与调节组件，燃烧器即可实现比例调节运行。
In addition, order the proportioner RWF40 or DC1020 and the regulating assembly, and the burner can be proportionally regulated.

## 备注
remark

配有空气关闭装置。
Equipped with air closing device.

## 曲线图
curve graph

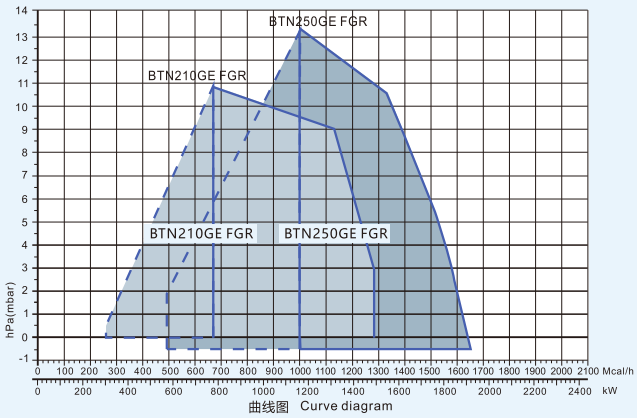


## 锅炉燃烧器功率(kW)
Burner Output (kW)

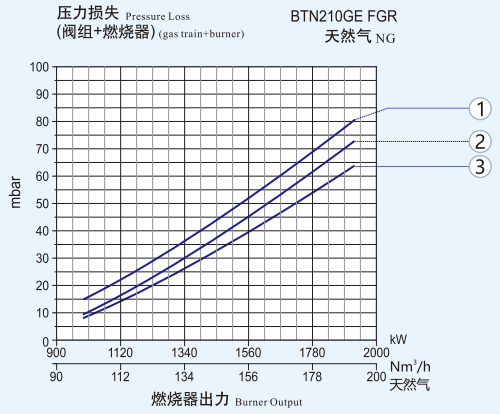


天然气 natural gas

### BTN210GE FGR

| 曲线（型号） Curve (model) | 阀组编号 Valve group number | 检漏 Leakage control | 最大压力** Maximum pressure value (mbar) | 图号 figure number |
|---|---|---|---|---|
| ① QF-MVD215/5+MVDLE215/5-DW-RC2" | 222 25 456 | GW50A6 | 200 | QF7 |
| ① QF-MVD215/5+MVDLE215/5-PLC-RC2" | 222 25 482 | GW50A6 | 200 | QF7 |
| ② QF-MVD220/5+MVDLE220/5-DW-RC2" | 222 25 457 | GW50A6 | 200 | QF7 |
| ② QF-MVD220/5+MVDLE220/5-PLC-RC2" | 222 25 485 | GW50A6 | 200 | QF7 |
| ② QF-DMV-D520/11-DW-RC2" | 222 25 175 | GW50A5 | 500 | QF5 |
| ② QF-DMV-D520/11-PLC-RC2" | 222 25 207 | GW50A5 | 500 | QF5 |
| ③ QF-DMV-D550/11-DW-RC2" | 222 25 177 | GW50A5 | 500 | QF5 |
| ③ QF-DMV-D550/11-PLC-RC2" | 222 25 209 | GW50A5 | 500 | QF5 |

## 锅炉燃烧器功率(kW)
Burner Output (kW)

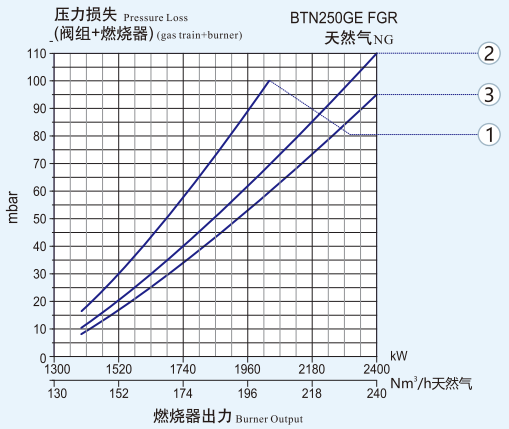


天然气 natural gas

### BTN250GE FGR

| 曲线（型号） Curve (model) | 阀组编号 Valve group number | 检漏 Leakage control | 最大压力** Maximum pressure value (mbar) | 图号 figure number |
|---|---|---|---|---|
| ① QF-MVD215/5+MVDLE215/5-DW-RC2" | 222 25 456 | GW50A6 | 200 | QF7 |
| ① QF-MVD215/5+MVDLE215/5-PLC-RC2" | 222 25 482 | GW50A6 | 200 | QF7 |
| ② QF-MVD220/5+MVDLE220/5-DW-RC2" | 222 25 457 | GW50A6 | 200 | QF7 |
| ② QF-MVD220/5+MVDLE220/5-PLC-RC2" | 222 25 485 | GW50A6 | 200 | QF7 |
| ② QF-DMV-D520/11-DW-RC2" | 222 25 175 | GW50A5 | 500 | QF5 |
| ② QF-DMV-D520/11-PLC-RC2" | 222 25 207 | GW50A5 | 500 | QF5 |
| ③ QF-DMV-D525/11-DW-RC2" | 222 25 177 | GW50A5 | 500 | QF5 |
| ③ QF-DMV-D525/11-PLC-RC2" | 222 25 209 | GW50A5 | 500 | QF5 |

# BTN350/450/550/650GE FGR 烟气外循环超低氮燃气燃烧器

## 技术性能及结构特征
Technical performance and structural characteristics

1. 超低氮燃气燃烧器。
2. 数字燃烧器管理系统，电子比例式运行。
3. 烟气外循环系统，将部分烟气与助燃空气混合后送至燃烧室助燃，混合后的助燃风可以降低燃烧室内的温度和氧量浓度，有效抑制NOx的生成。
4. 多个喷管，分散式燃烧，防止火焰过于集中造成高氧化反应。
5. 采用三个伺服电机，分别精确控制助燃风量、燃气量、烟气量的配比。
6. 采用一个法兰和耐高温隔热垫与锅炉联接固定。
7. 三相电机带动风机。
8. 紫外线光电管检测火焰。
9. 标准配置的电气防护等级IP40。

1. Extremely Low NOx Emission Gas burner.
2. Electronic modulation operation .
3. FGR system ,mix part flue and supporting combustion air,then move to combustion chamber .it could lower temperature and Oxygen density avoid of NOx generation
4. Multi gas pipes ,distributed combustion avoid of high oxidation reaction.
5. The composition of supporting combustion air flow, gas rate.flue content are controlled by three precision servo motors.
6.Fixed boiler coupling flange.
connect and fix the boiler.
7.3 phase motor drives fan motor.
8.Ultraviolet photocell detects flame.
9.Electric protection rating:IP40.

| 功率 Power (KW) | 型号 Model | 订货编号 Article No. | 电源 Power supply | 电机功率 Motor power (KW) | 包装尺寸 package size (L*W*H/mm) | 重量 weight (kg) |
|---|---|---|---|---|---|---|
| 1200~3630 | BTN350GE FGR | 203 22 350 | 380V 50Hz | 7.5 | 1950x1120x1100 | 248.5 |
| 1500~4450 | BTN450GE FGR | 203 22 450 | 380V 50Hz | 9.2 | 1950x1120x1100 | 255 |
| 1800~5250 | BTN550GE FGR | 203 22 550 | 380V 50Hz | 12 | 1950x1120x1100 | 265 |
| 2200~6250 | BTN650GE FGR | 203 22 650 | 380V 50Hz | 15 | 1950x1120x1100 | 268 |

## 外观尺寸图
Overall dimensions

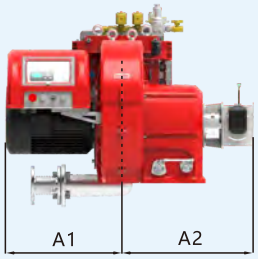





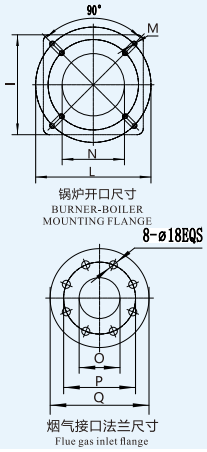


| 型号 model | A1 | A2 | B1 | B2 | C | C1 | D | E | F | G | H | I | L | M | N | O | P | Q |
|---|---|---|---|---|---|---|---|---|---|---|---|---|---|---|---|---|---|---|
| | mm | mm | mm | mm | mm | mm | mm | Φmm | mm | mm | mm | mm | Φmm | M | Φmm | Φmm | Φmm | Φmm |
| BTN350GE FGR-TL | 556 | 630 | 519 | 335 | 1775 | 700 | 534 | 312.5 | 178 | DN65 | 528 | 400 | 452 | 4-M16 | 350 | DN100 | 180 | 220 |
| BTN450GE FGR-TL | 556 | 630 | 519 | 335 | 1775 | 700 | 534 | 312.5 | 178 | DN65 | 528 | 400 | 452 | 4-M16 | 350 | DN100 | 180 | 220 |
| BTN550GE FGR-TL | 583 | 630 | 519 | 335 | 1775 | 700 | 534 | 312.5 | 178 | DN65 | 528 | 400 | 452 | 4-M16 | 350 | DN125 | 210 | 255 |
| BTN650GE FGR-TL | 583 | 630 | 519 | 335 | 1775 | 700 | 545 | 336 | 178 | DN65 | 528 | 400 | 452 | 4-M16 | 350 | DN150 | 240 | 285 |

# BTN350/450/550/650GE FGR Low NOx Gas Burner

## 备选功能
Alternative function

TL为标配机型,加长的燃烧筒，可定制60Hz。
TL is the standard model, can lengthen the blast tube,can books the 60Hz.

使用LPG燃气时，需在燃烧头上安装该特殊组件
When using LPG gas, this special component is installed on the burner

阀组-与锅炉配套的组件
Valve block - Component for boiler

## 比例调节功能
Proportional control function

另外订购比例仪RWF40或DC1020与调节组件，燃烧器即可实现比例调节运行。
In addition, order the proportioner RWF40 or DC1020 and the regulating assembly, and the burner can be proportionally regulated.

## 备注
remark

配有空气关闭装置。
Equipped with air closing device.

## 曲线图
curve graph

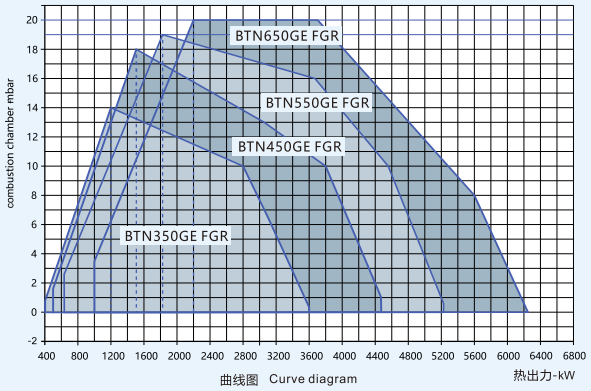

曲线图 Curve diagram

锅炉燃烧器功率(kW)
Burner Output (kW)

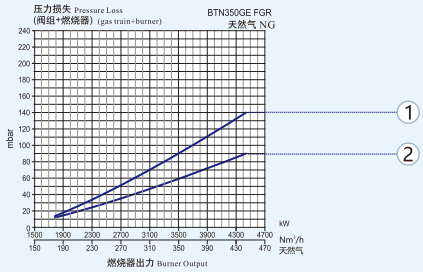


锅炉燃烧器功率(kW)
Burner Output (kW)

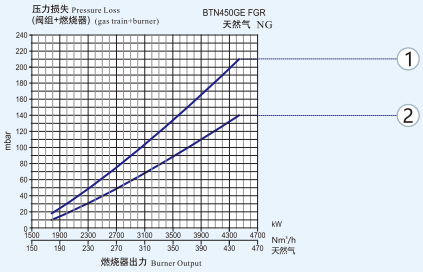


锅炉燃烧器功率(kW)
Burner Output (kW)

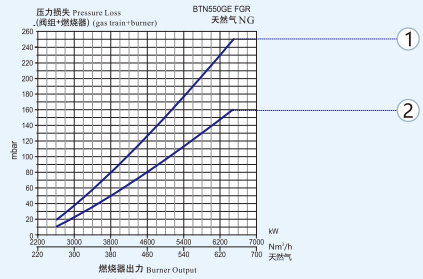


锅炉燃烧器功率(kW)
Burner Output (kW)

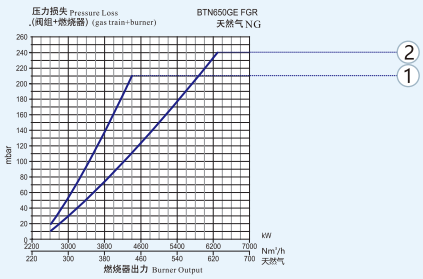


### BTN350GE FGR

天然气 natural gas

| 曲线（型号） Curve (model) | | 阀组编号 Valve group number | 检漏 Leakage control | 最大压力** Maximum pressure value (mbar) | 图号 figure number |
|---|---|---|---|---|---|
| ① | QF-DMV-D5065/11-DW-DN65 | 222 25 185 | GW150A5 | 500 | QF5 |
| ① | QF-DMV-D5065/11-PLC-DN65 | 222 25 213 | GW150A5 | 500 | QF5 |
| ② | QF-DMV-D5080/11-DW-DN65 | 222 25 191 | GW150A5 | 500 | QF5 |
| ② | QF-DMV-D5080/11-PLC-DN65 | 222 25 219 | GW150A5 | 500 | QF5 |
| ① | QF-VGD40.065-DW-DN65 | 222 25 264 | GW150A5 | 700 | QF6 |
| ① | QF-VGD40.065-PLC-DN65 | 222 25 278 | GW150A5 | 700 | QF6 |
| ② | QF-VGD40.080-DW-DN65 | 222 25 267 | GW150A5 | 700 | QF6 |

### BTN450GE FGR

天然气 natural gas

| 曲线（型号） Curve (model) | | 阀组编号 Valve group number | 检漏 Leakage control | 最大压力** Maximum pressure value (mbar) | 图号 figure number |
|---|---|---|---|---|---|
| ① | QF-DMV-D5065/11-DW-DN65 | 222 25 185 | GW150A5 | 500 | QF5 |
| ① | QF-DMV-D5065/11-PLC-DN65 | 222 25 213 | GW150A5 | 500 | QF5 |
| ② | QF-DMV-D5080/11-DW-DN65 | 222 25 191 | GW150A5 | 500 | QF5 |
| ② | QF-DMV-D5080/11-PLC-DN65 | 222 25 219 | GW150A5 | 500 | QF5 |
| ① | QF-VGD40.065-DW-DN65 | 222 25 264 | GW150A5 | 700 | QF6 |
| ① | QF-VGD40.065-PLC-DN65 | 222 25 278 | GW150A5 | 700 | QF6 |
| ② | QF-VGD40.080-DW-DN65 | 222 25 267 | GW150A5 | 700 | QF6 |

### BTN550GE FGR

天然气 natural gas

| 曲线（型号） Curve (model) | | 阀组编号 Valve group number | 检漏 Leakage control | 最大压力** Maximum pressure value (mbar) | 图号 figure number |
|---|---|---|---|---|---|
| ① | QF-DMV-D5065/11-DW-DN65 | 222 25 185 | GW150A5 | 500 | QF5 |
| ① | QF-DMV-D5065/11-PLC-DN65 | 222 25 213 | GW150A5 | 500 | QF5 |
| ② | QF-DMV-D5080/11-DW-DN65 | 222 25 191 | GW150A5 | 500 | QF5 |
| ② | QF-DMV-D5080/11-PLC-DN65 | 222 25 219 | GW150A5 | 500 | QF5 |
| ① | QF-VGD40.065-DW-DN65 | 222 25 264 | GW150A5 | 700 | QF6 |
| ① | QF-VGD40.065-PLC-DN65 | 222 25 278 | GW150A5 | 700 | QF6 |
| ② | QF-VGD40.080-DW-DN65 | 222 25 267 | GW150A5 | 700 | QF6 |

### BTN650GE FGR

天然气 natural gas

| 曲线（型号） Curve (model) | | 阀组编号 Valve group number | 检漏 Leakage control | 最大压力** Maximum pressure value (mbar) | 图号 figure number |
|---|---|---|---|---|---|
| ① | QF-DMV-D5065/11-DW-DN65 | 222 25 185 | GW150A5 | 500 | QF5 |
| ① | QF-DMV-D5065/11-PLC-DN65 | 222 25 213 | GW150A5 | 500 | QF5 |
| ② | QF-DMV-D5080/11-DW-DN65 | 222 25 191 | GW150A5 | 500 | QF5 |
| ② | QF-DMV-D5080/11-PLC-DN65 | 222 25 219 | GW150A5 | 500 | QF5 |
| ① | QF-VGD40.065-DW-DN65 | 222 25 264 | GW150A5 | 700 | QF6 |
| ① | QF-VGD40.065-PLC-DN65 | 222 25 278 | GW150A5 | 700 | QF6 |
| ② | QF-VGD40.080-DW-DN65 | 222 25 267 | GW150A5 | 700 | QF6 |

# BTN800/1000GE FGR 烟气外循环超低氮燃气燃烧器

## 技术性能及结构特征
Technical performance and structural characteristics

1. 超低氮燃气燃烧器。
2. 数字燃烧器管理系统，电子比例式运行。
3. 烟气外循环系统，将部分烟气与助燃空气混合后送至燃烧室助燃，混合后的助燃风可以降低燃烧室内的温度和氧量浓度，有效抑制NOx的生成。
4. 多个喷管，分散式燃烧，防止火焰过于集中造成高氧化反应。
5. 采用三个伺服电机，分别精确控制助燃风量、燃气量、烟气量的配比。
6. 采用一个法兰和耐高温隔热垫与锅炉联接固定。
7. 三相电机带动风机。
8. 紫外线光电管检测火焰。
9. 标准配置的电气防护等级IP40。

1. Extremely Low NOx Emission Gas burner.
2. Electronic modulation operation .
3. FGR system ,mix part flue and supporting combustion air,then move to combustion chamber .it could lower temperature and Oxygen density avoid of NOx generation
4. Multi gas pipes ,distributed combustion avoid of high oxidation reaction.
5. The composition of supporting combustion air flow, gas rate.flue content are controlled by three precision servo motors.
6.Fixed boiler coupling flange.
connect and fix the boiler.
7.3 phase motor drives fan motor.
8.Ultraviolet photocell detects flame.
9.Electric protection rating:IP40.

| 功率 Power (KW) | 型号 Model | 订货编号 Article No. | 电源 Power supply | 电机功率 Motor power (KW) | 包装尺寸 package size (L*W*H/mm) | 重量 weight (kg) |
|---|---|---|---|---|---|---|
| 1200 ~ 6480 | BTN800GE FGR | 203 22 102 | 380V 50Hz | 18.5 | 2505x1495x1495 | 662 |
| 1600 ~ 8080 | BTN1000GE FGR | 203 22 103 | 380V 50Hz | 22 | 2505x1495x1495 | 667 |

## 外观尺寸图
Overall dimensions

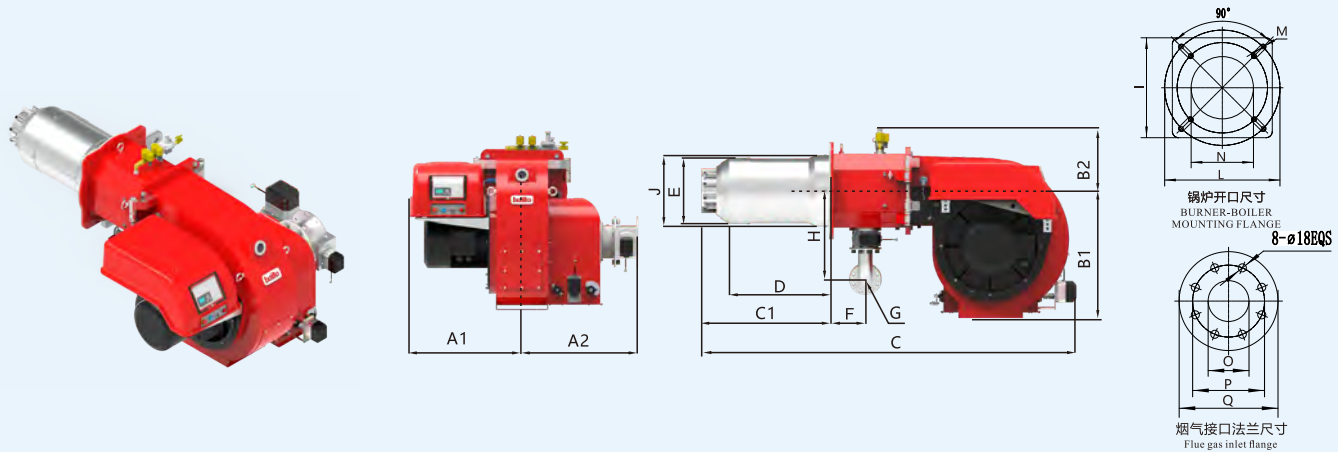


| 型号 model | A1 | A2 | B1 | B2 | C | C1 | D | E | F | G | H | I | J | L | M | N | O | P | Q |
|---|---|---|---|---|---|---|---|---|---|---|---|---|---|---|---|---|---|---|---|
| | mm | mm | mm | mm | mm | mm | mm | Φmm | mm | mm | mm | mm | Φmm | Φmm | M | Φmm | Φmm | Φmm | Φmm |
| BTN800GE FGR | 757 | 815 | 802 | 398 | 2364 | 780 | 624 | 413 | 226 | DN80 | 556 | 560 | 448 | 608 | 4-M20 | 490 | DN200 | 295 | 340 |
| BTN1000GE FGR | 757 | 815 | 802 | 398 | 2364 | 780 | 624 | 413 | 226 | DN80 | 556 | 560 | 448 | 608 | 4-M20 | 490 | DN200 | 295 | 340 |

## 备选功能
Alternative function

加长的燃烧筒，可定制60Hz
Can lengthen the blast tube,Can books the 60Hz.

使用LPG燃气时，需在燃烧头上安装该特殊组件
When using LPG gas, this special component is installed on the burner

阀组-与锅炉配套的组件
Valve block - Component for boiler

## 比例调节功能
Proportional control function

另外订购比例仪RWF40或DC1020与调节组件，燃烧器即可实现比例调节运行。
In addition, order the proportioner RWF40 or DC1020 and the regulating assembly, and the burner can be proportionally regulated.

## 备注
remark

配有空气关闭装置。
Equipped with air closing device.

## 曲线图
curve graph

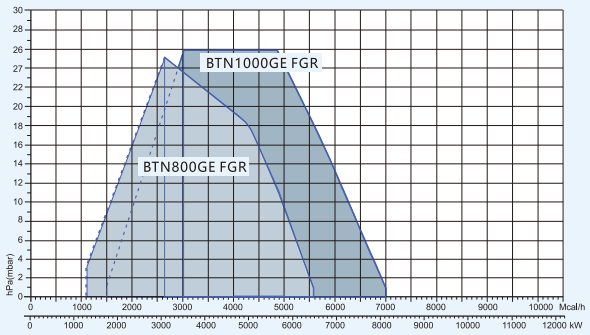


曲线图 Curve diagram

## 锅炉燃烧器功率(kW)
Burner Output (kW)

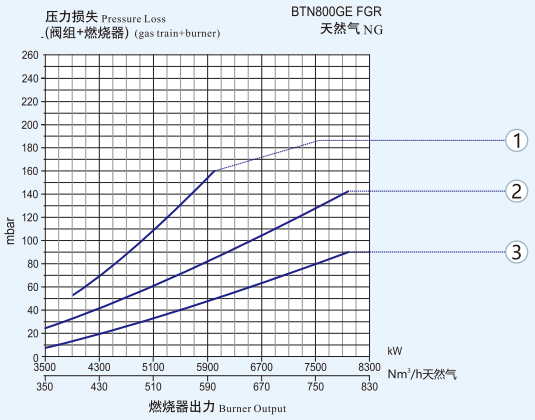


### BTN800GE FGR

天然气 natural gas

| | 曲线（型号） Curve (model) | 阀组编号 Valve group number | 检漏 Leakage control | 最大压力** Maximum pressure value (mbar) | 图号 figure number |
|---|---|---|---|---|---|
| ① | QF-DMV-D5065/11-DW-DN80 | 222 25 187 | GW150A5 | 500 | QF5 |
| ① | QF-DMV-D5065/11-PLC-DN80 | 222 25 215 | GW150A5 | 500 | QF5 |
| ② | QF-DMV-D5080/11-DW-DN80 | 222 25 192 | GW150A5 | 500 | QF5 |
| ② | QF-DMV-D5080/11-PLC-DN80 | 222 25 225 | GW150A5 | 500 | QF5 |
| ③ | QF-DMV-D5100/11-DW-DN80 | 222 25 195 | GW150A5 | 500 | QF5 |
| ③ | QF-DMV-D5100/11-PLC-DN80 | 222 25 228 | GW150A5 | 500 | QF5 |
| ① | QF-VGD40.065-DW-DN80 | 222 25 265 | GW150A5 | 700 | QF6 |
| ① | QF-VGD40.065-PLC-DN80 | 222 25 279 | GW150A5 | 700 | QF6 |
| ② | QF-VGD40.080-DW-DN80 | 222 25 268 | GW150A5 | 700 | QF6 |
| ② | QF-VGD40.080-PLC-DN80 | 222 25 282 | GW150A5 | 700 | QF6 |
| ③ | QF-VGD40.100-DW-DN80 | 222 25 271 | GW150A5 | 700 | QF6 |
| ③ | QF-VGD40.100-PLC-DN80 | 222 25 285 | GW150A5 | 700 | QF6 |

## 锅炉燃烧器功率(kW)
Burner Output (kW)

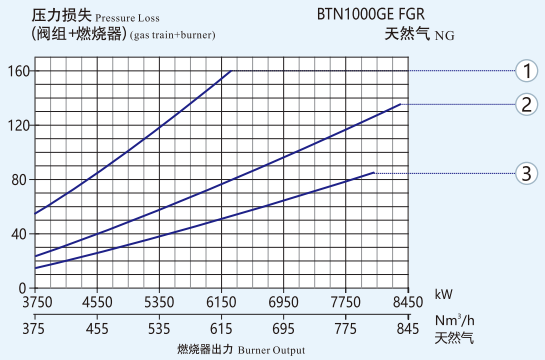


### BTN1000GE FGR

天然气 natural gas

| | 曲线（型号） Curve (model) | 阀组编号 Valve group number | 检漏 Leakage control | 最大压力** Maximum pressure value (mbar) | 图号 figure number |
|---|---|---|---|---|---|
| ① | QF-DMV-D5065/11-DW-DN80 | 222 25 187 | GW150A5 | 500 | QF5 |
| ① | QF-DMV-D5065/11-PLC-DN80 | 222 25 215 | GW150A5 | 500 | QF5 |
| ② | QF-DMV-D5080/11-DW-DN80 | 222 25 192 | GW150A5 | 500 | QF5 |
| ② | QF-DMV-D5080/11-PLC-DN80 | 222 25 225 | GW150A5 | 500 | QF5 |
| ③ | QF-DMV-D5100/11-DW-DN80 | 222 25 195 | GW150A5 | 500 | QF5 |
| ③ | QF-DMV-D5100/11-PLC-DN80 | 222 25 228 | GW150A5 | 500 | QF5 |
| ① | QF-VGD40.065-DW-DN80 | 222 25 265 | GW150A5 | 700 | QF6 |
| ① | QF-VGD40.065-PLC-DN80 | 222 25 279 | GW150A5 | 700 | QF6 |
| ② | QF-VGD40.080-DW-DN80 | 222 25 268 | GW150A5 | 700 | QF6 |
| ② | QF-VGD40.080-PLC-DN80 | 222 25 282 | GW150A5 | 700 | QF6 |
| ③ | QF-VGD40.100-DW-DN80 | 222 25 271 | GW150A5 | 700 | QF6 |
| ③ | QF-VGD40.100-PLC-DN80 | 222 25 285 | GW150A5 | 700 | QF6 |

# BTN1200/1500/1800GE FGR 烟气外循环超低氮燃气燃烧器

## 技术性能及结构特征
Technical performance and structural characteristics

1. 超低氮燃气燃烧器。
2. 数字燃烧器管理系统，电子比例式运行。
3. 烟气外循环系统，将部分烟气与助燃空气混合后送至燃烧室助燃，混合后的助燃风可以降低燃烧室内的温度和氧量浓度，有效抑制NOx的生成。
4. 多个喷管，分散式燃烧，防止火焰过于集中造成高氧化反应。
5. 采用三个伺服电机，分别精确控制助燃风量、燃气量、烟气量的配比。
6. 采用一个法兰和耐高温隔热垫与锅炉联接固定。
7. 三相电机带动风机。
8. 紫外线光电管检测火焰。
9. 标准配置的电气防护等级IP40。

1. Extremely Low NOx Emission Gas burner.
2. Electronic modulation operation .
3. FGR system ,mix part flue and supporting combustion air,then move to combustion chamber .it could lower temperature and Oxygen density avoid of NOx generation
4. Multi gas pipes ,distributed combustion avoid of high oxidation reaction.
5. The composition of supporting combustion air flow, gas rate.flue content are controlled by three precision servo motors.
6.Fixed boiler coupling flange.
connect and fix the boiler.
7.3 phase motor drives fan motor.
8.Ultraviolet photocell detects flame.
9.Electric protection rating:IP40.

| 功率 Power (KW) | 型号 Model | 订货编号 Article No. | 电源 Power supply | 电机功率 Motor power (KW) | 包装尺寸 package size (L*W*H/mm) | 重量 weight (kg) |
|---|---|---|---|---|---|---|
| 2700 ~ 9850 | BTN1200GE FGR | 203 22 113 | 380V 50Hz | 37 | 2500x1580x1750 | / |
| 2100 ~ 11740 | BTN1500GE FGR | 203 22 114 | 380V 50Hz | 45 | 2500x1580x1750 | / |
| 2500 ~ 13260 | BTN1800GE FGR | 203 22 115 | 380V 50Hz | 55 | 2500x1680x1750 | / |

## 外观尺寸图
Overall dimensions

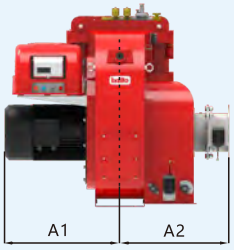


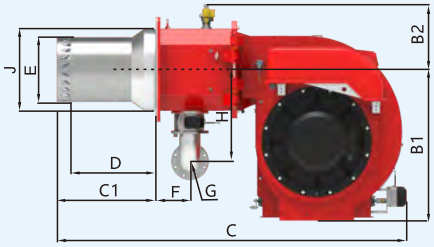


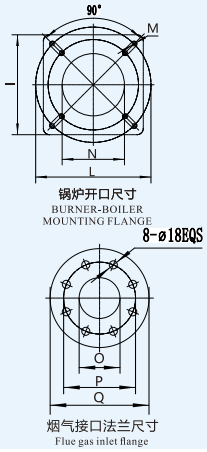


| 型号 model | A1 | A2 | B1 | B2 | C | C1 | D | E | F | G | H | I | J | L | M | N | O | P | Q |
|---|---|---|---|---|---|---|---|---|---|---|---|---|---|---|---|---|---|---|---|
| | mm | mm | mm | mm | mm | mm | mm | Φmm | mm | mm | mm | mm | Φmm | Φmm | M | Φmm | Φmm | Φmm | Φmm |
| BTN1200GE FGR | 825 | 815 | 1012 | 440 | 2350 | 663 | 569 | 430 | 230 | DN125 | 614 | 700 | 544 | 735 | 8-M20 | 580 | DN250 | 350 | 390 |
| BTN1500GE FGR | 835 | 815 | 1012 | 440 | 2305 | 620 | 484 | 490 | 230 | DN125 | 614 | 700 | 544 | 735 | 8-M20 | 580 | DN250 | 350 | 390 |
| BTN1800GE FGR | 905 | 815 | 1012 | 440 | 2305 | 620 | 484 | 490 | 230 | DN125 | 614 | 700 | 544 | 735 | 8-M20 | 580 | DN250 | 350 | 390 |

# BTN1200/1500/1800GE FGR Low NOx Gas Burner

## 备选功能
Alternative function

加长的燃烧筒，可定制60Hz
Can lengthen the blast tube,Can books the 60Hz.

使用LPG燃气时，需在燃烧头上安装该特殊组件
When using LPG gas, this special component is installed on the burner

阀组-与锅炉配套的组件
Valve block - Component for boiler

## 比例调节功能
Proportional control function

另外订购比例仪RWF40或DC1020与调节组件，燃烧器即可实现比例调节运行。
In addition, order the proportioner RWF40 or DC1020 and the regulating assembly, and the burner can be proportionally regulated.

## 备注
remark

配有空气关闭装置。
Equipped with air closing device.

## 曲线图
curve graph

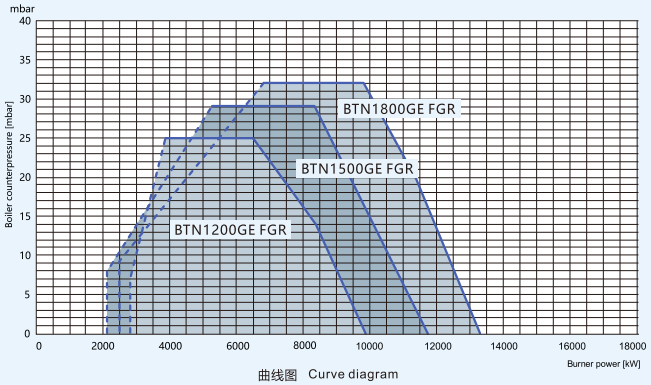


曲线图 Curve diagram

## 锅炉燃烧器功率(kW)
Burner Output (kW)

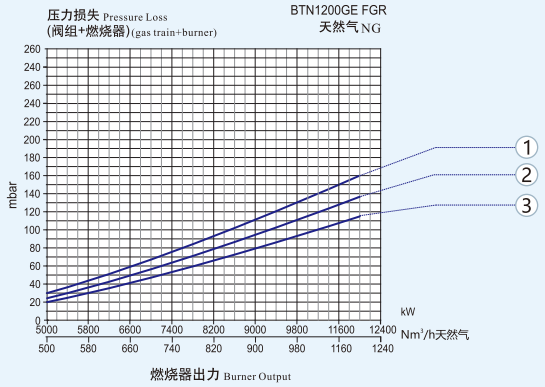


### BTN1200GE FGR

天然气 natural gas

| 曲线（型号） Curve (model) | 阀组编号 Valve group number | 检漏 Leakage control | 最大压力** Maximum pressure value (mbar) | 图号 figure number |
|---|---|---|---|---|
| ① QF-DMV-D5100/11-DW-DN125 | 222 25 200 | GW150A5 | 500 | QF5 |
| ① QF-DMV-D5100/11-PLC-DN125 | 222 25 230 | GW150A5 | 500 | QF5 |
| ② QF-DMV-D5125/11-DW-DN125 | 222 25 202 | GW150A5 | 500 | QF5 |
| ② QF-DMV-D5125/11-PLC-DN125 | 222 25 232 | GW150A5 | 500 | QF5 |
| ① QF-VGD40.100-DW-DN125 | 222 25 273 | GW150A5 | 700 | QF6 |
| ① QF-VGD40.100-PLC-DN125 | 222 25 287 | GW150A5 | 700 | QF6 |
| ② QF-VGD40.125-DW-DN125 | 222 25 275 | GW150A5 | 700 | QF6 |
| ② QF-VGD40.125-PLC-DN125 | 222 25 289 | GW150A5 | 700 | QF6 |
| ③ QF-VGD40.150-DW-DN125 | 222 25 276 | GW150A5 | 700 | QF6 |
| ③ QF-VGD40.150-PLC-DN125 | 222 25 290 | GW150A5 | 700 | QF6 |

## 锅炉燃烧器功率(kW)
Burner Output (kW)

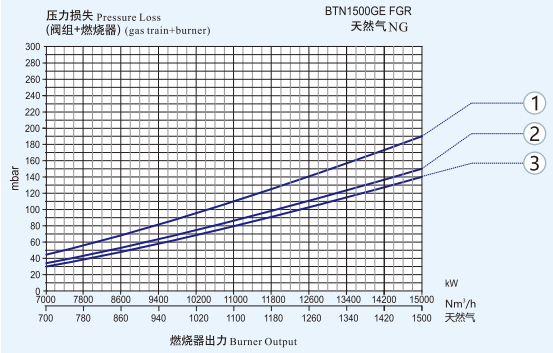


### BTN1500GE FGR

天然气 natural gas

| 曲线（型号） Curve (model) | 阀组编号 Valve group number | 检漏 Leakage control | 最大压力** Maximum pressure value (mbar) | 图号 figure number |
|---|---|---|---|---|
| ① QF-DMV-D5100/11-DW-DN125 | 222 25 200 | GW150A5 | 500 | QF5 |
| ① QF-DMV-D5100/11-PLC-DN125 | 222 25 230 | GW150A5 | 500 | QF5 |
| ② QF-DMV-D5125/11-DW-DN125 | 222 25 202 | GW150A5 | 500 | QF5 |
| ② QF-DMV-D5125/11-PLC-DN125 | 222 25 232 | GW150A5 | 500 | QF5 |
| ① QF-VGD40.100-DW-DN125 | 222 25 273 | GW150A5 | 700 | QF6 |
| ① QF-VGD40.100-PLC-DN125 | 222 25 287 | GW150A5 | 700 | QF6 |
| ② QF-VGD40.125-DW-DN125 | 222 25 275 | GW150A5 | 700 | QF6 |
| ② QF-VGD40.125-PLC-DN125 | 222 25 289 | GW150A5 | 700 | QF6 |
| ③ QF-VGD40.150-DW-DN125 | 222 25 276 | GW150A5 | 700 | QF6 |
| ③ QF-VGD40.150-PLC-DN125 | 222 25 290 | GW150A5 | 700 | QF6 |

## 锅炉燃烧器功率(kW)
Burner Output (kW)

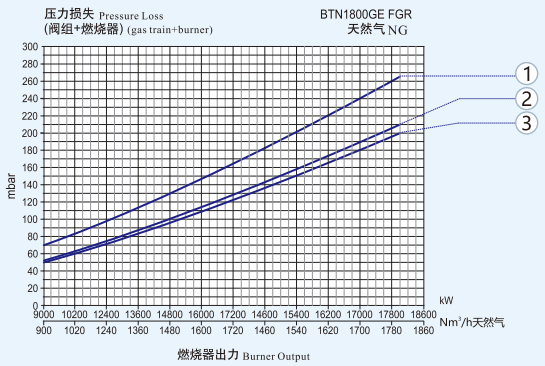


### BTN1800GE FGR

天然气 natural gas

| 曲线（型号） Curve (model) | 阀组编号 Valve group number | 检漏 Leakage control | 最大压力** Maximum pressure value (mbar) | 图号 figure number |
|---|---|---|---|---|
| ① QF-DMV-D5100/11-DW-DN125 | 222 25 200 | GW150A5 | 500 | QF5 |
| ① QF-DMV-D5100/11-PLC-DN125 | 222 25 230 | GW150A5 | 500 | QF5 |
| ② QF-DMV-D5125/11-DW-DN125 | 222 25 202 | GW150A5 | 500 | QF5 |
| ② QF-DMV-D5125/11-PLC-DN125 | 222 25 232 | GW150A5 | 500 | QF5 |
| ① QF-VGD40.100-DW-DN125 | 222 25 273 | GW150A5 | 700 | QF6 |
| ① QF-VGD40.100-PLC-DN125 | 222 25 287 | GW150A5 | 700 | QF6 |
| ② QF-VGD40.125-DW-DN125 | 222 25 275 | GW150A5 | 700 | QF6 |
| ② QF-VGD40.125-PLC-DN125 | 222 25 289 | GW150A5 | 700 | QF6 |
| ③ QF-VGD40.150-DW-DN125 | 222 25 276 | GW150A5 | 700 | QF6 |
| ③ QF-VGD40.150-PLC-DN125 | 222 25 290 | GW150A5 | 700 | QF6 |

# BX15G全预混表面燃烧超低氮燃气燃烧器

## 技术性能及结构特征
Technical performance and structural characteristics

1. 金属纤维表面燃烧，燃烧均匀。
2. 燃气与空气预先混合。
3. 全预混燃烧，燃烧速度快，火焰短，抑制NOx的生成。
4. NOx排放最低可达到18mg/m$^3$。
5. 单段运行。
6. 助燃空气带有过滤装置，防止燃烧头长时间运行时造成堵塞。
7. 电离电极检测火焰。
8. 标准配置的电气防护等级IP40。

1.Metal fiber surface.
2.Premix the air and gas.
3.Full premix combustion ,fast speed burning ,short flame ,inhibit NOx generation.
4.NOx emission could reach to 18mg/m$^3$.
5.Single stage operation.
6.There has filter device in supporting combustion air .to avoid of block during long time operation in burner head.
7.Flame detection by ionisation electrode.
8.Electric protection rating:IP40.

| 功率 Power (KW) | 型号 Model | 订货编号 Article No. | 电源 Power supply | 电机功率 Motor power (KW) | 包装尺寸 package size (L*W*H/mm) | 重量 weight (kg) |
|---|---|---|---|---|---|---|
| 60~205 | BX15G | 202 22 130 | 230V 50Hz | 0.25 | 520x360x370<br>750x240x250 | 36 |

## 外观尺寸图
Overall dimensions






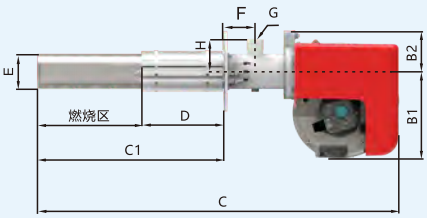


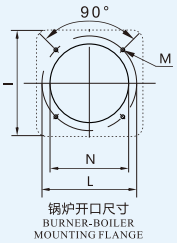


| 型号 model | A1 | A2 | B1 | B2 | C | C1 | D | E | F | G | H | I | L | M | N |
|---|---|---|---|---|---|---|---|---|---|---|---|---|---|---|---|
| | mm | mm | mm | mm | mm | mm | mm | Φmm | mm | mm | mm | mm | Φmm | M | Φmm |
| BX15G | 148 | 245 | 207 | 97 | 920 | 500 | 200 | 82 | 76 | G3/4" | 76 | 214 | 160-190 | 6-M8 | 130 |

## 备选功能
Alternative function

加长的燃烧筒，可定制60Hz
Can lengthen the blast tube,Can books the 60Hz.

使用LPG燃气时，需在燃烧头上安装该特殊组件
When using LPG gas, this special component is installed on the burner

阀组-与锅炉配套的组件
Valve block - Component for boiler

## 曲线图
curve graph

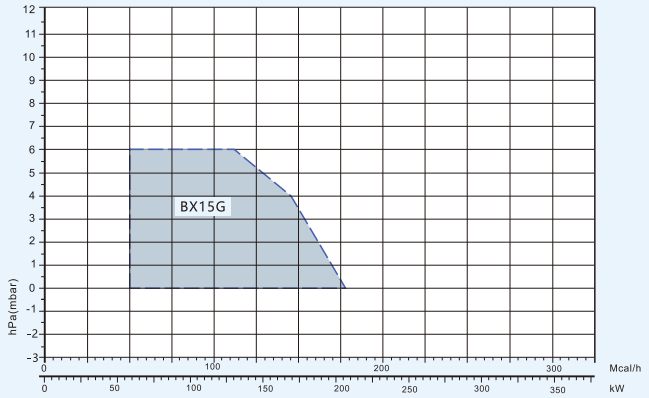


曲线图 Curve diagram

## 锅炉燃烧器功率(kW)
burner Output (kW)

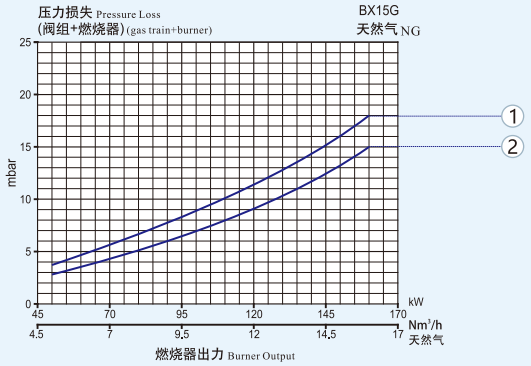


## BX15G

天然气 natural gas

| 曲线（型号） Curve (model) | 阀组编号 Valve group number | 检漏 Leakage control | 最大压力** Maximum pressure value (mbar) | 图号 figure number |
|---|---|---|---|---|
| ① QF-MVDLE207/5-RC3/4" | 222 25 352 | - | 360 | QF1 |
| ② QF-MVDLE210/5-RC3/4" | 222 25 008 | - | 360 | QF1 |
| ① QF-MB-DLE407 B01 S20-RC3/4" | 222 25 652 | - | 360 | QF3 |
| ② QF-MB-DLE410 B01 S20-RC3/4" | 222 25 009 | - | 360 | QF3 |

# BX25/40G/GE全预混表面燃烧超低氮燃气燃烧器

## 技术性能及结构特征
Technical performance and structural characteristics

1. 金属纤维表面燃烧，燃烧均匀。
2. 燃气与空气预先混合。
3. 全预混燃烧，燃烧速度快，火焰短，抑制NOx的生成。
4. NOx排放最低可达到18mg/m$^3$。
5. 单段运行/电子比例调节运行。
6. 电子比例调节由两个伺服电机分别控制燃气与空气量的配比。
7. 助燃空气带有过滤装置，防止燃烧头长时间运行时造成堵塞。
8. 电离电极检测火焰。
9. 标准配置的电气防护等级IP40。

1.Metal fiber surface burning, burning evenly.
2.Pre-mix gas and air.
3.Full premixed combustion, fast combustion speed, short flame, inhibit Nox generation.
4.The minimum NOx emission can reach 18mg/m3.
5.Single stage operation/electronic proportional adjustment operation.
6.Electronic proportional regulation is controlled by two servo motors respectively to control the ratio of gas and air volume.
7.There has filter device in supporting combustion air .to avoid of block during long time operation in burner head.
8.Flame detection by ionisation electrode.
9.Electric protection rating:IP40.

| 功率 Power (KW) | 型号 Model | 订货编号 Article No. | 电源 Power supply | 电机功率 Motor power (KW) | 包装尺寸 package size (L*W*H/mm) | 重量 weight (kg) |
|---|---|---|---|---|---|---|
| 170 ~ 300 | BX25G | 202 22 119 | 230V 50Hz | 0.45 | 740x430x465<br>1020x270x260 | 36.5 |
| 170 ~ 300 | BX25GE | 202 22 133 | 230V 50Hz | 0.45 | /<br>/ | 36.5 |
| 200 ~ 400 | BX40G | 202 22 120 | 230V 50Hz | 0.45 | 740x430x465<br>1020x270x260 | 49 |
| 120 ~ 400 | BX40GE | 202 22 127 | 230V 50Hz | 0.45 | /<br>/ | 49 |

## 外观尺寸图
Overall dimensions

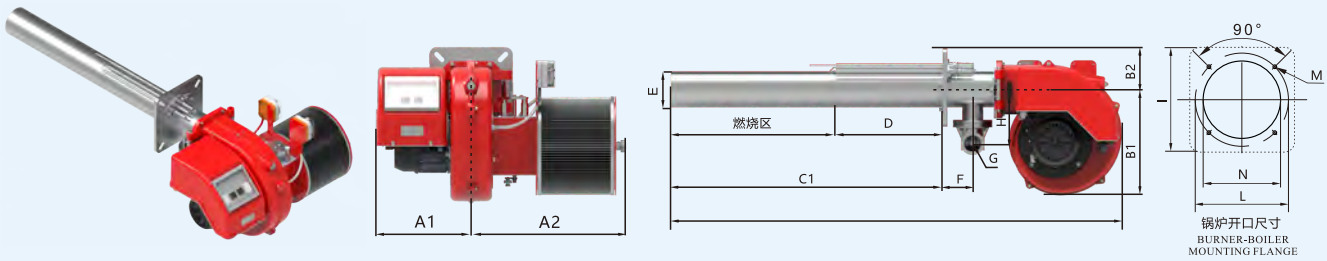


| 型号 model | A1 | A2 | B1 | B2 | C | C1 | D | E | F | G | H | I | L | M | N |
|---|---|---|---|---|---|---|---|---|---|---|---|---|---|---|---|
| | mm | mm | mm | mm | mm | mm | mm | Φmm | mm | mm | mm | mm | Φmm | M | Φmm |
| BX25G | 255 | 415 | 297 | 117 | 1135 | 630 | 300 | 100 | 84 | G1½" | 152 | 220.5 | 218-260 | 4-M10 | 140 |
| BX25GE | 255 | 415 | 297 | 117 | 1135 | 630 | 300 | 100 | 84 | G1½" | 192 | 220.5 | 218-260 | 4-M10 | 140 |
| BX40G | 255 | 415 | 297 | 117 | 1270 | 765 | 300 | 100 | 84 | G1½" | 152 | 220.5 | 218-260 | 4-M10 | 140 |
| BX40GE | 255 | 415 | 297 | 117 | 1270 | 765 | 300 | 100 | 84 | G1½" | 192 | 220.5 | 218-260 | 4-M10 | 140 |

# BX25/40G/GE Full Premix Surface Combustion Extremely Low NOx Burner

## 备选功能
Alternative function

加长的燃烧筒，可定制60Hz
Can lengthen the blast tube,Can books the 60Hz.

使用LPG燃气时，需在燃烧头上安装该特殊组件
When using LPG gas, this special component is installed on the burner

阀组-与锅炉配套的组件
Valve block - Component for boiler

## 比例调节功能
Proportional control function

另外订购比例仪RWF40或DC1020与调节组件，燃烧器即可实现比例调节运行。
In addition, order the proportioner RWF40 or DC1020 and the regulating assembly, and the burner can be proportionally regulated.

## 曲线图
curve graph

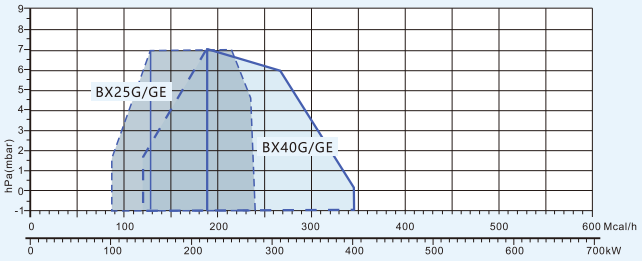


曲线图 Curve diagram

## 锅炉燃烧器功率(kW)
Burner Output (kW)

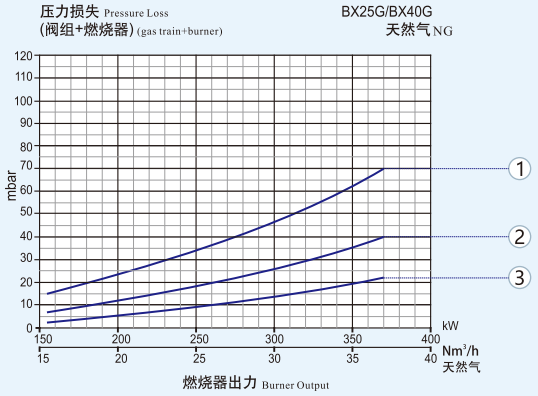


### BX25G/BX40G

天然气 natural gas

| 曲线（型号） Curve (model) | 阀组编号 Valve group number | 检漏 Leakage control | 最大压力** Maximum pressure value (mbar) | 图号 figure number |
|---|---|---|---|---|
| ① QF-MVDLE207/5-RC1 1/2" | 222 25 356 | - | 360 | QF1 |
| ② QF-MVDLE210/5-RC1 1/2" | 222 25 357 | - | 360 | QF1 |
| ③ QF-MVDLE215/5-RC1 1/2" | 222 25 358 | - | 360 | QF1 |
| ① QF-MB-DLE407 B01 S20-RC1 1/2" | 222 25 656 | - | 360 | QF3 |
| ② QF-MB-DLE410 B01 S20-RC1 1/2" | 222 25 657 | - | 360 | QF3 |
| ③ QF-MB-DLE415 B01 S20-RC1 1/2" | 222 25 659 | - | 360 | QF3 |

## 锅炉燃烧器功率(kW)
Burner Output (kW)

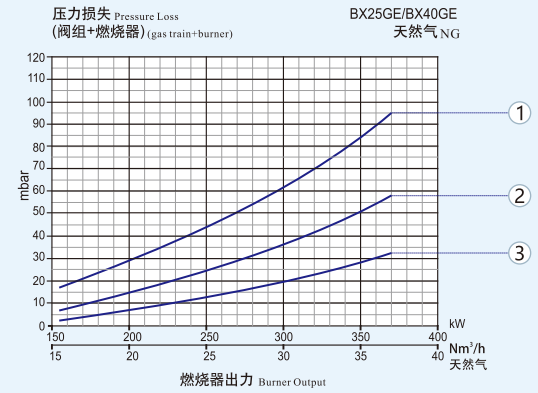


### BX25GE/BX40GE

天然气 natural gas

| 曲线（型号） Curve (model) | 阀组编号 Valve group number | 检漏 Leakage control | 最大压力** Maximum pressure value (mbar) | 图号 figure number |
|---|---|---|---|---|
| ① QF-MVDLE207/5-RC1 1/2" | 222 25 356 | - | 360 | QF1 |
| ② QF-MVDLE210/5-RC1 1/2" | 222 25 357 | - | 360 | QF1 |
| ③ QF-MVDLE215/5-RC1 1/2" | 222 25 358 | - | 360 | QF1 |
| ① QF-MB-DLE407 B01 S20-RC1 1/2" | 222 25 656 | - | 360 | QF3 |
| ② QF-MB-DLE410 B01 S20-RC1 1/2" | 222 25 657 | - | 360 | QF3 |
| ③ QF-MB-DLE415 B01 S20-RC1 1/2" | 222 25 659 | - | 360 | QF3 |

# BX85/120GE全预混表面燃烧超低氮燃气燃烧器

## 技术性能及结构特征
Technical performance and structural characteristics

1. 金属纤维表面燃烧，燃烧均匀。
2. 燃气与空气预先混合。
3. 全预混燃烧，燃烧速度快，火焰短，抑制NOx的生成。
4. NOx排放最低可达到18mg/m$^3$。
5. 单段运行/电子比例调节运行。
6. 电子比例调节由两个伺服电机分别控制燃气与空气量的配比。
7. 助燃空气带有过滤装置，防止燃烧头长时间运行时造成堵塞。
8. 电离电极检测火焰。
9. 标准配置的电气防护等级IP40。

1.Metal fiber surface burning, burning evenly.
2.Pre-mix gas and air.
3.Full premixed combustion, fast combustion speed, short flame, inhibit Nox generation.
4.The minimum NOx emission can reach 18mg/m3.
5.Single stage operation/electronic proportional adjustment operation.
6.Electronic proportional regulation is controlled by two servo motors respectively to control the ratio of gas and air volume.
7.There has filter device in supporting combustion air .to avoid of block during long time operation in burner head.
8.Flame detection by ionisation electrode.
9.Electric protection rating:IP40.

| 功率 Power (KW) | 型号 Model | 订货编号 Article No. | 电源 Power supply | 电机功率 Motor power (KW) | 包装尺寸 package size (L*W*H/mm) | 重量 weight (kg) |
|---|---|---|---|---|---|---|
| 300 ~850 | BX85GE | 202 22 122 | 380V 50Hz | 1.5 | 1030x640x735<br>1590x520x545 | 120.5 |
| 300 ~ 1100 | BX120GE | 202 22 121 | 380V 50Hz | 2.2 | 1030x640x735<br>1840x520x545 | 125 |

## 外观尺寸图
Overall dimensions

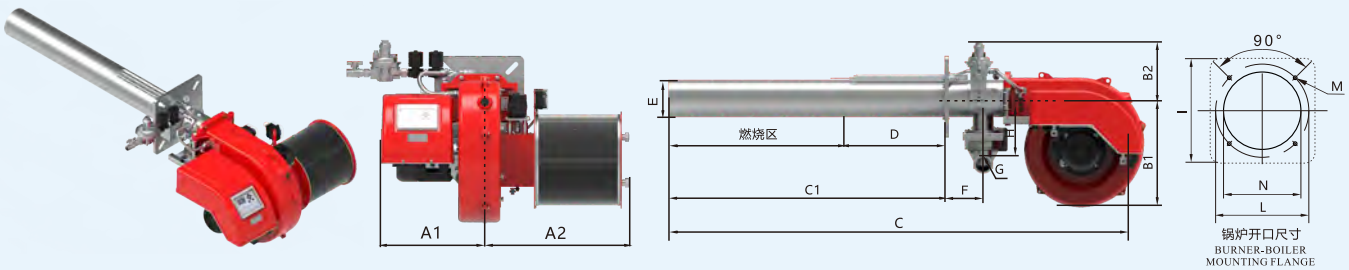


| 型号 model | A1 | A2 | B1 | B2 | C | C1 | D | E | F | G | H | I | L | M | N |
|---|---|---|---|---|---|---|---|---|---|---|---|---|---|---|---|
| | mm | mm | mm | mm | mm | mm | mm | Φmm | mm | mm | mm | mm | Φmm | M | Φmm |
| BX85GE | 355 | 540 | 428 | 217 | 1900 | 1100 | 400 | 145 | 153 | G2" | 256.5 | 321 | 290-370 | 4-M16 | 200 |
| BX120GE | 355 | 540 | 428 | 217 | 2200 | 1400 | 400 | 145 | 153 | G2" | 256.5 | 321 | 290-370 | 4-M16 | 200 |

# BX85/120GE Full Premix Surface Combustion Extremely Low NOx Burner

## 备选功能
Alternative function

加长的燃烧筒，可定制60Hz
Can lengthen the blast tube,Can books the 60Hz.

使用LPG燃气时，需在燃烧头上安装该特殊组件
When using LPG gas, this special component is installed on the burner

阀组-与锅炉配套的组件
Valve block - Component for boiler

## 比例调节功能
Proportional control function

另外订购比例仪RWF40或DC1020与调节组件，燃烧器即可实现比例调节运行。
In addition, order the proportioner RWF40 or DC1020 and the regulating assembly, and the burner can be proportionally regulated.

## 曲线图
curve graph

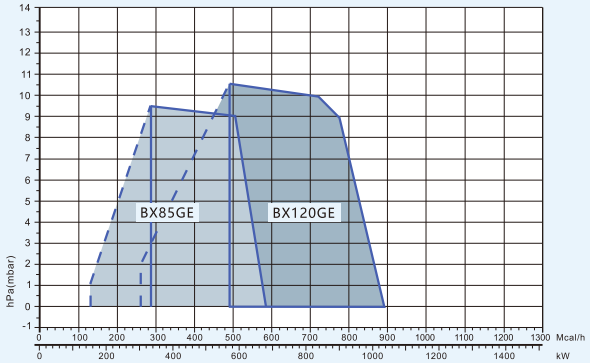


曲线图 Curve diagram

## 锅炉燃烧器功率(kW)
Burner Output (kW)

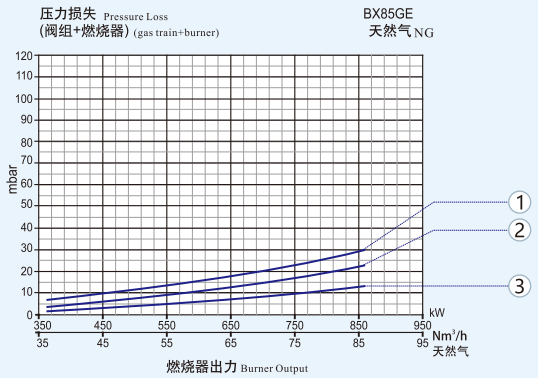


### BX85GE

天然气 natural gas

| 曲线（型号） Curve (model) | 阀组编号 Valve group number | 检漏 Leakage control | 最大压力** Maximum pressure value (mbar) | 图号 figure number |
|---|---|---|---|---|
| ① QF-MVD215/5+MVDLE215/5-PLC-RC2" | 222 25 482 | GW50A6 | 200 | QF7 |
| ② QF-MVD220/5+MVDLE220/5-PLC-RC2" | 222 25 485 | GW50A6 | 200 | QF7 |
| ② QF-DMV-D520/11-PLC-RC2" | 222 25 207 | GW50A5 | 360 | QF5 |
| ③ QF-DMV-D525/11-PLC-RC2" | 222 25 209 | GW50A5 | 360 | QF5 |

## 锅炉燃烧器功率(kW)
Burner Output (kW)

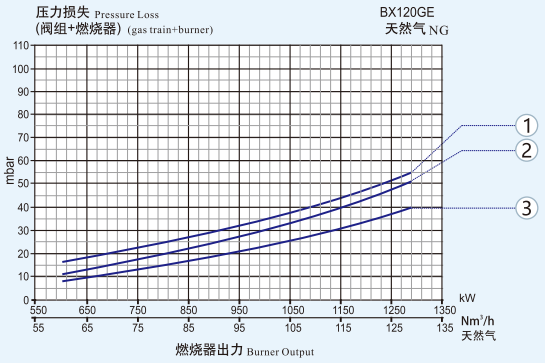


### BX120GE

天然气 natural gas

| 曲线（型号） Curve (model) | 阀组编号 Valve group number | 检漏 Leakage control | 最大压力** Maximum pressure value (mbar) | 图号 figure number |
|---|---|---|---|---|
| ① QF-MVD215/5+MVDLE215/5-PLC-RC2" | 222 25 482 | GW50A6 | 200 | QF7 |
| ② QF-MVD220/5+MVDLE220/5-PLC-RC2" | 222 25 485 | GW50A6 | 200 | QF7 |
| ② QF-DMV-D520/11-PLC-RC2" | 222 25 207 | GW50A5 | 360 | QF5 |
| ③ QF-DMV-D525/11-PLC-RC2" | 222 25 209 | GW50A5 | 360 | QF5 |

# BX210/250GE全预混表面燃烧超低氮燃气燃烧器

## 技术性能及结构特征
Technical performance and structural characteristics

1. 金属纤维表面燃烧，燃烧均匀。
2. 燃气与空气预先混合。
3. 全预混燃烧，燃烧速度快，火焰短，抑制NOx的生成。
4. NOx排放最低可达到18mg/m$^3$。
5. 电子比例调节运行。
6. 由两个伺服电机分别控制燃气与空气量的配比。
7. 助燃空气带有过滤装置，防止燃烧头长时间运行时造成堵塞。
8. 电离电极检测火焰。
9. 标准配置的电气防护等级IP40。

1.Metal fiber surface burning, burning evenly.
2.Pre-mix gas and air.
3.Full premixed combustion, fast combustion speed, short flame, inhibit Nox generation.
4.The minimum NOx emission can reach 18mg/m3.
5.Single stage operation/electronic proportional adjustment operation.
6.Electronic proportional regulation is controlled by two servo motors respectively to control the ratio of gas and air volume.
7.There has filter device in supporting combustion air .to avoid of block during long time operation in burner head.
8.Flame detection by ionisation electrode.
9.Electric protection rating:IP40.

| 功率 Power (KW) | 型号 Model | 订货编号 Article No. | 电源 Power supply | 电机功率 Motor power (KW) | 包装尺寸 package size (L*W*H/mm) | 重量 weight (kg) |
|---|---|---|---|---|---|---|
| 350 ~1410 | BX210GE | 202 22 129 | 380V 50Hz | 4.5 | 1030x640x735<br>1590x520x545 | 142.5 |
| 370 ~ 1750 | BX250GE | 202 22 123 | 380V 50Hz | 5.5 | 1030x640x735<br>1840x520x545 | 157.5 |

## 外观尺寸图
Overall dimensions

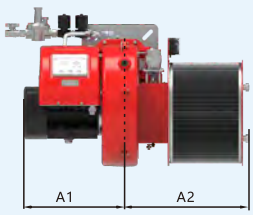


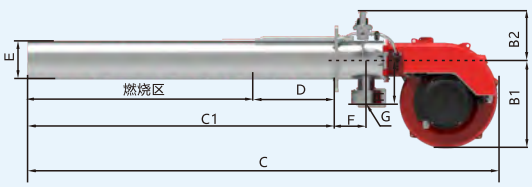


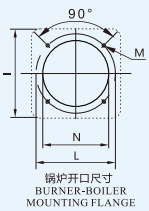


| 型号 model | A1 | A2 | B1 | B2 | C | C1 | D | E | F | G | H | I | L | M | N |
|---|---|---|---|---|---|---|---|---|---|---|---|---|---|---|---|
| | mm | mm | mm | mm | mm | mm | mm | Φmm | mm | mm | mm | mm | Φmm | M | Φmm |
| BX210GE | 405 | 545 | 428 | 237 | 2050 | 1250 | 400 | 185 | 153 | G2" | 279 | 321 | 290-370 | 4-M16 | 225 |
| BX250GE | 405 | 545 | 428 | 237 | 2300 | 1500 | 400 | 185 | 153 | G2" | 279 | 321 | 290-370 | 4-M16 | 225 |

# BX210/250GE Full Premix Surface Combustion Extremely Low NOx Burner

## 备选功能
Alternative function

加长的燃烧筒，可定制60Hz
Can lengthen the blast tube,Can books the 60Hz.

使用LPG燃气时，需在燃烧头上安装该特殊组件
When using LPG gas, this special component is installed on the burner

阀组-与锅炉配套的组件
Valve block - Component for boiler

## 比例调节功能
Proportional control function

另外订购比例仪RWF40或DC1020与调节组件，燃烧器即可实现比例调节运行。
In addition, order the proportioner RWF40 or DC1020 and the regulating assembly, and the burner can be proportionally regulated.

## 曲线图
curve graph

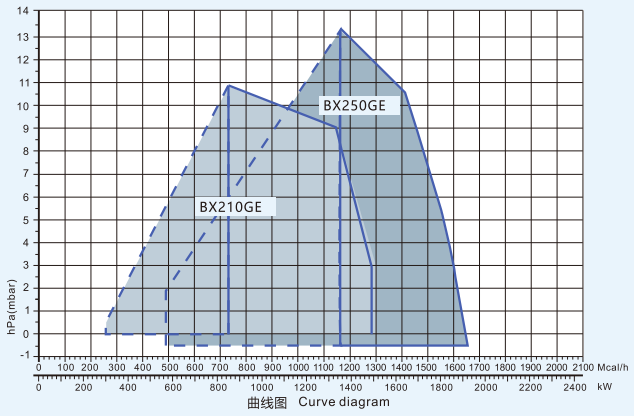


## 锅炉燃烧器功率(kW)
Burner Output (kW)

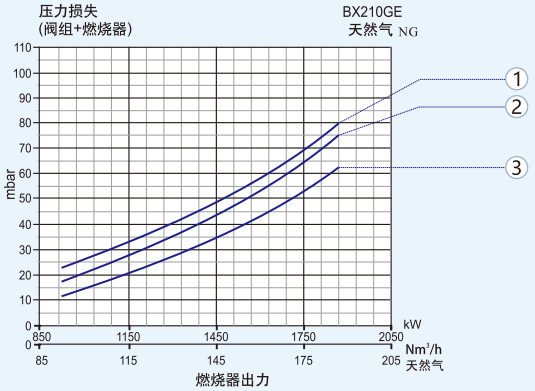


BX210GE

天然气 natural gas

| 曲线（型号）Curve (model) | 阀组编号 Valve group number | 检漏 Leakage control | 最大压力** Maximum pressure value (mbar) | 图号 figure number |
|---|---|---|---|---|
| ① QF-MVD215/5+MVDLE215/5-PLC-RC2" | 222 25 482 | GW50A6 | 200 | QF7 |
| ② QF-MVD220/5+MVDLE220/5-PLC-RC2" | 222 25 485 | GW50A6 | 200 | QF7 |
| ② QF-DMV-D520/11-PLC-RC2" | 222 25 207 | GW50A5 | 360 | QF5 |
| ③ QF-DMV-D525/11-PLC-RC2" | 222 25 209 | GW50A5 | 360 | QF5 |

## 锅炉燃烧器功率(kW)
Burner Output (kW)

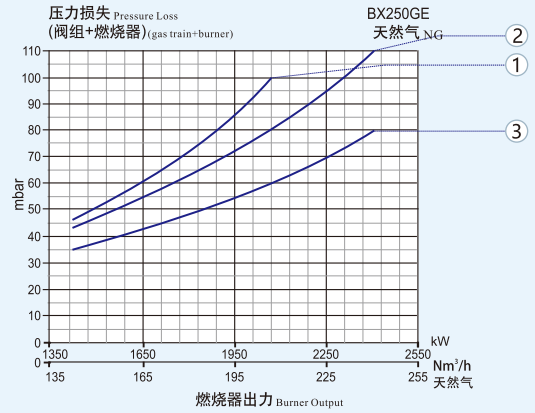


BX250GE

天然气 natural gas

| 曲线（型号）Curve (model) | 阀组编号 Valve group number | 检漏 Leakage control | 最大压力** Maximum pressure value (mbar) | 图号 figure number |
|---|---|---|---|---|
| ① QF-MVD215/5+MVDLE215/5-PLC-RC2" | 222 25 482 | GW50A6 | 200 | QF7 |
| ② QF-MVD220/5+MVDLE220/5-PLC-RC2" | 222 25 485 | GW50A6 | 200 | QF7 |
| ② QF-DMV-D520/11-PLC-RC2" | 222 25 207 | GW50A5 | 360 | QF5 |
| ③ QF-DMV-D525/11-PLC-RC2" | 222 25 209 | GW50A5 | 360 | QF5 |

# BX350/450GE全预混表面燃烧超低氮燃气燃烧器

## 技术性能及结构特征
Technical performance and structural characteristics

1. 金属纤维表面燃烧，燃烧均匀。
2. 燃气与空气预先混合。
3. 全预混燃烧，燃烧速度快，火焰短，抑制NOx的生成。
4. NOx排放最低可达到18mg/m$^3$。
5. 电子比例调节运行。
6. 由两个伺服电机分别控制燃气与空气量的配比。
7. 助燃空气带有过滤装置，防止燃烧头长时间运行时造成堵塞。
8. 电离电极检测火焰。
9. 标准配置的电气防护等级IP40。

1.Metal fiber surface burning, burning evenly.
2.Pre-mix gas and air.
3.Full premixed combustion, fast combustion speed, short flame, inhibit Nox generation.
4.The minimum NOx emission can reach 18mg/m3.
5.Single stage operation/electronic proportional adjustment operation.
6.Electronic proportional regulation is controlled by two servo motors respectively to control the ratio of gas and air volume.
7.There has filter device in supporting combustion air .to avoid of block during long time operation in burner head.
8.Flame detection by ionisation electrode.
9.Electric protection rating:IP40.

| 功率 Power (KW) | 型号 Model | 订货编号 Article No. | 电源 Power supply | 电机功率 Motor power (KW) | 包装尺寸 package size (L*W*H/mm) | 重量 weight (kg) |
|---|---|---|---|---|---|---|
| 900 ~2550 | BX350GE | 202 22 124 | 380V 50Hz | 9.2 | 1340x840x950<br>2430x630x800 | 312 |
| 1100 ~ 3020 | BX450GE | 202 22 125 | 380V 50Hz | 12 | 1340x840x950<br>2430x630x800 | 316 |

## 外观尺寸图
Overall dimensions




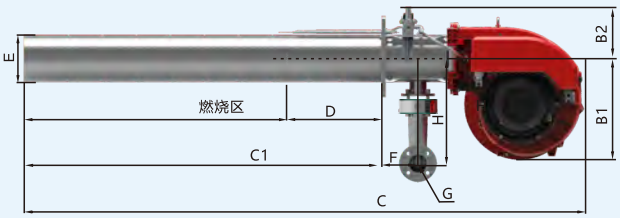


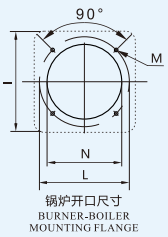


| 型号 model | A1 | A2 | B1 | B2 | C | C1 | D | E | F | G | H | I | L | M | N |
|---|---|---|---|---|---|---|---|---|---|---|---|---|---|---|---|
| | mm | mm | mm | mm | mm | mm | mm | Φmm | mm | mm | mm | mm | Φmm | M | Φmm |
| BX350GE | 557 | 665 | 537 | 275 | 2990 | 1910 | 500 | 251 | 193 | DN65 | 555 | 400 | 452 | 4-M16 | 320 |
| BX450GE | 557 | 665 | 537 | 275 | 2990 | 1910 | 500 | 251 | 193 | DN65 | 555 | 400 | 452 | 4-M16 | 320 |

# BX350/450GE Full Premix Surface Combustion Extremely Low NOx Burner

## 备选功能
Alternative function

加长的燃烧筒，可定制60Hz
Can lengthen the blast tube,Can books the 60Hz.

使用LPG燃气时，需在燃烧头上安装该特殊组件
When using LPG gas, this special component is installed on the burner

阀组-与锅炉配套的组件
Valve block - Component for boiler

## 比例调节功能
Proportional control function

另外订购比例仪RWF40或DC1020与调节组件，燃烧器即可实现比例调节运行。
In addition, order the proportioner RWF40 or DC1020 and the regulating assembly, and the burner can be proportionally regulated.

## 曲线图
curve graph

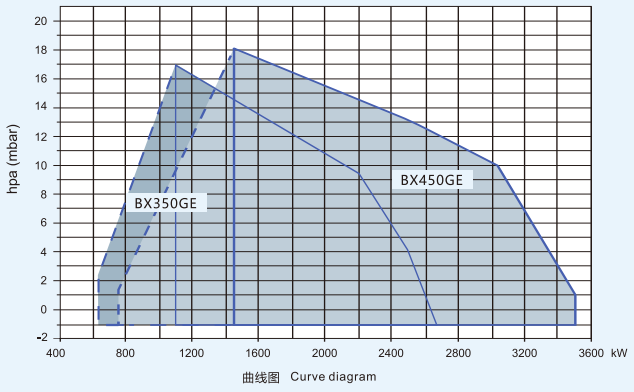


## 锅炉燃烧器功率(kW)
Burner Output (kW)

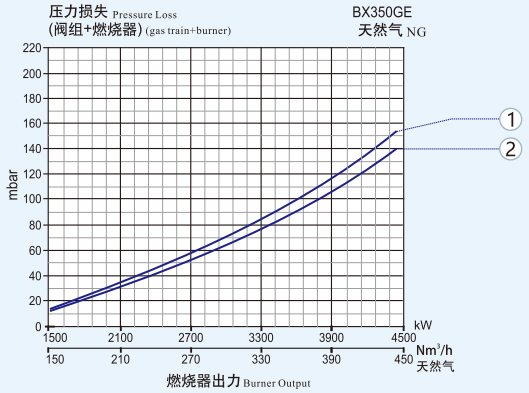


### BX350GE

天然气 natural gas

| 曲线（型号） Curve (model) | 阀组编号 Valve group number | 检漏 Leakage control | 最大压力** Maximum pressure value (mbar) | 图号 figure number |
|---|---|---|---|---|
| ① QF-DMV-D525/11-PLC-DN65 | 222 25 210 | GW50A5 | 500 | QF5 |
| ② QF-DMV-D5065/11-PLC-DN65 | 222 25 213 | GW50A5 | 500 | QF5 |
| ② QF-VGD40.065-PLC-DN65 | 222 25 278 | GW50A5 | 700 | QF6 |

## 锅炉燃烧器功率(kW)
Burner Output (kW)

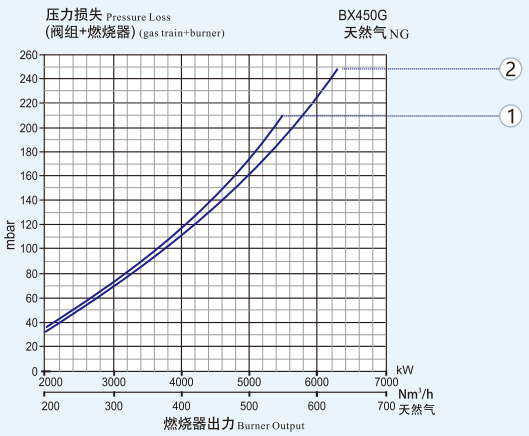


### BX450GE

天然气 natural gas

| 曲线（型号） Curve (model) | 阀组编号 Valve group number | 检漏 Leakage control | 最大压力** Maximum pressure value (mbar) | 图号 figure number |
|---|---|---|---|---|
| ① QF-DMV-D525/11-PLC-DN65 | 222 25 210 | GW50A5 | 500 | QF5 |
| ② QF-DMV-D5065/11-PLC-DN65 | 222 25 213 | GW50A5 | 500 | QF5 |
| ② QF-VGD40.065-PLC-DN65 | 222 25 278 | GW50A5 | 700 | QF6 |

# 燃气阀组结构及组成

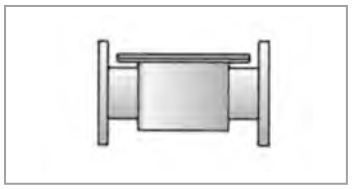

| 最大入口压力 mbar | 500~1000 | | | 6000 | | |
|---|---|---|---|---|---|---|
| Max.inletpressure | 编号 Code | 型号 Model | 接口直径 inlet diameter | 编号 Code | 型号 Model | 接口直径 inlet diameter |
| 过滤器 Gas filter | 221 27 292 | 70609/CE | 1/2 " | 221 27 298 | 70603F/CE | DN40 |
| | 221 27 293 | 70608/CE | 3/4" | 221 27 299 | 70631F/CE | DN50 |
| | 221 27 294 | 70602/CE | 1 " | 221 27 300 | 70610F/CE | DN65 |
| | 221 27 295 | 70604/CE | $1^1/_4$" | 221 27 301 | 70620F/CE | DN80 |
| | 221 27 296 | 70603/CE | $1^1/_2$" | 221 27 302 | 70640F/CE | DN100 |
| | 221 27 297 | 70631/CE | 2" | 221 27 303 | 70650F/CE | DN125 |
| | | | | 221 27 304 | 70660F/CE | DN150 |

| | 编号 Code | 型号 Model | 接口法兰 inlet flange |
|---|---|---|---|
| 燃气调压器 Gas regulator | 222 26 100 | FGDR15/CE | 1/2 " |
| | 222 26 101 | FGDR20/CE | 3/4" |
| | 222 26 102 | FGDR25/CE | 1" |
| | 222 26 103 | FGDR32/CE | $1^1/_4$" |
| | 222 26 104 | FGDR40/CE | $1^1/_2$" |
| | 222 26 105 | FGDR50/40/CE | 2" |
| | 222 26 106 | FSDR65/CE | DN65 |
| | 222 26 107 | FSDR80/CE | DN80 |
| | 222 26 108 | STR100D/CE | DN100 |
| | 222 26 109 | STR125D/CE | DN125 |
| | 222 26 110 | STR150D/CE | DN150 |



| | 编号 Code | 型号 Model | 接口法兰 inlet flange |
|---|---|---|---|
| 减震和补偿节 (DIN 30681不锈钢) ANTI VIBRATION COUPLING | 221 19 244 | BTPZ-244 | 1/2" MM |
| | 221 19 245 | BTPZ-245 | 3/4" MM |
| | 221 19 246 | BTPZ-246 | 1" MM |
| | 221 19 247 | BTPZ-247 | $1^1/_4$" MM |
| | 221 19 248 | BTPZ-248 | $1^1/_2$" MM |
| | 221 19 249 | BTPZ-249 | 2" MM |
| | 221 19 250 | BTPZ-250 | DN65 |
| | 221 19 251 | BTPZ-251 | DN80 |
| | 221 19 252 | BTPZ-252 | DN100 |
| | 221 19 253 | BTPZ-253 | DN125 |
| | 221 19 254 | BTPZ-254 | DN150 |
| | 221 19 255 | BTPZ-255 | DN200 |

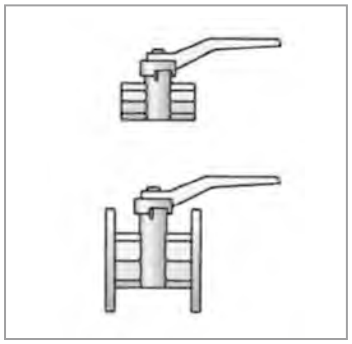

| | 编号 Code | 型号 Model | 接口法兰 inlet flange |
|---|---|---|---|
| 球 阀 Ball vale | 221 16 300 | BTQF-300 | 1/4" |
| | 221 16 302 | BTQF-302 | 3/8" |
| | 221 16 303 | BTQF-303 | 1/2 " |
| | 221 16 312 | BTQF-312 | 3/4" |
| | 221 16 313 | BTQF-313 | 1" |
| | 221 16 314 | BTQF-314 | $1^1/_2$" |
| | 221 16 315 | BTQF-315 | 2" |
| | 221 16 316 | BTQF-316 | DN40 |
| | 221 16 317 | BTQF-317 | DN50 |
| | 221 16 318 | BTQF-318 | DN65 |
| | 221 16 319 | BTQF-319 | DN80 |
| | 221 16 320 | BTQF-320 | DN100 |
| | 221 16 321 | BTQF-321 | DN125 |
| | 221 16 322 | BTQF-322 | DN150 |
| | 221 16 323 | BTQF-323 | DN200 |

图 QF1

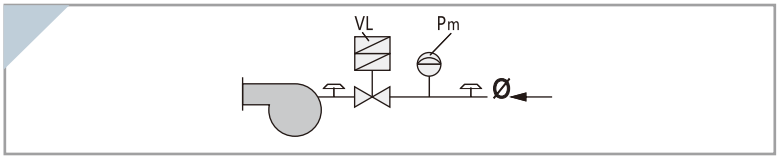


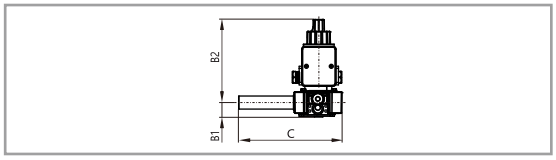


| 阀组编号 Gas Train Code | 阀组型号 Gas Train Model | Pm | PM | DW | LDU | VPS/DSLC | 压力表 Gas Train Code | 最大压力 Gas Train Model |
|---|---|---|---|---|---|---|---|---|
| 222 25 350 | ( QF-MVDLE205-RC1/2" ) | | • | | | | | 360mbar (36kPa) |
| 222 25 351 | ( QF-MVDLE205-RC3/4") | | • | | | | | 360mbar (36kPa) |
| 222 25 353 | ( QF-MVDLE205-RC1") | | • | | | | | 360mbar (36kPa) |
| 222 25 352 | ( QF-MVDLE207-RC3/4" ) | | • | | | | | 360mbar (36kPa) |
| 222 25 354 | ( QF-MVDLE207-RC1" ) | | • | | | | | 360mbar (36kPa) |
| 222 25 356 | ( QF-MVDLE207-RC1 1/2" ) | | • | | | | | 360mbar (36kPa) |
| 222 25 355 | ( QF-MVDLE210-RC1" ) | | • | | | | | 360mbar (36kPa) |
| 222 25 357 | ( QF-MVDLE210-RC1 1/2") | | • | | | | | 360mbar (36kPa) |
| 222 25 361 | ( QF-MVDLE210-RC2" ) | | • | | | | | 360mbar (36kPa) |
| 222 25 008 | ( QF-MVDLE210/5-RC1" ) | | • | | | | | 360mbar (36kPa) |
| 222 25 358 | ( QF-MVDLE215-RC1 1/2" ) | | • | | | | | 360mbar (36kPa) |
| 222 25 359 | ( QF-MVDLE220-RC1/2" ) | | • | | | | | 360mbar (36kPa) |
| 222 25 365 | ( QF-MVDLE220-RC2") | | • | | | | | 360mbar (36kPa) |
| 222 25 128 | ( QF-DMV-D5065/11-DN65" ) | | • | | | | | 500mbar (50kPa) |
| 222 25 145 | ( QF-DMV-D5065/11-LDU-DN65 ) | | • | | | | | 500mbar (50kPa) |

图 QF2

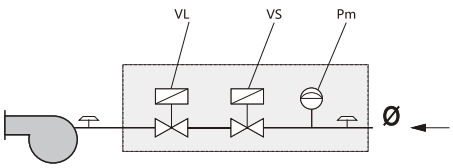


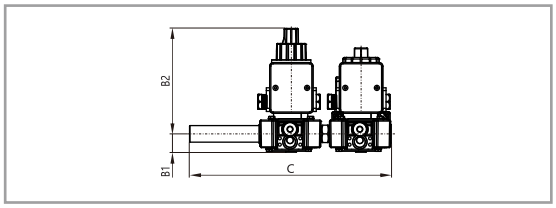


| 阀组编号 Gas Train Code | 阀组型号 Gas Train Model | PM | Pm | DW | LDU | VPS/DSLC | 压力表 Gas Train Code | 最大压力 Gas Train Model |
|---|---|---|---|---|---|---|---|---|
| 222 25 450 | QF-MVD210+MVDLE210-RC2" | | • | | | | | 360mbar (36kPa) |
| 222 25 451 | QF-MVD215+MVDLE215-RC2" | | • | | | | | 200mbar (20kPa) |
| 222 25 452 | QF-MVD220+MVDLE220-RC2" | • | • | | | | | 200mbar (20kPa) |
| 222 25 453 | QF-MVD215+MVDLE215-DN65 | | • | | | | | 200mbar (20kPa) |
| 222 25 454 | QF-MVD220+MVDLE220-DN65 | • | • | | | | | 200mbar (20kPa) |
| 222 25 455 | QF-MVD220+MVDLE220-DN80 | • | • | | | | | 200mbar (20kPa) |

CTV - 检漏 Leakage control
F - 过滤器 Filter
LDU - LDU 检漏 LDU leakage control
Pct/DW - 检漏压力开关 Leakage pressure switch
PM - 最大压力开关 Max.pressure switch
Pm - 最小压力开关 Min.pressure switch
Pmc - 最小压力开关和检漏压力开关 min.pressure switch and leakage pressure switch
R - 调压器 Regulator
RF - 带过滤器的调压器 Regulator with filterring
RFP - 点火阀组用带过滤器的调压器 For ignition valve use ,the regulator with filterring
RP - 气动式调压器 Pheumatic regulator
VF - 蝶阀 Butterfly valve
VL - 操作阀 Operation valve
VL2 - 两段操作阀 Two stage operation valve
VLP - 点火操作阀 Igintion operation valve
VP - 点火阀 Igintion operation valve
VPS/DSLC - VPS/DSLC 检漏 VPS/DSLC leakage control
VS - 安全阀 Safety valve
VSP - 点火安全阀 Ignition safety valve
- 阀组进口直径 Gas train input diameter
1 - 主阀组直径 Main gas train diameter
2 - 点火阀组直径 Ignition gas train diameter

# 燃气阀组结构及组成

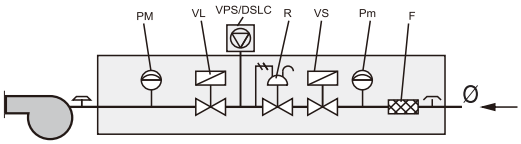


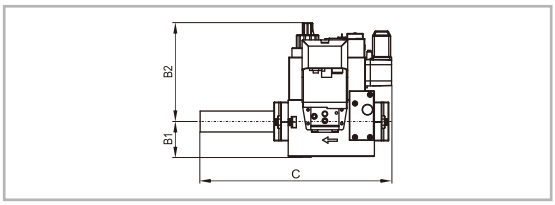


图 QF3

| 阀组编号 Gas Train Code | 阀组型号 Gas Train Model | PM | Pm | DW | LDU | VPS/DSLC | 压力表 Gas Train Code | 最大压力 Gas Train Model |
|---|---|---|---|---|---|---|---|---|
| 222 25 650 | QF-MB-DLE405-RC1/2" | | • | | | | | 360mbar（36kPa） |
| 222 25 651 | QF-MB-DLE405-RC3/4" | | • | | | | | 360mbar（36kPa） |
| 222 25 652 | QF-MB-DLE407-RC3/4" | | • | | | | | 360mbar（36kPa） |
| 222 25 009 | QF-MB-DLE410-RC3/4" | | • | | | | | 360mbar（36kPa） |
| 222 25 653 | QF-MB-DLE405-RC1" | | • | | | | | 360mbar（36kPa） |
| 222 25 654 | QF-MB-DLE407-RC1" | | • | | | | | 360mbar（36kPa） |
| 222 25 655 | QF-MB-DLE410-RC1" | | • | | | | | 360mbar（36kPa） |
| 222 25 656 | QF-MB-DLE407-RC1/2" | | • | | | | | 360mbar（36kPa） |
| 222 25 657 | QF-MB-DLE410-RC1 1/2" | | • | | | | | 360mbar（36kPa） |
| 222 25 658 | QF-MB-DLE412-RC1 1/2" | | • | | | | | 360mbar（36kPa） |
| 222 25 659 | QF-MB-DLE415-RC1 1/2" | | • | | | | | 360mbar（36kPa） |
| 222 25 660 | QF-MB-DLE410-RC2" | | • | | | | | 360mbar（36kPa） |
| 222 25 661 | QF-MB-DLE412-RC2" | | • | | | | | 360mbar（36kPa） |
| 222 25 007 | QF-MB-DLE412 BO1 S20-RC1" | | • | | | | | 360mbar（36kPa） |
| 222 25 662 | QF-MB-DLE415-RC2" | | • | | | | | 360mbar（36kPa） |
| 222 25 663 | QF-MB-DLE420-RC2" | • | • | | | | | 360mbar（36kPa） |
| 222 25 664 | QF-MB-DLE415-DN65" | | • | | | | | 360mbar（36kPa） |
| 222 25 011 | QF-MB-DLE415 BO1 S20-RC1" | | • | | | | | 360mbar（36kPa） |
| 222 25 665 | QF-MB-DLE420-DN65" | • | • | | | | | 360mbar（36kPa） |
| 222 25 666 | QF-MB-DLE420-DN80" | • | • | | | | | 360mbar（36kPa） |
| 222 25 670 | QF-MB-DLE405-VPS-RC1/2" | | • | • | • | | | 360mbar（36kPa） |
| 222 25 671 | QF-MB-DLE405-VPS-RC3/4" | | • | • | • | | | 360mbar（36kPa） |
| 222 25 672 | QF-MB-DLE407-VPS-RC3/4" | | • | • | • | | | 360mbar（36kPa） |
| 222 25 673 | QF-MB-DLE405-VPS-RC1" | | • | • | • | | | 360mbar（36kPa） |
| 222 25 674 | QF-MB-DLE407-VPS-RC1" | | • | • | • | | | 360mbar（36kPa） |
| 222 25 675 | QF-MB-DLE410-VPS-RC1" | | • | • | • | | | 360mbar（36kPa） |
| 222 25 676 | QF-MB-DLE407-VPS-RC1 1/2" | | • | • | • | | | 360mbar（36kPa） |
| 222 25 677 | QF-MB-DLE410-VPS-RC1 1/2" | | • | • | • | | | 360mbar（36kPa） |
| 222 25 678 | QF-MB-DLE412-VPS-RC1 1/2" | | • | • | • | | | 360mbar（36kPa） |
| 222 25 679 | QF-MB-DLE415-VPS-RC1 1/2" | | • | • | • | | | 360mbar（36kPa） |
| 222 25 680 | QF-MB-DLE410-VPS-RC2" | | • | • | • | | | 360mbar（36kPa） |
| 222 25 681 | QF-MB-DLE412-VPS-RC2" | | • | • | • | | | 360mbar（36kPa） |
| 222 25 682 | QF-MB-DLE415-VPS-RC2" | | • | • | • | | | 360mbar（36kPa） |
| 222 25 683 | QF-MB-DLE420-VPS-RC2" | • | • | • | • | | | 360mbar（36kPa） |
| 222 25 684 | QF-MB-DLE415-VPS-DN65 | | • | • | • | | | 360mbar（36kPa） |
| 222 25 685 | QF-MB-DLE420-VPS-DN65 | • | • | • | • | | | 360mbar（36kPa） |
| 222 25 686 | QF-MB-DLE420-VPS-DN80 | • | • | • | • | | | 360mbar（36kPa） |

CTV - 检漏 Leakage control
F - 过滤器 Filter
LDU - LDU 检漏 LDU leakage control
Pct/DW - 检漏压力开关 Leakage pressure switch
PM - 最大压力开关 Max.pressure switch
Pm - 最小压力开关 Min.pressure switch
Pmc - 最小压力开关和检漏压力开关 min.pressure switch and leakage pressure switch
R - 调压器 Regulator
RF - 带过滤器的调压器 Regulator with filterring
RFP - 点火阀组用带过滤器的调压器 For ignition valve use ,the regulator with filterring
RP - 气动式调压器 Pheumatic regulator
VF - 蝶阀 Butterfly valve
VL - 操作阀 Operation valve
VL2 - 两段操作阀 Two stage operation valve
VLP - 点火操作阀 Igintion operation valve
VP - 点火阀 Igintion operation valve
VPS/DSLC - VPS/DSLC 检漏 VPS/DSLC leakage control
VS - 安全阀 Safety valve
VSP - 点火安全阀 Ignition safety valve
- 阀组进口直径 Gas train input diameter
1 - 主阀组直径 Main gas train diameter
2 - 点火阀组直径 Ignition gas train diameter

# The Structure And Elements Of Gas Train

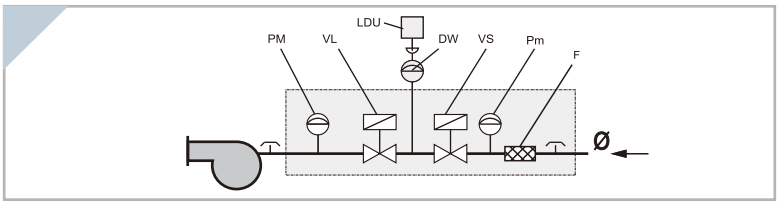


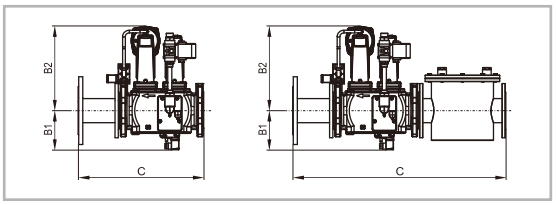


图 QF4

| 阀组编号 | 阀组型号 | PM | Pm | DW | LDU | VPS/DSLC | 压力表 | 最大压力 |
|---|---|---|---|---|---|---|---|---|
| 222 25 233 | QF-VGD40.065-DN65 | • | • | | | | • | 700mbar(70kPa) |
| 222 25 234 | QF-VGD40.065-DN80 | • | • | | | | • | 700mbar(70kPa) |
| 222 25 235 | QF-VGD40.065-DN100 | • | • | | | | • | 700mbar(70kPa) |
| 222 25 236 | QF-VGD40.080-DN65 | • | • | | | | • | 700mbar(70kPa) |
| 222 25 237 | QF-VGD40.080-DN80 | • | • | | | | • | 700mbar(70kPa) |
| 222 25 238 | QF-VGD40.080-DN100 | • | • | | | | • | 700mbar(70kPa) |
| 222 25 239 | QF-VGD40.080-DN125 | • | • | | | | • | 700mbar(70kPa) |
| 222 25 240 | QF-VGD40.100-DN80 | • | • | | | | • | 700mbar(70kPa) |
| 222 25 241 | QF-VGD40.100-DN100 | • | • | | | | • | 700mbar(70kPa) |
| 222 25 242 | QF-VGD40.100-DN125 | • | • | | | | • | 700mbar(70kPa) |
| 222 25 243 | QF-VGD40.125-DN100 | • | • | | | | • | 700mbar(70kPa) |
| 222 25 244 | QF-VGD40.125-DN125 | • | • | | | | • | 700mbar(70kPa) |
| 222 25 245 | QF-VGD40.150-DN125 | • | • | | | | • | 700mbar(70kPa) |
| 222 25 246 | QF-VGD40.150-DN150 | • | • | | | | • | 700mbar(70kPa) |
| 222 25 834 | QF-VGD40.065-RC2" | • | • | | | | • | 700mbar(70kPa) |
| 222 25 835 | QF-VGD40.065-LDU-RC2" | • | • | • | • | | • | 700mbar(70kPa) |
| 222 25 247 | QF-VGD40.065-LDU-DN65 | • | • | • | • | | • | 700mbar(70kPa) |
| 222 25 248 | QF-VGD40.065-LDU-DN80 | • | • | • | • | | • | 700mbar(70kPa) |
| 222 25 249 | QF-VGD40.065-LDU-DN100 | • | • | • | • | | • | 700mbar(70kPa) |
| 222 25 253 | QF-VGD40.080-LDU-DN65 | • | • | • | • | | • | 700mbar(70kPa) |
| 222 25 254 | QF-VGD40.080-LDU-DN80 | • | • | • | • | | • | 700mbar(70kPa) |
| 222 25 255 | QF-VGD40.080-LDU-DN100 | • | • | • | • | | • | 700mbar(70kPa) |
| 222 25 256 | QF-VGD40.100-LDU-DN65 | • | • | • | • | | • | 700mbar(70kPa) |
| 222 25 257 | QF-VGD40.100-LDU-DN80 | • | • | • | • | | • | 700mbar(70kPa) |
| 222 25 258 | QF-VGD40.100-LDU-DN100 | • | • | • | • | | • | 700mbar(70kPa) |
| 222 25 259 | QF-VGD40.100-LDU-DN125 | • | • | • | • | | • | 700mbar(70kPa) |
| 222 25 260 | QF-VGD40.125-LDU-DN100 | • | • | • | • | | • | 700mbar(70kPa) |
| 222 25 261 | QF-VGD40.125-LDU-DN125 | • | • | • | • | | • | 700mbar(70kPa) |
| 222 25 262 | QF-VGD40.150-LDU-DN125 | • | • | • | • | | • | 700mbar(70kPa) |
| 222 25 263 | QF-VGD40.150-LDU-DN150 | • | • | • | • | | • | 700mbar(70kPa) |

CTV - 检漏 Leakage control
F - 过滤器 Filter
LDU - LDU 检漏 LDU leakage control
Pct/DW - 检漏压力开关 Leakage pressure switch
PM - 最大压力开关 Max.pressure switch
Pm - 最小压力开关 Min.pressure switch
Pmc - 最小压力开关和检漏压力开关 min.pressure switch and leakage pressure switch
R - 调压器 Regulator
RF - 带过滤器的调压器 Regulator with filterring
RFP - 点火阀组用带过滤器的调压器 For ignition valve use ,the regulator with filterring
RP - 气动式调压器 Pheumatic regulator
VF - 蝶阀 Butterfly valve
VL - 操作阀 Operation valve
VL2 - 两段操作阀 Two stage operation valve
VLP - 点火操作阀 Igintion operation valve
VP - 点火阀 Igintion operation valve
VPS/DSLC - VPS/DSLC 检漏 VPS/DSLC leakage control
VS - 安全阀 Safety valve
VSP - 点火安全阀 Ignition safety valve
- 阀组进口直径 Gas train input diameter
1 - 主阀组直径 Main gas train diameter
2 - 点火阀组直径 Ignition gas train diameter

# 燃气阀组结构及组成

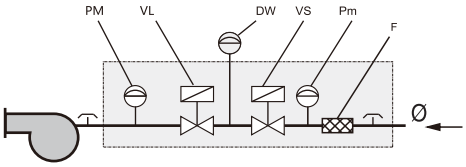


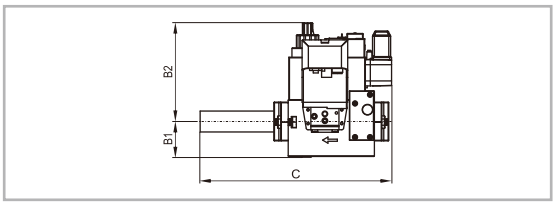


图 QF5

| 阀组编号 Gas Train Code | 阀组型号 Gas Train Model | PM | Pm | DW | LDU | VPS/DSLC | 压力表 Gas Train Code | 最大压力 Gas Train Model |
|---|---|---|---|---|---|---|---|---|
| 222 25 171 | QF-DMV-D507/11-DW-RC1 1/2" | • | • | • | | | • | 500mbar（50kPa） |
| 222 25 172 | QF-DMV-D512/11-DW-RC1 1/2" | • | • | • | | | • | 500mbar（50kPa） |
| 222 25 173 | QF-DMV-D512/11-DW-RC2" | • | • | • | | | • | 500mbar（50kPa） |
| 222 25 174 | QF-DMV-D520/11-DW-RC1 1/2" | • | • | • | | | • | 500mbar（50kPa） |
| 222 25 175 | QF-DMV-D520/11-DW-RC2" | • | • | • | | | • | 500mbar（50kPa） |
| 222 25 176 | QF-DMV-D525/11-DW-RC1 1/2" | • | • | • | | | • | 500mbar（50kPa） |
| 222 25 177 | QF-DMV-D525/11-DW-RC2" | • | • | • | | | • | 500mbar（50kPa） |
| 222 25 178 | QF-DMV-D525/11-DW-DN65 | • | • | • | | | • | 500mbar（50kPa） |
| 222 25 179 | QF-DMV-D5065/11-DW-RC2" | • | • | • | | | • | 500mbar（50kPa） |
| 222 25 185 | QF-DMV-D5065/11-DW-DN65 | • | • | • | | | • | 500mbar（50kPa） |
| 222 25 187 | QF-DMV-D5065/11-DW-DN80 | • | • | • | | | • | 500mbar（50kPa） |
| 222 25 130 | QF-DMV-D5065/11-DN80 | • | • | | | | • | 500mbar（50kPa） |
| 222 25 147 | QF-DMV-D5065/11-LDU-DN80 | • | • | | • | | • | 500mbar（50kPa） |
| 222 25 189 | QF-DMV-D5065/11-DW-DN100 | • | • | • | | | • | 500mbar（50kPa） |
| 222 25 191 | QF-DMV-D5080/11-DW-DN65 | • | • | • | | | • | 500mbar（50kPa） |
| 222 25 192 | QF-DMV-D5080/11-DW-DN80 | • | • | • | | | • | 500mbar（50kPa） |
| 222 25 193 | QF-DMV-D5080/11-DW-DN100 | • | • | • | | | • | 500mbar（50kPa） |
| 222 25 194 | QF-DMV-D5080/11-DW-DN125 | • | • | • | | | • | 500mbar（50kPa） |
| 222 25 195 | QF-DMV-D5100/11-DW-DN80 | • | • | • | | | • | 500mbar（50kPa） |
| 222 25 199 | QF-DMV-D5100/11-DW-DN100 | • | • | • | | | • | 500mbar（50kPa） |
| 222 25 200 | QF-DMV-D5100/11-DW-DN125 | • | • | • | | | • | 500mbar（50kPa） |
| 222 25 201 | QF-DMV-D5125/11-DW-DN100 | • | • | • | | | • | 500mbar（50kPa） |
| 222 25 202 | QF-DMV-D5125/11-DW-DN125 | • | • | • | | | • | 500mbar（50kPa） |
| 222 25 203 | QF-DMV-D507/11-PLC-RC1 1/2" | • | • | • | | | • | 500mbar（50kPa） |
| 222 25 204 | QF-DMV-D512/11-PLC-RC1 1/2" | • | • | • | | | • | 500mbar（50kPa） |
| 222 25 205 | QF-DMV-D512/11-PLC-RC2" | • | • | • | | | • | 500mbar（50kPa） |
| 222 25 206 | QF-DMV-D520/11-PLC-RC1 1/2" | • | • | • | | | • | 500mbar（50kPa） |
| 222 25 207 | QF-DMV-D520/11-PLC-RC2" | • | • | • | | | • | 500mbar（50kPa） |
| 222 25 208 | QF-DMV-D525/11-PLC-RC1 1/2" | • | • | • | | | • | 500mbar（50kPa） |
| 222 25 209 | QF-DMV-D525/11-PLC-RC2" | • | • | • | | | • | 500mbar（50kPa） |
| 222 25 210 | QF-DMV-D525/11-PLC-DN65 | • | • | • | | | • | 500mbar（50kPa） |
| 222 25 211 | QF-DMV-D5065/11-PLC-RC2" | • | • | • | | | • | 500mbar（50kPa） |
| 222 25 213 | QF-DMV-D5065/11-PLC-DN65 | • | • | • | | | • | 500mbar（50kPa） |
| 222 25 215 | QF-DMV-D5065/11-PLC-DN80 | • | • | • | | | • | 500mbar（50kPa） |
| 222 25 217 | QF-DMV-D5065/11-PLC-DN100 | • | • | • | | | • | 500mbar（50kPa） |
| 222 25 219 | QF-DMV-D5080/11-PLC-DN65 | • | • | • | | | • | 500mbar（50kPa） |
| 222 25 225 | QF-DMV-D5080/11-PLC-DN80 | • | • | • | | | • | 500mbar（50kPa） |
| 222 25 226 | QF-DMV-D5080/11-PLC-DN100 | • | • | • | | | • | 500mbar（50kPa） |
| 222 25 227 | QF-DMV-D5080/11-PLC-DN125 | • | • | • | | | • | 500mbar（50kPa） |
| 222 25 228 | QF-DMV-D5100/11-PLC-DN80 | • | • | • | | | • | 500mbar（50kPa） |
| 222 25 229 | QF-DMV-D5100/11-PLC-DN100 | • | • | • | | | • | 500mbar（50kPa） |
| 222 25 230 | QF-DMV-D5100/11-PLC-DN125 | • | • | • | | | • | 500mbar（50kPa） |
| 222 25 231 | QF-DMV-D5125/11-PLC-DN100 | • | • | • | | | • | 500mbar（50kPa） |
| 222 25 232 | QF-DMV-D5125/11-PLC-DN125 | • | • | • | | | • | 500mbar（50kPa） |

CTV - 检漏 Leakage control
F - 过滤器 Filter
LDU - LDU 检漏 LDU leakage control
Pct/DW - 检漏压力开关 Leakage pressure switch
PM - 最大压力开关 Max.pressure switch
Pm - 最小压力开关 Min.pressure switch
Pmc - 最小压力开关和检漏压力开关 min.pressure switch and leakage pressure switch
R - 调压器 Regulator
RF - 带过滤器的调压器 Regulator with filterring
RFP - 点火阀组用带过滤器的调压器 For ignition valve use ,the regulator with filterring
RP - 气动式调压器 Pheumatic regulator
VF - 蝶阀 Butterfly valve
VL - 操作阀 Operation valve
VL2 - 两段操作阀 Two stage operation valve
VLP - 点火操作阀 Igintion operation valve
VP - 点火阀 Igintion operation valve
VPS/DSLC - VPS/DSLC 检漏 VPS/DSLC leakage control
VS - 安全阀 Safety valve
VSP - 点火安全阀 Ignition safety valve
- 阀组进口直径 Gas train input diameter
1 - 主阀组直径 Main gas train diameter
2 - 点火阀组直径 Ignition gas train diameter

# The Structure And Elements Of Gas Train

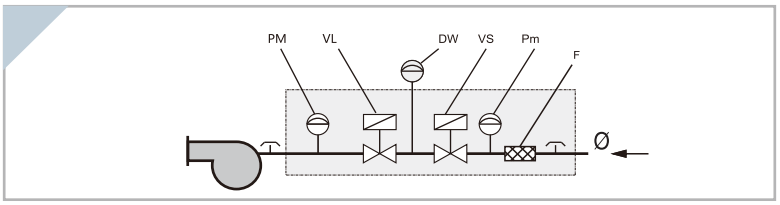


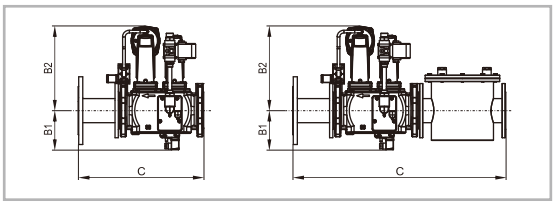


图 QF6

| 阀组编号 Gas Train Code | 阀组型号 Gas Train Model | PM | Pm | DW | LDU | VPS/DSLC | 压力表 Gas Train Code | 最大压力 Gas Train Model |
|---|---|---|---|---|---|---|---|---|
| 222 25 264 | QF-VGD40.065-DW-DN65 | • | • | • | | | • | 700mbar(70kPa) |
| 222 25 265 | QF-VGD40.065-DW-DN80 | • | • | • | | | • | 700mbar(70kPa) |
| 222 25 266 | QF-VGD40.065-DW-DN100 | • | • | • | | | • | 700mbar(70kPa) |
| 222 25 267 | QF-VGD40.080-DW-DN65 | • | • | • | | | • | 700mbar(70kPa) |
| 222 25 268 | QF-VGD40.080-DW-DN80 | • | • | • | | | • | 700mbar(70kPa) |
| 222 25 269 | QF-VGD40.080-DW-DN100 | • | • | • | | | • | 700mbar(70kPa) |
| 222 25 270 | QF-VGD40.080-DW-DN125 | • | • | • | | | • | 700mbar(70kPa) |
| 222 25 271 | QF-VGD40.100-DW-DN80 | • | • | • | | | • | 700mbar(70kPa) |
| 222 25 272 | QF-VGD40.100-DW-DN100 | • | • | • | | | • | 700mbar(70kPa) |
| 222 25 273 | QF-VGD40.100-DW-DN125 | • | • | • | | | • | 700mbar(70kPa) |
| 222 25 274 | QF-VGD40.125-DW-DN100 | • | • | • | | | • | 700mbar(70kPa) |
| 222 25 275 | QF-VGD40.125-DW-DN125 | • | • | • | | | • | 700mbar(70kPa) |
| 222 25 276 | QF-VGD40.150-DW-DN125 | • | • | • | | | • | 700mbar(70kPa) |
| 222 25 277 | QF-VGD40.150-DW-DN150 | • | • | • | | | • | 700mbar(70kPa) |
| 222 25 278 | QF-VGD40.065-PLC-DN65 | • | • | • | | | • | 700mbar(70kPa) |
| 222 25 279 | QF-VGD40.065-PLC-DN80 | • | • | • | | | • | 700mbar(70kPa) |
| 222 25 280 | QF-VGD40.065-PLC-DN100 | • | • | • | | | • | 700mbar(70kPa) |
| 222 25 281 | QF-VGD40.080-PLC-DN65 | • | • | • | | | • | 700mbar(70kPa) |
| 222 25 282 | QF-VGD40.080-PLC-DN80 | • | • | • | | | • | 700mbar(70kPa) |
| 222 25 283 | QF-VGD40.080-PLC-DN100 | • | • | • | | | • | 700mbar(70kPa) |
| 222 25 284 | QF-VGD40.080-PLC-DN125 | • | • | • | | | • | 700mbar(70kPa) |
| 222 25 285 | QF-VGD40.100-PLC-DN80 | • | • | • | | | • | 700mbar(70kPa) |
| 222 25 286 | QF-VGD40.100-PLC-DN100 | • | • | • | | | • | 700mbar(70kPa) |
| 222 25 287 | QF-VGD40.100-PLC-DN125 | • | • | • | | | • | 700mbar(70kPa) |
| 222 25 288 | QF-VGD40.125-PLC-DN100 | • | • | • | | | • | 700mbar(70kPa) |
| 222 25 289 | QF-VGD40.125-PLC-DN125 | • | • | • | | | • | 700mbar(70kPa) |
| 222 25 290 | QF-VGD40.150-PLC-DN125 | • | • | • | | | • | 700mbar(70kPa) |
| 222 25 291 | QF-VGD40.150-PLC-DN150 | • | • | • | | | • | 700mbar(70kPa) |

CTV - 检漏 Leakage control
F - 过滤器 Filter
LDU - LDU 检漏 LDU leakage control
Pct/DW - 检漏压力开关 Leakage pressure switch
PM - 最大压力开关 Max.pressure switch
Pm - 最小压力开关 Min.pressure switch
Pmc - 最小压力开关和检漏压力开关 min.pressure switch and leakage pressure switch
R - 调压器 Regulator
RF - 带过滤器的调压器 Regulator with filterring
RFP - 点火阀组用带过滤器的调压器 For ignition valve use ,the regulator with filterring
RP - 气动式调压器 Pheumatic regulator
VF - 蝶阀 Butterfly valve
VL - 操作阀 Operation valve
VL2 - 两段操作阀 Two stage operation valve
VLP - 点火操作阀 Igintion operation valve
VP - 点火阀 Igintion operation valve
VPS/DSLC - VPS/DSLC 检漏 VPS/DSLC leakage control
VS - 安全阀 Safety valve
VSP - 点火安全阀 Ignition safety valve
- 阀组进口直径 Gas train input diameter
1 - 主阀组直径 Main gas train diameter
2 - 点火阀组直径 Ignition gas train diameter

# 燃气阀组结构及组成
# The Structure And Elements Of Gas Train

图 QF7

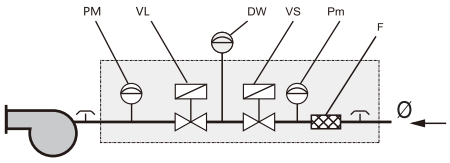


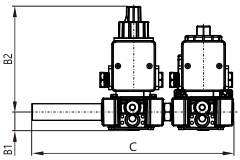


| 阀组编号 Gas Train Code | 阀组型号 Gas Train Model | Pm | PM | DW | LDU | VPS/DSLC | 压力表 Gas Train Code | 最大压力 Gas Train Model |
|---|---|---|---|---|---|---|---|---|
| 222 25 471 | QF-MVD210+MVDLE210-DW-RC1 1/2" | • | • | • | | | • | 360mbar (36kPa) |
| 222 25 360 | QF-MVD215+MVDLE215-DW-RC1 1/2" | • | • | • | | | • | 200mbar (20kPa) |
| 222 25 456 | QF-MVD215+MVDLE215-DW-RC2" | • | • | • | | | • | 200mbar (20kPa) |
| 222 25 463 | QF-MVD215+MVDLE215-DW-DN65 | • | • | • | | | • | 200mbar (20kPa) |
| 222 25 487 | QF-MVD220+MVDLE220-DW-RC1 1/2" | • | • | • | | | • | 200mbar (20kPa) |
| 222 25 457 | QF-MVD220+MVDLE220-DW-RC2" | • | • | • | | | • | 200mbar (20kPa) |
| 222 25 461 | QF-MVD220+MVDLE220-DW-DN65 | • | • | • | | | • | 200mbar (20kPa) |
| 222 25 465 | QF-MVD220+MVDLE220-DW-DN80 | • | • | • | | | • | 200mbar (20kPa) |
| 222 25 735 | QF-MVD2065/5-DW-DN65 | • | • | • | | | • | 200mbar (20kPa) |
| 222 25 727 | QF-MVD2065/5-DW-DN80 | • | • | • | | | • | 200mbar (20kPa) |
| 222 25 790 | QF-MVD2065/5-DW-DN100 | • | • | • | | | • | 200mbar (20kPa) |
| 222 25 791 | QF-MVD2080/5-DW-DN65 | • | • | • | | | • | 200mbar (20kPa) |
| 222 25 792 | QF-MVD2080/5-DW-DN80 | • | • | • | | | • | 200mbar (20kPa) |
| 222 25 775 | QF-MVD2080/5-DW-DN100 | • | • | • | | | • | 200mbar (20kPa) |
| 222 25 776 | QF-MVD2080/5-DW-DN125 | • | • | • | | | • | 200mbar (20kPa) |
| 222 25 480 | QF-MVD210+MVDLE210-PLC-RC1 1/2" | • | • | • | | | • | 360mbar (36kPa) |
| 222 25 481 | QF-MVD215+MVDLE215-PLC-RC1 1/2" | • | • | • | | | • | 200mbar (20kPa) |
| 222 25 482 | QF-MVD215+MVDLE215-PLC-RC2" | • | • | • | | | • | 200mbar (20kPa) |
| 222 25 483 | QF-MVD215+MVDLE215-PLC-DN65 | • | • | • | | | • | 200mbar (20kPa) |
| 222 25 484 | QF-MVD220+MVDLE220-PLC-RC1 1/2" | • | • | • | | | • | 200mbar (20kPa) |
| 222 25 485 | QF-MVD220+MVDLE220-PLC-RC2" | • | • | • | | | • | 200mbar (20kPa) |
| 222 25 486 | QF-MVD220+MVDLE220-PLC-DN65 | • | • | • | | | • | 200mbar (20kPa) |
| 222 25 490 | QF-MVD220+MVDLE220-PLC-DN80 | • | • | • | | | • | 200mbar (20kPa) |
| 222 25 491 | QF-MVD2065/5+MVD2065/5-PLC-DN65 | • | • | • | | | • | 200mbar (20kPa) |
| 222 25 492 | QF-MVD2065/5+MVD2065/5-PLC-DN80 | • | • | • | | | • | 200mbar (20kPa) |
| 222 25 495 | QF-MVD2065/5+MVD2065/5-PLC-DN100 | • | • | • | | | • | 200mbar (20kPa) |
| 222 25 497 | QF-MVD2080/5+MVD2080/5-PLC-DN65 | • | • | • | | | • | 200mbar (20kPa) |
| 222 25 498 | QF-MVD2080/5+MVD2080/5-PLC-DN80 | • | • | • | | | • | 200mbar (20kPa) |
| 222 25 499 | QF-MVD2080/5+MVD2080/5-PLC-DN100 | • | • | • | | | • | 200mbar (20kPa) |
| 222 25 430 | QF-MVD2080/5+MVD2080/5-PLC-DN125 | • | • | • | | | • | 200mbar (20kPa) |

CTV - 检漏 Leakage control
F - 过滤器 Filter
LDU - LDU 检漏 LDU leakage control
Pct/DW - 检漏压力开关 Leakage pressure switch
PM - 最大压力开关 Max.pressure switch
Pm - 最小压力开关 Min.pressure switch
Pmc - 最小压力开关和检漏压力开关 min.pressure switch and leakage pressure switch
R - 调压器 Regulator
RF - 带过滤器的调压器 Regulator with filterring
RFP - 点火阀组用带过滤器的调压器 For ignition valve use ,the regulator with filterring
RP - 气动式调压器 Pheumatic regulator
VF - 蝶阀 Butterfly valve
VL - 操作阀 Operation valve
VL2 - 两段操作阀 Two stage operation valve
VLP - 点火操作阀 Igintion operation valve
VP - 点火阀 Igintion operation valve
VPS/DSLC - VPS/DSLC 检漏 VPS/DSLC leakage control
VS - 安全阀 Safety valve
VSP - 点火安全阀 Ignition safety valve
- 阀组进口直径 Gas train input diameter
1 - 主阀组直径 Main gas train diameter
2 - 点火阀组直径 Ignition gas train diameter

超低氮1吨烟气外循环
1Ton FGR gas burner

超低氮4吨全预混燃气燃烧器
4Ton full premix gas burner

超低氮2吨烟气外循环
2Ton FGR gas burner

超低氮6吨烟气外循环
6Ton FGR gas burner

超低氮12吨烟气外循环
12Ton FGR gas burner

热风型超低氮4吨烟气外循环
4Ton hot air FGR gas burner

超低氮4吨全预混燃气燃烧器
4Ton full premix gas burner

超低氮2吨烟气外循环
2Ton FGR gas burner

超低氮4吨烟气外循环
4Ton FGR gas burner

超低氮2吨烟气外循环
2Ton FGR gas burner

超低氮2吨烟气外循环
2Ton FGR gas burner

超低氮10吨烟气外循环
10Ton FGR gas burner

超低氮6吨烟气外循环
6Ton FGR gas burner


超低氮4吨全预混燃气燃烧器
4Ton full premix gas burner

超低氮2吨全预混燃气燃烧器
2Ton full premix gas burner

# 锅炉检测中心一角
# Boiler Testing Centre

服务于全球的热能技术
Serving The Global Heat
Energy Technology




中瑞锅炉
ZHONGRUI BOILER
中瑞锅炉
ZHONGRUI BOILER

# 加工中心车间一角
# Assembling Plant

服务于全球的热能技术
Serving The Global Heat
Energy Technology


浙江百特燃烧器有限公司
ZHEJIANG BAITE BURNERS MANUFACTURE CO., LTD
地址/ADD：浙江省乐清市象阳工业区百特路2号
NO.2 BAITE RD.XIANGYANG IN DUSTRIAL PARK ,YUEQING CITY ,ZHEJIANG PROVINCE
电话/TEL：0086-577-62655355 62652355
传真/FAX：0086-577-62653955
服务热线/Hotline：
400 001 5556
网址/Web：www.baite.cn
邮箱/Mail：bt@baite.cn

请用微信扫一扫
进入公司官方网站

 珍惜资源，善待环境

本目录所载产品尺寸、规格仅供参考，若有变更，恕不另行通知！以本公司提供的产品为准！
BAITE BURNERS KEEPS THE REVISION RIGHT WITHOUT INFORM IN ADVANCE.INCLUDING THE PRODUCTDIMENSION,SPECIFICATION .