



Product Approval

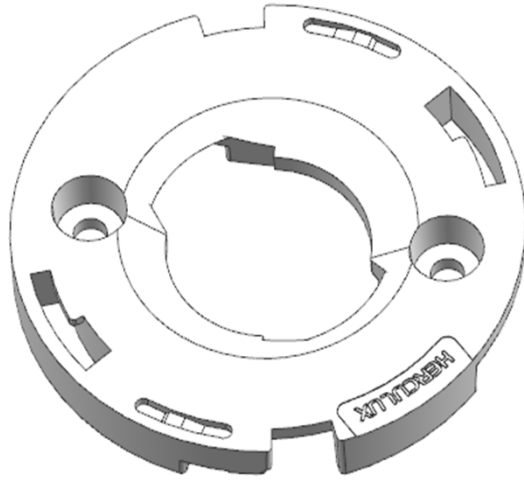
Letter of acknowledgment number:

Customer Name:

Product Image: HK Dark 75@35 COB holder 6

Mold number: 1.07.92156

PN: HK-HG-50@05-0440-S



Supplier confirm				Customer confirm			
draftingman		Date		Qualified		Date	
Project Maneger		Date		Unqualified		Date	
R&D audit		Date		R&D audit		Date	
Quality audit		Date		Quality audit		Date	
Authorize		Date		Authorize		Date	

Both parties must sign and seal the acknowledgement after confirming that it is qualified

Factory Add: HercuLux Photoelectric Park, NO 777, Wulian Road 2, Shuangliu District, Chengdu City, Sichuan Province, China.

Tel: 028-85887727 (801) 028-85887990 (801) Fax: 028-85887730 <http://www.herculux.com/>

Sales Department: Room 501-505, Comprehensive Service Building, Innovation Industrial Park Nanshan Cloud Valley, 4093 Liuxian Road Nanshan District Shenzhen City Guangdong P.R China, Zip code: 518055

TEL: 0755-2937 1541 FAX: 0755-2907 5140

*The letter of acknowledgement is made in duplicate, one for each supplier and one for the customer.

Please use this product within the permitted range and environment according to the structure and material of the product. If the usage exceeds the recommended value, please test and verify by yourself. If the product is damaged due to out-of-range use, our company will not be responsible for the warranty.

Product material:

Customized products: The specifications and models of materials used are subject to the agreement between the two parties.

Conventional products: As a product that we continuously research and improve, under the premise of ensuring the quality and availability of the product, our company reserves the right to change the material. If the material specification and model change, without prior notice.

product data:

The measurement data and dimensional tolerances of the 2D drawings in the product data sheet of this acknowledgement are for reference only, and the final size shall prevail in kind.

The measurement data presented in this acknowledgment is a performance test of the product based on our company's internal test conditions and quality requirements, and the reported data is a typical value of the average results of multiple measurements. Therefore, in some cases, the actual product may deviate from the data provided. We reserve the right to notify you in advance of this data.

Product changes and improvements:

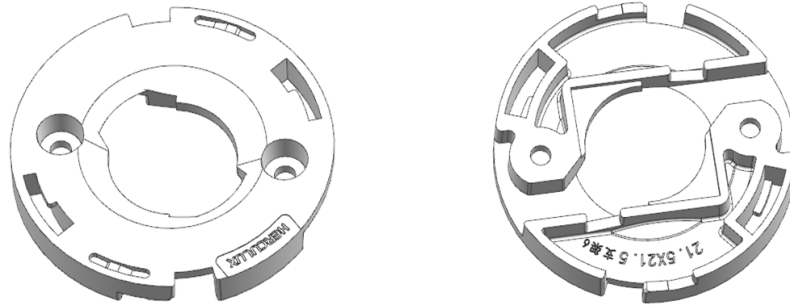
Changes and improvements of customized products are subject to the agreement between the two parties in the contract or technical documents.

As the conventional products that we continue to research and improve, our company reserves the right to make technical changes to its products, and reserves the right to make changes to data resulting from improvements without prior notice.

Operation cautions:

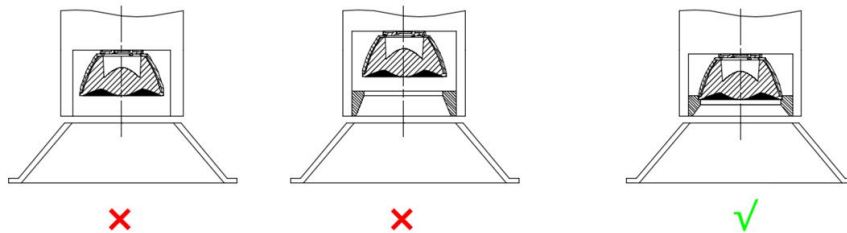
1. Please wear clean gloves during product assembly to prevent product surface contamination.
2. Try to avoid touching the optical surface of the lens when taking the lens.
3. When the surface of the product is polluted, please wipe it gently with a soft cotton cloth dipped in analytically pure neutral solvent. It is forbidden to use industrial solvents (alcohol, isopropanol, acetone, ether, toluene, xylene, carbon tetrachloride, MMA monomer, etc.) wipe.

Product Image:



Precautions:

- The bracket is assembled and fixed with M3pan head screws, and the recommended screw torque is 3~3.5kgf.cm.
- The adaptation of the COB LED must conform to the size of the bracket.
- The application environment must conform to the allowable range of the corresponding material.
- After assembly, please check whether the COB is loose or the bracket is obviously deformed. If so, the assembly may not be in place or the bracket cannot be adapted to the light source.
- The turnbuckle structure matched with the light source bracket and the lens bracket is only used for assembling auxiliary positioning. It cannot be used as a fixing device to receive force. You need to install a fixing device for the lens on the lamp, as shown in the following diagram. And the number of turns of each pair of brackets should not exceed 50 times.



Dimensions (L*W*H/Φ*H):

Φ:50mm*H:5.1mm

Materials:

PC white

 COB frame size:
 (length x length x opening x
 depth)

21.7X21.7X20X0.7

Screw hole spacing

35mm

Temperature resistance

Limit temperature resistance: -40°C to +120°C

Long-term use temperature: -40°C to +100°C

Recommended COB:

- LUMINUS: CHM-14(XH00)/CXM-18

Environmental friendly

Comply with Rhos/Reach

Net weight

5g

Smallest packaging

200pcs/sack

Packaging

1200pcs/box

