

因为专业 所以放心
Specialized, So Trusted



鸡场装备与工程

CHICKEN FARM EQUIPMENT AND ENGINEERING

做肉类食品全产业链智慧装备和数智化服务的一流供应商

First-Class Supplier of Smart Equipment and Digital Intelligent Services for the Full Industry Chain of Food Products

企业概况 Company Brief



正大机电企业总部大楼
CP M&E Group Headquarters Building



养殖机械制造基地
Animal Husbandry Machinery Manufacturing Base



专用车辆、饲料机械、包材制造基地
Special Vehicle, Feed Machinery and Food Package Manufacturing Base



环模机械、食品机械及环保设备制造基地
Pellet Mill Die, Food Machinery and Environmental Protection Equipment Manufacturing Base

正大机电企业，是专注于为肉类食品产业链上各企业，提供机电装备与工程总包的企业集群。
正大机电企业，是泰国正大集团控股，由泰国、中国、美国、日本企业组成的混合制企业集群。
CP M&E Group is a cluster of enterprises dedicated to providing mechanical and electrical equipment and engineering general contracting for various enterprises in the meat food industry chain.
CP M&E Group is a mixed ownership enterprise cluster controlled by Thailand's CP Group, consisting of companies from Thailand, China, the United States, and Japan.

我们的使命Our Mission

我们为饲料厂/养殖场/食品厂提供智慧的成套装备和EPC交钥匙服务；
我们的数智化装备和服务，能够帮助用户实现经营生产的高效益；
我们致力于促进肉类食品行业向环境友好/资源节约方向快速良性发展。
We provide intelligent complete sets of equipment and EPC turnkey services for feed mill/breeding farms/food factories;
Our digital equipment and services can help users achieve high efficiency in business operations and production;
We are committed to promoting the rapid and sustainable development of the meat industry towards environmental friendliness and resource conservation.

我们的愿景Our Vision

做肉类食品全产业链智慧装备和数智化服务的一流供应商。
First-Class Supplier of Smart Equipment and Digital Intelligent Services for the Full Industry Chain of Food Products.

正大机电企业核心价值观Core Values of CP M&E Group

三利原则（利国、利民、利企业）、快速优质、化繁为简、接受变革、不断创新、正直诚信。
Three Benefits (Benefit the country, Benefit the people, Benefit the Enterprise)
Speed and Quality, Simplification, Accept Change, Innovativeness, Integrity and Honesty.

五大产品特色 Product Features

正大机电企业提供的机电装备与工程总包业务，具备五大特色：全链路配套、技术先进、匠心制造、百年实践经验、数智化赋能。
The electromechanical equipment and engineering general contracting business provided by CP M&E Group has five major features: full-chain solutions, advanced technology, crafted with ingenuity, century-proven expertise, digital intelligence empowerment.

1. 全链路配套 Full-Chain Solutions

提供农牧食品产业链全链路机电装备与工程总包业务，具体服务于饲料厂、养猪场、养鸡场、养虾场、屠宰厂、食品加工厂、饲料运输、畜禽运输、食品运输、粪污处理、臭气处理、水处理，以及智能制造。
We provide comprehensive electromechanical equipment and turnkey engineering services for the entire agri-food industry chain, including: feed mills, pig farms, chicken farms, shrimp farms, slaughterhouses, food processing plants, feed transportation, livestock transportation, food transportation, waste treatment, odor treatment, water treatment, smart manufacturing.

2. 技术先进 Advanced Technology

引进欧美日先进机电产品技术，并结合中国及亚洲客户需求，为客户提供性价比高、寿命周期长、成本低的独有技术产品和工艺，能够给客户带来高收益。
By adopting advanced electromechanical technologies from Europe, America, and Japan, we deliver cost-effective, durable, and low-maintenance technical solutions tailored to Asian clients' needs, maximizing customer profitability.

3. 匠心制造 Crafted with Ingenuity

拥有全球领先的制造基地，匠心精神的长三角技术工人为客户奉献高品质产品，高素质的研发工程师为客户奉献精湛的产品图纸和创新的产线方案。
With world-leading manufacturing bases, The Yangtze River delta technical workers, embodying craftsmanship, are dedicated to delivering high-quality products to customers. Our highly skilled R&D engineers also provide excellent product drawings and innovative production line solutions.

4. 百年实践经验 Century-Proven Expertise

核心团队拥有多年的饲料生产与养殖生产设备现场使用经验，把设备使用中痛点和关切，融入正大机电企业的产品设计和工程施工中，我们提供有灵魂的产品和工程总包服务。
Our core team integrates decades of hands-on experience in feed production and farming operations into product design and engineering services, delivering soulful products and turnkey solutions that address real-world challenges and resonate with our clients' needs.

5. 数智化赋能 Digital Intelligence Empowerment

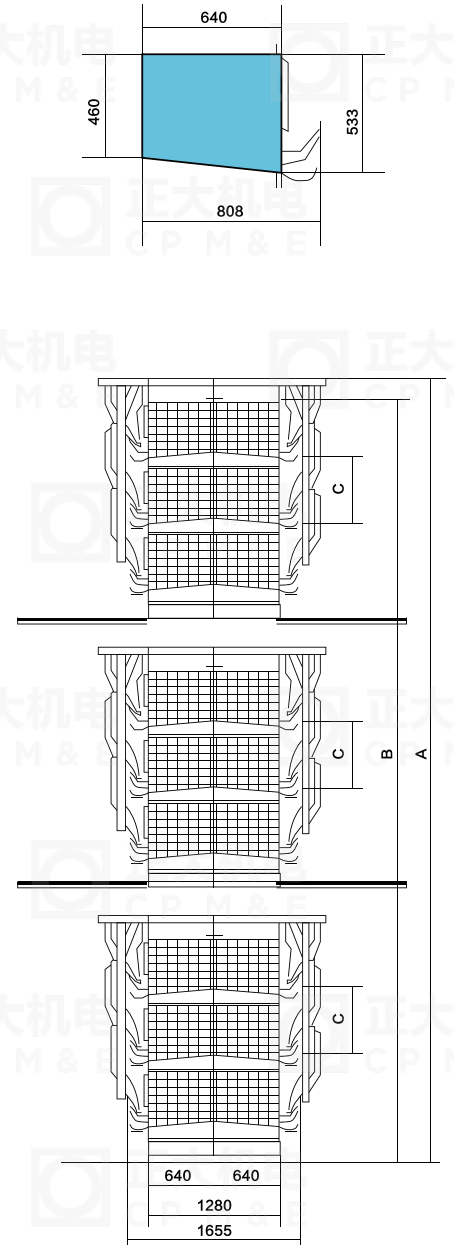
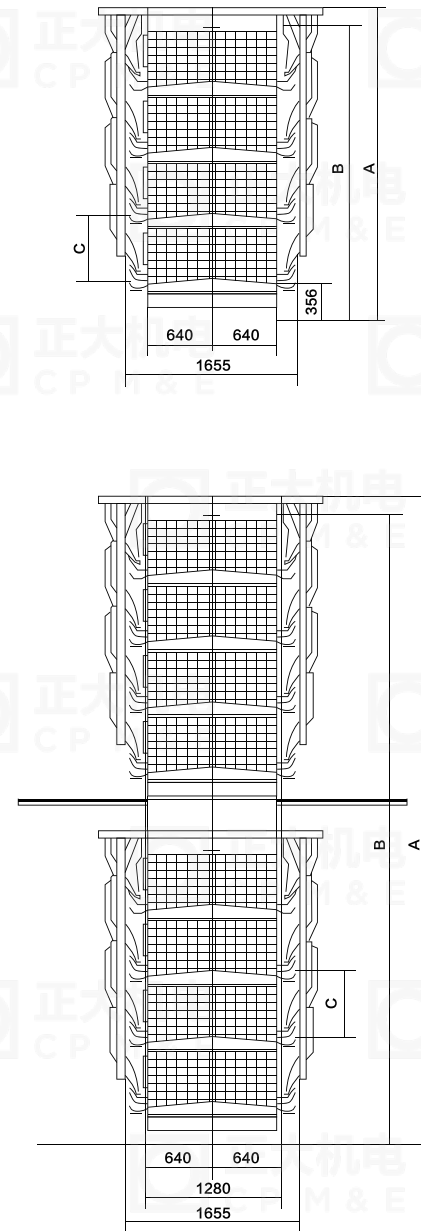
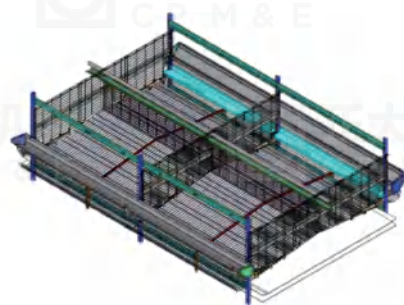
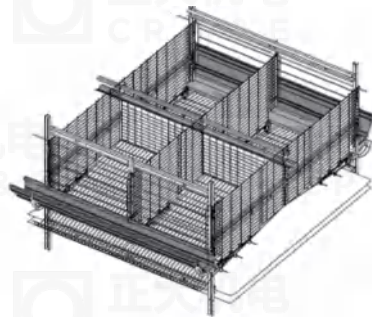

正大机电企业的数智化专业团队，能够帮助客户将工业1.0、工业2.0、工业3.0的生产场景，提升到工业4.0；我们开发的数智化产品和服务，包括饲料厂智能控制系统CPS、制粒机一键启动、养猪场数字化系统、养殖场巡检机器人等，已经在正大集团和其它头部企业应用，打通全产业链的数据联通，帮助客户创造高价值、高回报。
Our digitalization specialists help customers upgrade their production scenarios from Industry 1.0, Industry 2.0, and Industry 3.0 to Industry 4.0; The digital products and services we have developed, including the intelligent control system CPS for feed mills, one click start for granulators, digital system for pig farms, and inspection robots for breeding farms, have been applied in CP Group and other leading enterprises, connecting the entire industry chain and helping customers create high value and high returns.

目录 Contents

鸡笼系统 Cage System	///	照明系统 Lighting System	///	饮水系统 Drinking Water System	///	种蛋分级系统设备 Breeding Egg Grading System Equipment	33
蛋鸡笼 Layers	01-02	照明 Lighting	15	水线前端 Waterline Front End	24-25	加湿系统 Humidification System	///
蛋鸡/种鸡 A型笼 Layer/Breeder A-cage	03	通风系统 Ventilation System	///	调压阀和水球 Pressure Regulatingvalve and Water Ball	26	喷雾主机 Spray Host	34
肉鸡大笼 Broiler Cage	03	水帘风门-多层 Water Curtain Dampermulti Story	16	饮水水线 Drinking Water Line	27	配件 Parts	35
肉鸡小笼 Broiler Small Cage	04	水帘风门-双层 Water Curtain Damperdouble Story	17	水线智能管理系统 Waterline Intelligent Management System	27	加热系统 Heating System	///
青年鸡笼 Pullet Cage	05-06	水帘 Water Curtain	18	电控系统 Electric Control System	///	水暖风机 Water Heating Fan	36
大行车、小行车 Large Crane/Small Crane	07	水帘卷帘 Water Curtain Roller Shutter	19	电控柜 Electric Control Cabinet	29	燃气暖风炉 Gas Warm Air Heater	37
喂料系统 Feeding System	///	下压风机 Downforce Fan	20	集蛋系统 Egg Collecting Equipment	///	孵化系统 Incubation System	///
料塔 Silo	08	风机 Fan	20	蛋品分级机 Egg Grader	29	现代孵化场工程 Modern Incubator Project	38
塞盘料线 Blanking Line	09	变频风机 Variable Frequency Fan	21	液蛋加工设备 Liquid Egg Processing Equipment	30	标杆项目 Excellent Project	39
地脚称重 Foundation Weighing	09	进口镀锌板风机 Imported Galvanized Sheet Fan	21	环控系统 Environmental Control System	///		
绞龙输送 Tray Feeder - Broiler Tray Feeder	10	风机遮光罩 Fan Hood	22	种蛋设备 Egg Breeding Equipment	///		
批次称重 Batch Weighing	11	水帘纸 Water Curtain Paper	22	16/20穴自动产蛋箱 16 / 20 Hole Automatic Egg Box	32		
料盘喂料-肉鸡盘式喂料器 Tray Feeder - Broiler Tray Feeder	12	吊顶进风窗 Ceiling Air Inlet Window	23	自动集蛋桌 Automatic Egg Collecting Table	32		
料盘喂料-种鸡盘式喂料器 Tray Feeder - Breeder Tray Feeder	13	侧墙进风窗 Side Wall Air Inlet Window	23	24穴手动产蛋箱 24 Hole Manual Egg Box	33		
母鸡链式喂料 Hen Chain Feeding	14						

蛋鸡笼 Layers

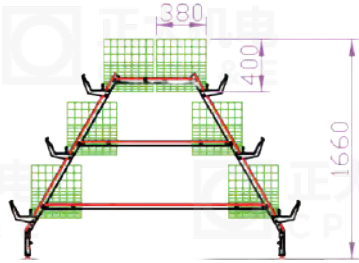
- 层高680mm;
- 鸡笼主要选用275g高强度防腐材料及镀铝锌丝，使用寿命可超30年；
- 鸡笼后期可更改为富集型鸡笼；
- 镀锌铝丝网，盐雾试验：2100小时，是普通镀锌钢网的5倍，是高帆丝的1.75倍；
- 推拉式笼门：相当于一个滑动的格栅，操作方便，利于鸡只的转入和转出；
- 底网安装在张紧的钢丝上，弹性大，能够大幅降低破蛋、污蛋以及裂纹蛋；
- 喂料可选用链式或行车喂料两种方式；
- 英国伯明翰农场更改实例，鸡笼已使用21年，设备运行正常，无损坏。
- Floor height 680mm;
- Chicken cages are mainly made of 275g high-strength anticorrosive materials and aluminum-zinc-plated wire, with a service life of more than 30 years;
- The chicken cage can be changed to the enriched chicken cage in the later stage;
- Galvanized aluminum wire mesh, salt spray test: 2100 hours, 5 times that of ordinary galvanized steel wire and 1.75 times that of high sail wire;
- Sliding cage door: it is equivalent to a sliding grid, which is easy to operate and is conducive to the entry and exit of chickens;
- The bottom net is installed on the tensioned steel wire, which has great elasticity and can greatly reduce broken eggs, dirty eggs, and cracked eggs;
- Chain feeding or traveling feeding can be selected;
- Birmingham farm in the UK has changed the example. The chicken cage has been used for 21 years, and the equipment operates normally without damage.



蛋鸡/种鸡 A型笼

Layer/Breeder A-cage

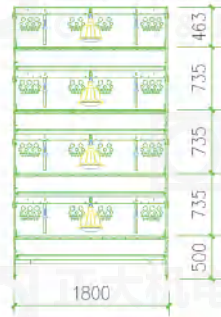
- 单笼尺寸: 380x400x470mm;
- 笼具系统包含自动水线, 料槽料线, 自动清粪设备。
- Single cage size: 380x400x470mm;
- Cage system includes automatic water line, chute line and automatic fecal cleaning equipment.



肉鸡大笼

Broiler Cage

- 单笼尺寸2400x1800mm, 层高735mm;
- 自动出鸡、出粪功能;
- 笼内盘式喂料、喂水, 水线可自由升降;
- 底网可90°折弯, 出鸡更简单, 过道尺寸要求更小;
- 笼网材质镀铝锌丝。
- Single cage 2400*1800mm, floor height 735mm;
- Automatic chicken and feces discharging function;
- Disc feeding and water feeding in the cage, and the water line can rise and fall freely;
- The bottom net can be bent by 90°, which makes it easier to get out of the chicken and requires smaller aisle size;
- Cage mesh material: aluminum plated zinc wire.



肉鸡单体小笼

Broiler Monomer Cage

- 分层控制水线升降, 调节方便;
- 防粪带跑偏装置: 采用尼龙材料, 防止长时间使用损伤粪带寿命, 左右螺旋机构较大程度减少粪带跑偏现象。
- Layered control of waterline rise and fall, convenient adjustment;
- Nylon tape device is used to prevent dung running, and the service life is long.



笼位尺寸 Cage Size	1250x1000mm
标准层高 Standard Floor Height	600mm
饲养层高度 Height of Feeding Layer	450mm
饲养密度 Stocking Density	20羽/m ² ; 2.5kg 20Feathers/m ² ; 2.5kg
立柱厚度 Column Thickness	2层1.5mm; 3层1.8mm; 4层2mm 2Layers 1.5mm; 3Layers 1.8mm; 4Layers 2mm
笼体纵向钣金厚度 Longitudinal Sheet Metal Thickness of Cage Body	1.5mm
笼体横向钣金厚度 Horizontal Sheet Metal Thickness of Cage Body	1.5mm

肉鸡背靠背小笼

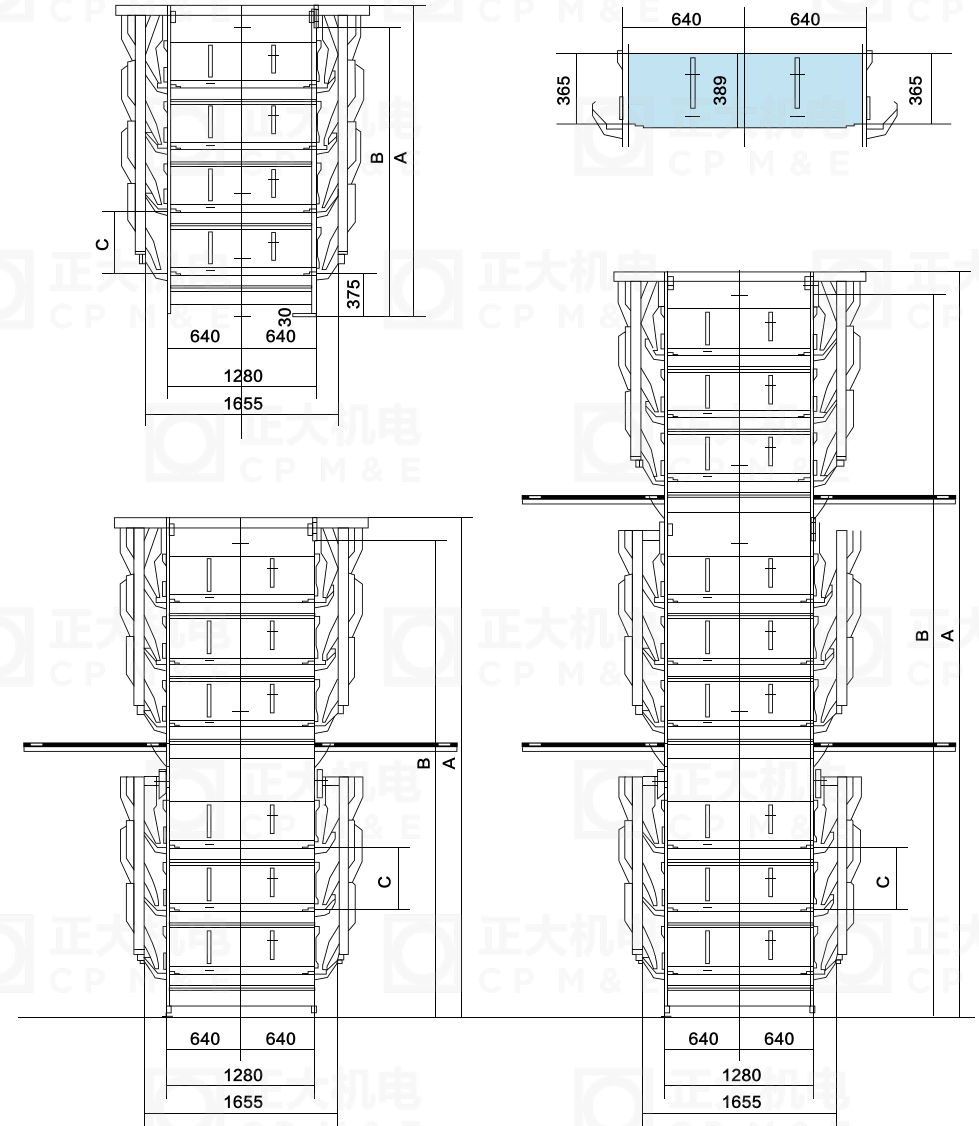
Broiler Back-to-back Cage

- 框架板材275g高强热镀锌板;
- 笼网材质镀铝锌丝;
- 粪带PP材质, 厚度1mm新创;
- 底网Φ3mm、侧网Φ2.5mm、门网Φ3和4mm交错分布、顶网Φ2mm。
- Frame plate 275g high-strength hot-dip galvanized plate;
- Cage mesh material: aluminum plated zinc wire;
- Dung belt PP material, 1mm thick, Xinchuang;
- Bottom net Φ3mm, side net Φ2.5mm, door net Φ3 and 4mm staggered distribution, top net Φ2mm.



青年鸡笼 Pullet Cage

- 鸡笼主要选用275g高强度防腐材料 及镀锌丝，使用寿命可超30年；
- 鸡笼支腿采用2mm厚镀锌板，镀锌厚度275g/m²；
- 采用弹性推拉门，宽度600mm；
- 育雏层采用小网孔底网，19*19mm,可减少取放垫网操作；
- 料槽限位板可通过一端摇把调节高度，滑道处采用塑料片封堵，笼层高590mm，笼内通风良好；
- 料槽材质采用350g镀锌板厚度0.8mm，高度13cm，并增加折边工艺，能够防止饲料外溅，并可供工作人员踩踏。
- Chicken cages are mainly made of 275g high-strength anticorrosive materials and aluminum-zinc plated wire, with a service life of more than 30 years.
- The chicken cage legs are made of a 2mm thick galvanized sheet with a galvanized thickness of 275g/m²;
- Adopt an elastic sliding door with a width of 600mm;
- The brooder layer adopts small mesh bottom net, 19*19mm, which can reduce the operation of picking up and putting down the net;
- The height of the feeder chute limit plate can be adjusted by a handle at one end, and the slide is sealed with plastic strips. Chicken cage layer is 590mm high, ensuring good ventilation inside the cage;
- The material of the chute is a 350g galvanized sheet, with a thickness of 0.8mm and a height of 13cm. The folding process is added to prevent the splashing of feed and allow the staff to step on it.

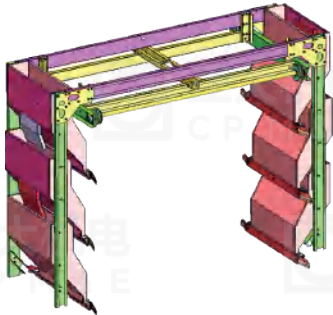
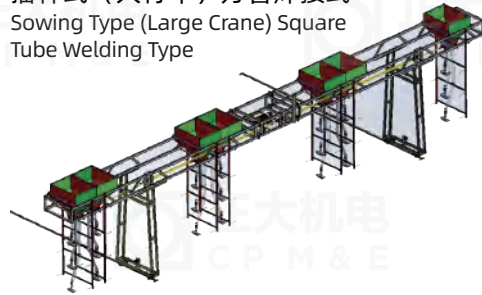


大行车、小行车

Large Crane/Small crane

- 播种式优点：结构简单高效，性价比高，适合新建鸡舍。
- 小行车式优点：结构紧凑，下料顺畅、精准，占用空间小，有利于灯光排布，并且对鸡舍地面平整度依赖较小，适合新建鸡舍、改造舍，特别是梁高较低的改造舍尤为突出。
- Advantages of sowing type: simple and efficient structure, high cost-effectiveness, suitable for building new chicken coops.
- Advantages of the small carriage style: compact structure, smooth and precise cutting, small space occupation, conducive to lighting layout, and less dependence on the flatness of the chicken coop ground. It is suitable for new and renovated chicken coops, especially those with low beam heights.

播种式（大行车）方管焊接式
Sowing Type (Large Crane) Square
Tube Welding Type



小行车式
Small Car style

播种式（大行车）钣金拼接式
Sowing type (Large Crane)
Sheet Metal Splicing Type




料塔

Silo

- 全镀锌钢板构造(Z275/m²镀层);
- 独特的设计工艺,优良的防水性能;
- 45,60,67度的料斗倾斜角满足不同原料饲料的下料;
- 滴水檐构造可阻止露水流向下料斗和下端卸料斗区域;
- 多款不同容积的料塔-6',7',9',12',15',21'从1圈到6圈可选;
- 设计了考虑160km/h的风速及2/3左右瞬时风速;
- 料塔内部设置疏导器,保证塔内饲料先进先出,防止粘壁结块。

- All galvanized steel plate structure (z275/m² coating);
- Unique design process and excellent waterproof performance;
- The hopper inclination angle of 45,60,67 degrees can meet the blanking of different raw materials and feeds;
- Drip eaves structure can prevent dew from flowing to the lower hopper and lower discharge hopper area;
- There are many kinds of material towers with different volumes -6',7',9',12',15',21', from 1 circle to 6 circles;
- The wind speed of 160km/h and about 2/3 instantaneous wind speed are considered in the design;
- A dredger is set inside the feed tower to ensure that the feed in the tower is first in first out and prevent wall sticking and agglomeration.



料塔型号 Tower Model	塔梯型号 Tower Ladder Model	容量大小 (M/T) Capacity Size (M/T)	直径 (米) Diameter (m)	加料高度 (米) Feeding Height (m)	下料斗斜度 Slope of the Feeding Hopper	仓顶斜度 Warehouse Top Slope	出料钢圈 (厘米) Discharge Steel Ring (cm)
BFT1616016	BLK-10630	2.5	1.83	3.25	60 degree	30 degree	40.64
BFT626016	BLK-10634	3.86	1.83	4.06	60 degree	30 degree	40.64
BFT636016	BLK-10635	5.21	1.83	4.85	60 degree	30 degree	40.64
BFT646016	BLK-10640	6.56	1.83	5.69	60 degree	30 degree	40.64
BFT716716	BLK-10634	4.17	2.13	4.12	67 degree	30 degree	40.64
BFT726716	BLK-10635	6.02	2.13	4.93	67 degree	30 degree	40.64
BFT736716	BLK-10640	7.86	2.13	5.75	67 degree	30 degree	40.64
BFT746716	BLK-10637	9.7	2.13	6.56	67 degree	30 degree	40.64
BFT926016	BLK-10635	10.01	2.74	5.11	60 degree	30 degree	40.64
BFT936016	BLK-10640	13.06	2.74	5.92	60 degree	30 degree	40.64
BFT946016	BLK-10637	16.1	2.74	6.74	67 degree	30 degree	40.64
BFT1226016	BLK-10640	22.26	3.66	5.3	67 degree	30 degree	40.64
BFT1236016	BLK-10641	28.75	3.66	6.12	67 degree	30 degree	40.64
BFT1246016	BLK-10642	34.85	3.66	6.93	67 degree	30 degree	40.64

塞盘料线

Blanking Line

· 60塞盘料线最大长度为：4个拐角600m链条，最大输送量为：1小时可供料1吨；

· 102塞盘料线最大长度为：4个拐角300m链条，最大输送量为：1小时可供料4吨。

· The maximum length of 60 stopper reel feeding line is: 4 corners, 600m chain, and the maximum conveying capacity is: 1 ton of material can be supplied in 1 hour;

· The maximum length of the 102 stopper reel feeding line is: 300m chain at four corners, and the maximum conveying capacity is: 4 tons of material can be supplied in one hour.



60毫米系统
60mm System

带有四个转角的最大长度：600m，
最大能力：1.2 m³/h
Maximum length with four corners: 600m,
Maximum capacity: 1.2 m³/h



100毫米系统
100mm System

带有四个转角的最大长度：300m，
最大能力：7.5m³/h
Maximum length with four corners: 300m,-
Maximum capacity: 7.5m³/h



160毫米系统
160mm System

带有四个转角的最大长度：200m，
最大能力：30m³/h
Maximum length with four corners: 200m,-
Maximum capacity: 30m³/h

地脚称重

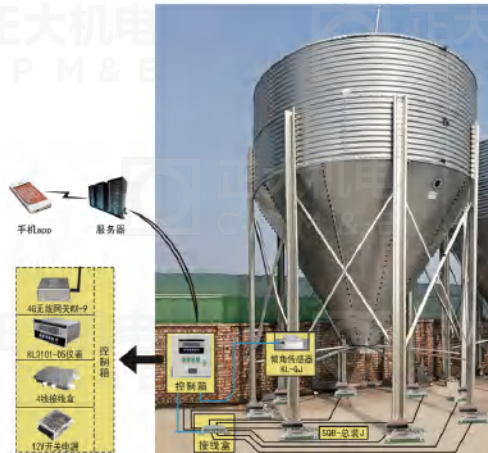
Foundation Weighting

· 项目采用的称重模块工作温度范围为-30℃~70℃，误差小于0.5%；

· 控制器记录每日的耗料量，相关数据在农场管理系统中可查。

· The working temperature range of the weighing module used in the project is -30℃~70℃, and the error is less than 0.5%;

· The controller records the daily material consumption, and the relevant data can be checked in the farm management system.



绞龙输送


Tray Feeder - Broiler Tray Feeder



绞龙延伸装置
Twisted Dragon Extension Device



控制单元
Control Unit



下料组件
Cutting Components

- 南非进口绞龙，使用寿命长，料管采用优质原料生产；
- 运行稳定可靠，维护要求低；
- 输料支架采用275克热镀锌板折弯加工组成双支架结构，稳定性更加牢固，保证料线平稳运行；
- 根据养殖量可选择不同规格的输料线。
- Imported from South Africa, with a long service life, the material pipe is produced using high-quality raw materials;
- Stable and reliable operation with low maintenance requirements;
- The feeding support adopts a double support structure formed by bending 275g hot galvanized sheet, which is more stable and ensures the stable operation of the material line;
- Different specifications of feeding lines can be selected based on the breeding volume.

批次称重

Batch Weighing



- 每场配备大容量中央料塔，带运输绞龙，每个料塔可单独出料；
- 由绞龙输送到每两栋舍间的料塔；
- 舍与舍间绞龙自动控制；
- 每2栋舍配一个分料塔，每个分料塔给批次称供料，可实现舍内料箱定量送料系统；
- 批次称重，计量精准，单次任务误差小于0.2kg；
- 处理量大1-3t/h；
- 触摸屏中文人机交互界面，操作简单；支持多达24个目标仓打料，满足不同规模养殖需求。
- Each yard is equipped with high-capacity central feeding tower with transport auger, and each feeding tower can discharge materials separately;
- Conveyed by auger to the material tower between each two buildings;
- Automatic control of winch between rooms;
- Every two houses are equipped with a distribution tower, and each distribution tower weighs and feeds the batch, which can realize the quantitative feeding system of the material box in the house;
- Batch weighing, accurate measurement, single task error less than 0.2kg;
- Large processing capacity: 1-3T/h;
- Touch screen Chinese human-computer interaction interface, easy to operate; Support up to 24 target warehouses to meet the breeding needs of different scales.

料盘喂料-肉鸡盘式喂料器

Tray Feeder - Broiler Tray Feeder



- 料门开关可调节出料量，直至关闭料盘；
- 料盘可以360°转动和自由摆动，防止鸡群撞伤；
- 出料量调节方式方便、快捷、准确；
- 形波纹盘底可以减少盘底存料量，雏鸡采食新鲜，防止小鸡长时间；
- 卧于料盘中采食或休息；
- 料盘的边缘向盘中心倾斜，可以避免饲料洒出造成的浪费。
- The discharge volume can be adjusted by the material door switch until the material tray is closed;
- The feeding tray can rotate 360 ° and swing freely to prevent the chickens from being hit;
- The adjustment method of discharge volume is convenient, fast and accurate;
- V-shaped corrugated plate bottom can reduce the amount of material stored at the bottom of the plate, and the chicks can feed fresh, so as to prevent the chicks from lying on the plate for feeding or resting for a long time;
- The edge of the tray is inclined to the center of the tray, which can avoid the waste caused by feed spilling.

料盘喂料-种鸡盘式喂料器 Tray Feeder - Breeder Tray Feeder



- 4盘/3m，即盘距为750mm；
- 料盘直径：360mm；
- 材质：聚丙烯；
- 饲养量：平均12.5只/盘；
- 16采食位宽度40-52mm分11档，适于不同品种和日龄饲养需求；
- 采食孔高度分70mm、80mm、90mm三档，当采食孔宽度52mm高度90mm时，雏鸡可自由进出；
- 采食孔高度为70mm时，保证饲料不外溢，节省饲料；
- 料盘容量：分16档，300-800g / 盘，可满足鸡只不同阶段的饲养需求；
- 设计有开关板，可开关每一个料盘。
- 4 panels / 3M, i.e. the panel spacing is 750mm;
- Tray diameter: 360mm;
- Material: polypropylene;
- Feeding amount: average 12.5 / plate;
- 16 feeding positions with a width of 40-52mm are divided into 11 grades, which are suitable for the feeding needs of different varieties and ages;
- The height of feeding hole is divided into three grades: 70mm, 80mm and 90mm. When the width of feeding hole is 52mm and the height is 90mm, chicks can enter and leave freely;
- When the height of the feeding hole is 70mm, ensure that the feed does not overflow and save feed;
- Tray capacity: 16 grades, 300-800g / tray, which can meet the feeding needs of chickens at different stages;
- A switch board is designed to switch each material tray.

母鸡链式喂料 Hen Chain Feeding



- 36m/min的传送速度可保证饲料均匀快速的传输到整个鸡舍，运送料量为0.7-1.5kg/m，料线最大环线长度300m；
- 动力驱动：功率1.5/2.2kw，380V,适用料线环线长度为150—300m。特殊材料制作的底座坚固耐磨；链轮保证了设备正常稳定传输运转；配置安全销，可在运行异常情况下保证链条及驱动系统安全；
- 链轮经过特殊处理，硬度高、耐磨损，尼龙轴套免维护；
- 南非链条，抗拉性好，强度高，使用寿命长。链条宽度70mm；
- 热镀锌板制作，厚度1.2mm,镀锌层275g/m²。料箱下料口插接式设计，安装方便；每条料线可根据养殖数量需求配置料箱的数量和大小；带有防尘盖，整体造型美观实用；
- 料箱容积：380L(颗粒料约250kg)、230L(颗粒料约150kg)；
- 采食孔高度分70mm、80mm、90mm三档，当采食孔宽度52mm高度90mm时，雏鸡可自由进出；
- 支架式升降，便于调节高度，省时省力。
- Feed conveying speed: 36m/min, ensuring even and fast delivery to the entire chicken house. Conveying capacity: 0.7-1.5kg/m, max. loop length: 300m;
- Power drive: 1.5/2.2kw, 380V, for line lengths of 150-300m. Durable base, stable sprocket, safety pin for chain protection;
- Sprocket: high hardness, wear-resistant, maintenance-free nylon sleeve;
- South Africa chain: strong, durable, 70mm wide;
- Material box: hot-dip galvanized sheet (1.2mm thick, 275g/m² galvanized layer). Plug-in design, adjustable bin sizes, dust cover;
- Bin volume: 380L (250kg), 230L (150kg);
- Feeding hole heights: 70mm, 80mm, 90mm. 52mm x 90mm hole for chicks;
- Support type lifting: easy height adjustment, time-saving.

照明
Lighting



- 10W LED 0-100%可调，可通过控制器自动模拟日落日出，也可手动调节；
- 可整体也可单列控制及调光；
- 青年鸡可做升降灯；
- 笼养肉鸡舍灯管色温4000K；
- 底部食槽位置可达40LUX可调，照度均匀；
- IP67防水。
- 10W led 0-100% adjustable, which can automatically simulate sunset and sunrise through the controller, or can be adjusted manually;
- It can be controlled as a whole or in a single train and dimming;
- Young chicken can be used as lifting lamp;
- Color temperature of lamp tube in cage broiler house 4000K;
- The position of the bottom trough can be adjusted to 40lux, and the illumination is uniform;
- IP67 waterproof.

水帘风门-多层
Water Curtain Damper - Multi Story



- 多层外翻式大板设计，导流效果好；
- 运行过程中不占用舍内空间，且密闭、保温性能卓越；
- 保温板采用XPS挤塑夹芯板，双面选用玻璃钢材料板面，板材整体厚度40mm卓越的高强度抗压性；
- 风门板打开机构为齿条开合，同步性高，开合角度一致保证舍内通风更加均匀；
- 门板尺寸可根据洞口尺寸定制。
- Multi layer valgus large plate design, with good diversion effect;
- During operation, the room will not be occupied, and the sealing and thermal insulation can be excellent;
- The thermal insulation board adopts XPS extruded sandwich board, and the two sides are made of FRP. The overall thickness of the board is 40mm, with excellent high-strength compression resistance;
- The opening and closing mechanism of damper plate is rack opening and closing, with high synchronization and consistent opening and closing angle, so as to ensure more uniform ventilation in the house;
- The door panel size can be customized according to the opening size.

水帘风门-双层

Water Curtain Damper - Double Story



滑轮重力开合进风门
Pulley Gravity Opens and
Closes the Intake Air Door



齿条开合进风门
Rack Opening and
Closing Intake Door

- 双层外翻式大板设计，导流效果好；
- 保温板采用XPS挤塑夹芯板，双面选用玻璃钢材料板面，板材整体厚度40mm卓越的高强度抗压性；
- 两种传动开合方式：

- 1.风门板打开方式为滑轮传动电机及配重控制开合，结构简单空间利用率高；
 - 2.风门板打开机构为齿条开合，同步性高，开合角度一致保证舍内通风更加均匀；
- 门板尺寸可根据洞口尺寸定制。
 - The double-layer valgus large plate design has good diversion effect;
 - The insulation board adopts XPS extruded sandwich board, and the two sides are made of FRP. The overall thickness of the board is 40mm, with excellent high-strength compression resistance;
 - Two transmission opening and closing modes:
 - 1.The opening mode of damper plate is controlled by pulley drive motor and counterweight, with simple structure and high space utilization;
 - 2.The opening mechanism of the damper plate is rack opening and closing, with high synchronization and consistent opening and closing angle to ensure more uniform ventilation in the house;
 - The door panel size can be customized according to the opening size.

水帘

Water Curtain



PVC框架水帘
PVC Frame Water Curtain



铝合金框架水帘
Aluminum Alloy Frame Water Curtain

- 水帘系统包含全铝合金及PVC水帘框架方案；
- 特制的疏水帘能保水均匀的淋湿整个降温湿帘纸，从而保证与空气接触的湿帘表面湿透；
- 水帘纸型号：7060、7090两种型号，默认采用7060纸型，干重约40KG/m³，湿重约100KG/m³；
- 水帘纸规格：1500mmx600mmx150mm、1800mmx600mmx150mm、2000mmx600mmx150mm特殊规格可联系定制，单块最大尺寸2200mmx600mmx150mm。可设计超高水帘方案，例如3米高。
- The cooling pad system consists of an all-aluminum alloy and PVC cooling pad frame solution;
- The special hydrophobic curtain can keep the water evenly wet the whole cooling wet curtain paper, so as to ensure that the surface of the wet curtain in contact with the air is wet;
- Model of water curtain paper: 7060 and 7090 . 7060 paper is adopted by default, and the dry weight is about 40kg / m³, The wet weight is about 100kg / m³;
- Specification of water curtain paper: 1500mmx600mmx150mm, 1800mmx600mmx150mm, 2000mmx600mmx150mm; Special specifications can be customized. The maximum size of a single piece is 2200mmx600mmx150mm. Super high water curtain scheme can be designed, such as 3M high.

水帘卷帘

Water Curtain Roller Shutter



外卷帘

External Roller Shutter



内卷帘


Internal Roller Shutter

- 重力式下落结构，上侧和左右两侧均含有封头，保证密封的同时，卷帘可上升和下降都比较顺畅；
- 白色卷帘布，180g/m²，抗紫外线及老化；不锈钢304提升线；
- 卷帘默认为手动控制，根据要求也可设计为电动控制；
- 内外卷帘均配有外挡条，内卷帘均配有内挡条，当水帘内挂时外卷帘也需配置内挡条。
- Both sides of the roller shutter can rise and fall smoothly by gravity, and both sides of the roller shutter can rise and fall smoothly at the same time;
- White roller shutter cloth, 180g/m², anti ultraviolet and aging; Stainless steel 304 lifting wire;
- The roller shutter is manually controlled by default, and can also be designed as electric control according to requirements;
- Both the inner and outer rolling shutters are equipped with outer stop strips, and the inner rolling shutters are equipped with inner stop strips. When the water curtain is hung inside, the outer rolling shutter also needs to be equipped with inner stop strips.

下压风机

Downforce Fan


- 针对较宽鸡舍，下压风机有效辅助小窗气流进入鸡舍中央，完成通风进气循环；
- 根据传感器信号反馈自动控制开启关闭；
- 采用18寸镀锌板风机，上部增加防护网，下部增加聚风筒减少风的扩散对鸡的影响；
- 转速可调，手动调速不吹饲料。
- For the wide chicken house, the downdraft fan can effectively assist the air flow from the small window into the center of the chicken house to complete the ventilation and air intake cycle;
- Automatically control opening and closing according to sensor signal feedback;
- Adopt 18 inch galvanized sheet fan, add protective net at the upper part and air collecting duct at the lower part to reduce the impact of air diffusion on chickens;
- Adjustable speed, manual speed regulation, no feed blowing.



风机

Fan



- 风机所有钣金件均由耐蚀材料制成，其防腐性能最高可达镀锌钢板防腐性能的10倍以上；
- 百叶采用离心打开系统，为客户提供节能解决方案；
- 百叶轴承可长期运转而无需维护；
- 大风量54寸镀锌板风机，蝴蝶百叶；
- 风机外增加防风罩，手动拆装。
- 36", 24"and 18"fans are of direct transmission structure, which is efficient and energy-saving;
- All sheet metal parts of the fan are made of corrosion-resistant materials, and their corrosion resistance can reach more than 10 times that of galvanized steel plate;
- The louver adopts centrifugal opening system to provide customers with energy-saving solutions;
- The louver bearing can operate for a long time without maintenance;
- Large air volume 54"galvanized sheet fan, butterfly shutter;
- Add a wind shield outside the fan for manual disassembly.



变频风机

Variable Frequency Fan

- 使用无刷电子直流马达，可实现0-100%变速可调；
- 变频风机参与夏季通风，风机100%运行时与其他风机风量相同；
- 弥补小风机不参与夏季通风的不足（夏季通风时小风机位置为通风盲区并容易倒灌风）。
- Use brushless electronic DC motor to realize 0-100% variable speed adjustment;
- The variable frequency fan participates in the ventilation in summer, and the air volume of the fan is the same as that of other fans when the fan is 100% operating;
- Make up for the deficiency that the small fan does not participate in summer ventilation (during summer ventilation, the small fan is located in the ventilation blind area and easy to pour air back).



进口镀锌板风机

Imported Galvanized Sheet Fan

- 进口镀锌板风机分为：54"、50"、36"、24"、18"五种型号；
- 热镀锌板框架，镀锌层厚275g/m²，一次性成型，底部设有排水口；
- PG材质扇叶，铝合金材质百叶窗，54"、50"含有拢风筒；
- 54"、50"风机为皮带驱动，采用弹性张紧装置维持恒定皮带张力；
- 36"、24"、18"风机为直连传动结构，高效节能。
- Imported galvanized sheet fan is divided into four models: 54", 50", 36", 24" and 18";
- Hot dip galvanized sheet frame, with a thickness of 275g/m² of galvanized layer, formed at one time, with a drain at the bottom;
- PG fan blade, aluminum alloy shutter, 54" and 50" with air duct;
- The belt tension is kept constant by 54" and 50" belt tensioning devices;
- 36", 24" and 18" fans are of direct transmission structure, which is efficient and energy-saving.



风机遮光罩

Fan Hood



- 独特设计拆洗方便；
- 厚度有200mm、250mm，外形尺寸可定制；
- 可针对单台风机配置/整体设计风机遮光墙。
- Unique design, easy to disassemble and wash;
- The thickness is 200mm and 250mm, and the overall dimensions can be customized.

水帘纸

Water Curtain Paper



- 型号分7060型、7090型；
- 湿帘纸厚度有100mm、150mm；
- 湿帘纸标准高度有1m、1.5m、1.8m、2m、2.2m；
- 可以拼接组合成更高的规格。
- Models are divided into 7060 and 7090;
- The thickness of wet curtain paper is 100mm and 150mm;
- The standard height of wet curtain paper is 1m, 1.5m, 1.8m, 2m and 2.2m;
- It can be spliced and combined into higher specifications.

吊顶进风窗

Ceiling Air Inlet Window



- 吊顶进风窗有单开、双开两种形式；
- ABS面板，PVC侧板风叶，SUS304中心支架；
- 温控电脑可实现自动调节通风量，中空保温，保温隔热性能优良；
- 单开吊顶进风窗单侧吹风，；双开常用于较宽鸡舍，两侧吹风进行空气交换。
- The ceiling air inlet window has two forms: single opening and double opening;
- ABS panel, PVC side plate, fan blade, SUS304 central support;
- The temperature control computer can automatically adjust the ventilation volume, hollow insulation and excellent thermal insulation performance;
- Single ceiling air inlet window, one side blowing,; Double opening is often used in wide chicken houses, with air blowing on both sides for air exchange.



侧墙进风窗

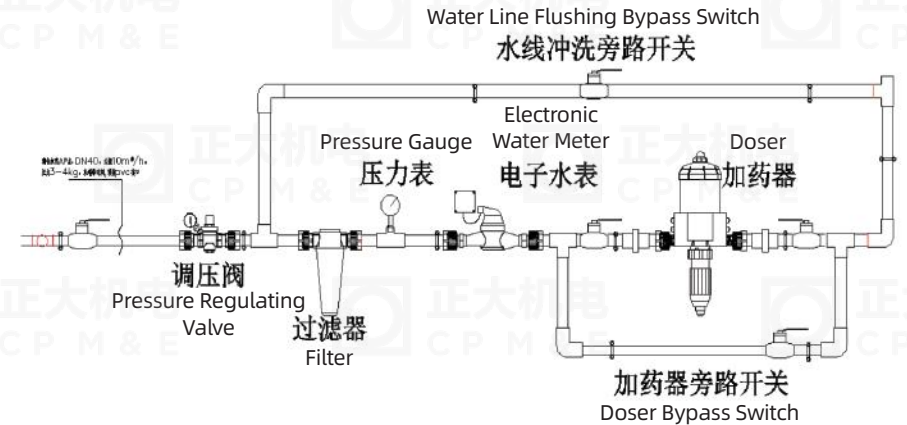
Side Wall Air Inlet Window

- 精心选用优质PS工程塑料制成，坚固耐用，抗老化能力强；
- 进风窗上方增加导流板，将舍外空气更好地导向至鸡舍中央。
- It is made of high-quality PS engineering plastics with strong durability and aging resistance;
- Add a deflector above the air inlet window to better guide the air outside the house to the center of the chicken house.

名称 Name	小窗规格 (通风口面积mm ²) Small Window Specifications (Ventilation Area mm ²)	-10pa (风速4m/s) -10pa (Wind Speed 4m/s)	-20pa (风速5.5m/s) -20pa (Wind Speed 5.5m/s)
ZC560	560x270 (1512)	2177	2993
ZC620	620x230 (1426)	2053	2823
大通风窗 Large Ventilation Window	1100x330 (2630)	3787	5207

水线前端

Waterline Front End



水线前端包含，黄铜减压器（带压力表）、过滤器、电子水表、加药单元（加药器/加压器）。

The front end of the water line includes brass pressure reducer (with pressure gauge), filter, electronic water meter, and dosing unit (dosing device / booster pump).

过滤器：采用叠片式过滤器，过流量相同时，它比网式过滤器存留杂质的能力强。滤芯可拆卸冲洗反复使用。

叠片过滤器的优点：

- 稳定的过滤效果；
- 深层过滤，杰出的拦污能力；
- 操作简单，维护方便。

Filter: the laminated filter is used. When the overflow is the same, it has a stronger ability to retain impurities than the mesh filter. The filter element can be disassembled, washed and reused.

Advantages of laminated filter:

- Stable filtration effect;
- Deep filtration, excellent dirt blocking ability;
- Simple operation and convenient maintenance.





电子水表：采用电子脉冲水表，一个脉冲为1L/10L，水量数据自动传输到农场管理系统。
Electronic water meter: electronic pulse water meter is adopted, one pulse is 1L/10L, and the water volume data is automatically transmitted to the farm management system.



加药器采用一线多寿加药器（调配比例0.2%-2%），加药器旁设置旁通管路。
The dosing device adopts a one-line multi life dosing device (the mixing proportion is 0.2%-2%), and a bypass pipeline is set beside the dosing device.

调压阀和水球

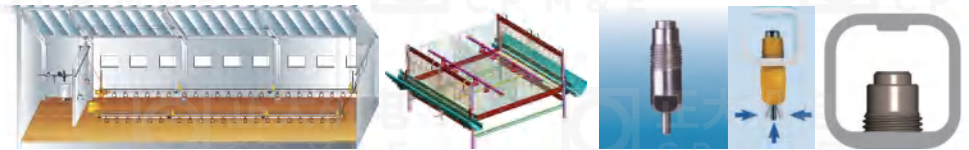
Pressure Regulating Valve and Water Ball



- 水线调压阀：可调节出口压力自带反冲洗功能；
- 水线前端球形水箱：单出口/双出口可供选择，带反冲功能，青年鸡可升降。
- Water line pressure regulating valve: the outlet pressure can be adjusted with backwashing function;
- Spherical water tank at the front end of the waterline: single outlet / double outlet can be selected, with recoil function, and the young chicken can be raised and lowered.

饮水水线

Drinking Water Line



- 饮水乳头：可根据需要选择不同型号的饮水乳头，采用优质原料，乳头不漏水，出水顺畅；
- 饮水乳头可选配吊杯，每条水线可单独/整体升降；
- 配置水线缺水报警系统；
- 末端自动排水系统。
- Drinking nipples: different types of drinking nipples can be selected according to needs. High quality raw materials are used. The nipples are watertight and the water outlet is smooth;
- Drinking nipples can be equipped with hanging cups, and each water line can be lifted and lowered separately / as a whole;
- Configure water line water shortage alarm system;
- Automatic end drainage system.

水线智能管理系统

Waterline Intelligent Management System

水线智能控制系统功能操作界面

·水线清洗：通过控制系统软件下发指令，协调清洗机以及自动反冲洗调压器对水线进行臭氧杀菌消毒冲洗；

·水位报警：通过末端信息采集模块收集安装在水线水位管上的水位传感器的状态来判断水位；

·水线升降管理：由控制系统软件、动力控制单元、执行机械单元组成。通过系统自动计算日龄，跟随日龄自动升降水线高度。

·喂药管理：每一条水线都能独立工作。可以分区分列进行单独喂药。

Waterline Intelligent Control System Functional Operation Interface

·Waterline Cleaning: The control system software sends commands to coordinate the cleaning machine and the automatic backwash regulator to carry out ozone sterilization and rinsing of the waterline;

·Water level alarm: through the end of the information acquisition module to collect the status of the water level sensor installed in the water line water level pipe to determine the water level;

·Waterline lifting management: It consists of control system software, power control unit and executive mechanical unit. The system automatically calculates the age of the day and follows the age of the day to automatically lift the height of the waterline.

·Medication management: each waterline can work independently. Individual Medication can be done by zones.



电控柜

Electric control cabinet




- 电控柜内部电器原件排布整齐，严格按照标准间距布置；
- 配电柜内设计感温探头及配套风扇，设置配电柜内温度达到30°C时；排风扇开启，通风降低柜内温度；
- 进风口侧设置过滤片，过滤粉尘等；
- 每根线缆上粘贴中英文标识。
- The electrical components inside the electric control cabinet are arranged neatly and in strict accordance with the standard spacing;
- The temperature sensing probe and supporting fan are designed in the distribution cabinet. When the temperature in the distribution cabinet reaches 30°C; Turn on the exhaust fan to reduce the temperature in the ventilation cabinet;
- Filter plates are set at the air inlet side to filter dust, etc;
- Each cable shall be pasted with Chinese and English signs.




湿度探头
Humidity Probe



CO2探头
CO2 Probe



温度探头
Temperature Probe



机械温度探头
Mechanical Temperature Probe



压力传感器
Pressure Sensor



水线臭氧杀菌清洗机
Water Line Ozone Sterilization Cleaning Machine



自动反冲洗调压器
Automatic Backwashing Regulator




水位传感器
Water Level Sensor

集蛋系统 Egg Collecting Equipment

蛋品分级机

Egg Grader

- 减少劳动力成本;
- 正确的包装可以使鸡蛋保质期更长;
- 更少的产品损失;
- 污染少, 无人干扰;
- 高效;
- 鸡蛋大小头自动调整;
- 包装盒自动扣盖;
- 鸡蛋按重量根据设定自动分等级, 称重精度为0.1克;
- 自动检测血斑蛋、裂纹蛋、脏蛋、流清蛋检测及鸡蛋颜色分级等。
- Reduce labor costs;
- The correct packaging can make the shelf life of eggs longer;
- Less product loss;
- Less pollution and no human interference;
- High efficiency;
- Automatic adjustment of egg size;
- Automatic closure of packing box;
- Eggs are automatically graded according to the weight setting, and the weighing accuracy is 0.1g;
- Automatic detection of blood spotted eggs, cracked eggs, dirty eggs, white eggs and egg color grading.



液蛋加工设备

Liquid Egg Processing Equipment

- 便于食品配方的控制;
- 便于蛋品性能的改良;
- 经灭菌处理后更加安全;
- 延长了保质期。
- It is convenient for the control of food formula;
- It is convenient to improve the performance of eggs;
- Safer after sterilization;
- Extended shelf life.




清洗机和烘干机
Cleaning Machine and Dryer



紫外线杀菌
Ultraviolet Sterilization




脏蛋检测
Dirty Egg Detection



打蛋机
Eggbeater



蛋壳离心机
Eggshell Centrifuge



灌装机
Filling Machine



鸡蛋喷码
Egg Coding



农场包装机
Farm Packaging Machine



CIP清洗设备
CIP Cleaning Equipment



巴氏杀菌机
Pasteurization Machine



阀阵
Valve Array



- 双系统设计，增强安全性；
- 双电源供电，保障安全；
- 电力级电磁兼容，高稳定性；
- 灵活继电器设置，适应多样设备；
- 自适应通风，减少应激；
- 风机轮换，延长寿命；
- 风冷效应，提升舒适度；
- 远程管理，降低成本，防疫情。

- Dual system design enhances security;
- Dual power supply ensures safety;
- Power level electromagnetic compatibility, high stability;
- Flexible relay settings to adapt to various devices;
- Adaptive ventilation reduces stress;
- Fan rotation extends its lifespan;
- Air cooling effect enhances comfort;
- Remote management, cost reduction, and epidemic prevention measures.

- 远程诊断，确保最佳运行；
- 远程升级，及时更新功能；
- 强扩展性，支持非标设备；
- 图示界面，操作简便；
- 支持批量参数导入导出；
- 精确历史数据，监控设备；
- IEC系列，内置有线无线联网；
- 多风门、窗、加热区，满足需求。

- Remote diagnosis to ensure optimal operation;
- Remote upgrade, timely update of functions;
- Strong scalability, supporting non-standard devices;
- The graphical interface is easy to operate;
- Support batch parameter import and export;
- Accurate historical data, monitoring equipment;
- IEC series, built-in wired and wireless networking;
- Multiple air doors, windows, and heating zones to meet the needs.

16/20穴自动产蛋箱

16 / 20 Hole Automatic Egg Box

- 产蛋箱长度：2440mm；
- 产蛋箱宽度：640mm；
- 产蛋箱穴位：16或者20；
- 蛋穴宽度30.5cm或者24.4cm；
- 每个产蛋鸡数：100-110只；
- 中间为矮隔板。
- Length of egg box:2440mm;
- Width of egg box:640mm;
- Egg box: 16 or 20;
- Egg cavity width 30.5cm or 24.4cm;
- Number of laying hens per layer:100-110;
- Low partition in the middle.



自动集蛋桌

Automatic Egg Collecting Table

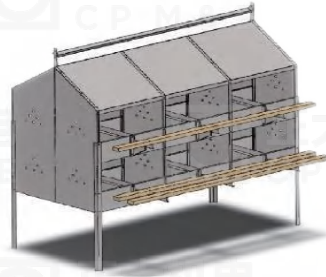
- 可人工集蛋也可与中央蛋线连接；
- 转速可调，可实现手动+自动控制，手动主要用于人工集蛋，自动可由中央蛋线控制器控制。
- Eggs can be collected manually or connected with the central egg line;
- The speed is adjustable, which can realize manual + automatic control. Manual is mainly used for manual egg collection, and automatic can be controlled by the central egg line controller.



24穴手动产蛋箱

24 Hole Manual Egg Box

- 耐腐蚀性强;
- 结构牢固;
- 木条踏板向上翻起后可关闭产蛋箱的使用;
- 墙板设有通风孔, 保证鸡只舒适的产蛋环境。
- strong corrosion resistance;
- firm structure;
- the use of the egg box can be closed after the wooden strip pedal is turned up;
- the wall panel is equipped with ventilation holes to ensure a comfortable laying environment for chickens.



种蛋分级系统设备

Breeding Egg Grading System Equipment



PSPC7HV用于种蛋处理, 可装载鸡蛋到孵化盘和30枚商品蛋盘。能够处理六角形的孵化盘和蜂窝式孵化盘, 例如杰姆斯威、鸡王等多种多样的蛋盘。鸡蛋轻柔地处理之后, 放置在孵化盘上, 品珍的气室调整准确率在99.7%。LCD控制面板包含报警状态指示和6位数的鸡蛋计数功能。PSPC7HV结构坚固, 由不锈钢材料制造。设备的关键部件易于每日的清洁和维护。

Pspc7hv is used for seed egg processing and can load eggs into incubation tray and 30 commercial egg trays. It can handle hexagonal incubation plates and honeycomb incubation plates, such as JAMESWAY, CHICKEN KING and other egg plates. After the eggs are gently processed and placed on the incubation plate, pinzhen's air chamber adjustment accuracy is 99.7%. The LCD control panel includes alarm status indication and 6-digit egg counting function. Pspc7hv has a solid structure and is made of stainless steel. The key components of the equipment are easy to clean and maintain every day.

喷雾主机

Spray Host

- 组装皮带轮驱动主机, 2.2kW, 工作压力30-60KG, 吸水量每分钟20升, 3HP西门子马达;
- 主机系统不锈钢底座及皮带轮不锈钢罩(固定系统用)。
- Belt pulley drive host imported, 2.2kW, working pressure 30-60kg, water absorption 20 liters per minute, 3HP Siemens motor;
- Stainless steel base of main engine system and stainless steel cover of belt pulley (for fixing system).



- 组装皮带轮驱动主机, 7.5kW, 工作压力30-60KG, 吸水量每分钟70-100升, 10HP西门子马达;
- 主机系统不锈钢底座及皮带轮不锈钢罩(固定系统用)。
- The belt pulley drive host imported is 7.5kW, the working pressure is 30-60kg, and the water absorption is 70-100l per minute, 10HP Siemens motor;
- Stainless steel base of main engine system and stainless steel cover of belt pulley (for fixing system).



- 进口直接泵, 吸水量每分钟5L, 压力30 - 150KG。
- Direct pump imported, with water absorption of 5L per minute and pressure of 30-150kg.



配件
Parts



- 3分紫铜管;
- 3分不锈钢管;
- PE管。
- 3-point copper pipe;
- 3-point stainless steel pipe;
- PE pipe.



- 过滤器（10寸）;
- 过滤芯（10寸）。
- Filter (10 inches);
- Filter element (10 inches).



- 10米高压缓震管。
- 10mhigh-pressure cushioning pipe.



- 3分单孔喷座;
- 3分双孔喷座;
- 3分L通;
- 3分三通;
- 3分阀接;
- 3分直立喷座;
- 3分杆开关。
- 3-point single hole nozzle seat;
- 3-point double orifice nozzle seat;
- 3-way l-pass;
- 3-way tee;
- 3-way valve connection;
- 3-point vertical spray seat;
- 3-pole switch.



- DEMA进水电磁阀，耐压150KG。
- Dema water inlet solenoid valve, pressure resistance 150kg.



- 每分钟流量100cc，水粒直径35-55微米（可选配过滤网）。
- With flow rate of 100cc per minute and water particle diameter of 35-55 microns (optional filter screen).

水暖风机
Water Heating Fan



外型尺寸 (mm) Dimensions(mm)	755x755x467
空气流量 (m³/h) Air Flow Rate (m³/h)	4300
热量 Heat	39kW
进风温度 Inlet Air Temperature	15°C
出风温度 Air Outlet Temperature	44°C
电功率 Electric Power	0.31kW
重量 Weight	90kg
迎风面积 Windward Area	0.47m²
散热面积 Heat Dissipation Area	21.46m²
翅片管数 Number of Finned Tubes	26
出口风速 Outlet Wind Speed	3.11m/s
耗水量 Water Consumption	1690kg/h, 水流速0.91m/s, 水阻11kPa 1690kg/h, water flow rate 0.91m/s, water resistance 11kPa
噪音 Noise	65dB (A)
进出水管 Inlet and Outlet Pipes	R1" 1/4
进水温度 Inlet Water Temperature	90°C

燃气暖风炉

Gas Warm Air Furnace

- 产品型号：225/250;
- 直燃加热器;
- 燃烧类型：天然气/液化石油气;
- 加热功率：65.9kw/73.3kw;
- 点火模式：电子打火;
- 可供室内/室外两种安装方式选择。
- Model No.: 225/250;
- Direct-fired Heaters;
- Combustion Type : Natural gas/LPG;
- Heating Power: 65.9kw/73.3kw;
- Ignition Mode : electronic ignition;
- Available for indoor/outdoor installation.



现代孵化场工程

Modern Incubator Project

现代孵化场工程是集成孵化设备、自动化设备、孵化场环控及配套设备以及智能生产管理系统为主，通过智能装备、信息化管理、智能化生产为基本要素，构建起生产效率高、用工成本低、节能环保型的现代智能孵化场。

The modern incubator project is mainly to integrate incubation equipment, automation equipment, environmental control and supporting equipment of the incubator and intelligent production management system. Through intelligent equipment, information management and intelligent production as the basic elements, it will build a modern intelligent incubator with high production efficiency, low labor cost, energy conservation and environmental protection.



单阶段大箱体孵化设备
Single Stage Large Box Incubation Equipment



多阶段巷道孵化设备
Multi Stage Tunnel Incubation Equipment



巷道环流雏机
Tunnel Circulation Machine



疫苗孵化设备
Vaccine Incubation Equipment

标杆项目 Excellent Project



河南漯河300万蛋鸡全产业链项目（EPC）
3 Million Egg Chicken Full Industry Chain Project (EPC) in Luohe, Henan Province



山东潍坊360万蛋鸡全产业链项目（设备 EPC）
3.6 Million Egg Chicken Full Industry Chain Project (Equipment EPC) in Weifang, Shandong Province



兰考1500肉鸡养殖项目4#肉鸡场
1, 500 Broiler Breeding Project #4 Broiler Farm in Lankao, Henan Province