

CHAC

CQV2 Series Motor Protection Device

PRODUCT CATALOG



ZHEJIANG CHUANGQI ELECTRIC CO.,LTD.

WenzhouBase
No.18,ShahongRoad,BeibaixiangTown,YueqingCity,Wenzhou,ZhejiangProvince,China

JiaxingBase
No.61,ZhengyangWestRoad,XiuzhouDistrict,Jiaxing,ZhejiangProvince,China

0577-27878806
marketing@chac-en.com
www.chac-electric.com



LINKEDIN



WEBSITE

V2026.03-CHAC-MKT

CQV2 Series Motor Protection Device



Accessories

- CQV-AE: Instantaneous Auxiliary Contact.
- CQV-AN/AD/AM: Combination of Signal Contacts for trouble and short-circuit signals.
- CQV-AU/AX/AS: Under-voltage Disjoining Accessory.
- Circuit Shield: Protective cover offering IP55 degree of protection.

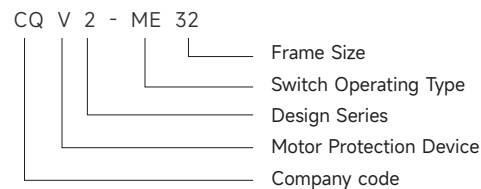
Product Features

- Comprehensive Motor Protection: Specifically designed for three-phase squirrel-cage asynchronous motors, providing overload, phase-failure, and short-circuit protection.
- Control and Isolation Functionality: Suitable for infrequent motor starting and control, and can also serve as a distribution line protection switch and isolator.
- Wide Applicability: Compatible with AC circuits up to 690V and rated currents up to 80A.
- Flexible Configuration: Supports various accessories (e.g., auxiliary contacts A01, A02, etc.), enhancing functionality and signal feedback capabilities.
- Multiple Model Options: Offers a range of trip unit rated currents (from 2.5A to 80A) to precisely match motors of different power ratings (0.75kW to 32kW).
- Clear Tripping Characteristics: Provides tripping characteristic curves that define trip times at different current multiples, ensuring predictable and reliable protection.
- Compact Design: Features specific external mounting dimensions for easy installation in distribution boxes.



Operating & Environmental Conditions

- Protection Target: Primarily for three-phase low-voltage asynchronous motors.
- Operating Frequency: Suitable for infrequent starting, control, and load switching operations.
- Ambient Temperature: Tripping characteristics are defined based on a reference temperature of 20°C.
- Accessory Placement: Accessories (e.g., auxiliary contacts) are typically mounted on the right side of the circuit breaker.

Type Designation



Technical Specifications

Product Model	Rated current (A)	Motor output (kW)	Setting Range(A)		Order Number	Packing parameters
			Thermal overload releases 	Instantaneous overcurrent releases 		
CQV2-ME32	0.16	0.04	0.1-0.16	1.9	CQV2-ME01	QTY:50PCS N.W:13.5KG G.W:15KG MEAS:48X27X19CM
	0.25	0.07	0.16-0.25	3.0	CQV2-ME02	
	0.4	0.09/0.12	0.25-0.4	4.8	CQV2-ME03	
	0.63	0.12/0.18	0.4-0.63	7.2	CQV2-ME04	
	1	0.25	0.63-1	12	CQV2-ME05	
	1.6	0.37/0.55	1-1.6	19	CQV2-ME06	
	2.5	0.75	1.6-2.5	30	CQV2-ME07	
	4.0	1.1/1.5	2.5-4	51	CQV2-ME08	
	6.3	2.2	4-6.3	78	CQV2-ME10	
	10	3/4	6-10	138	CQV2-ME14	
	14	4/6.5	9-14	170	CQV2-ME16	
	18	7/8	13-18	220	CQV2-ME20	
	23	8/10	17-23	320	CQV2-ME21	
	25	9/12	20-25	350	CQV2-ME22	
CQV2-ME80	32	15	24-32	420	CQV2-ME32	
	40	18.5	25-40	480	CQV2-ME40	QTY:30PCS N.W:23KG G.W:23.5KG MEAS:42X36X27.7CM
	63	28	40-63	720	CQV2-ME63	
	80	32	56-80	960	CQV2-ME80	

Accessories Description

CQV-AE: Instantaneous Auxiliary Contact.

CQV-AN/AD/AM: Combination of Signal Contacts for trouble and short-circuit signals.

Product Model	Accessory Name	Part Code	Contact Configuration	Mounting Position
CQV-AE	Instantaneous Auxiliary Contact	AE1	1NO or 1NC	Front
CQV-AE	Instantaneous Auxiliary Contact	AE11	1NO or 1NC	Front
CQV-AE	Instantaneous Auxiliary Contact	AE20	2NO	Front
CQV-AN (-AD-AM)	Trouble Signal Contact	AD1001	1NC (Fault)	Left
CQV-AN (-AD-AM)	Trouble Signal Contact	AD1010	1NO (Fault)	Left
CQV-AN (-AD-AM)	Instantaneous Auxiliary Contact	AM11	1NO + 1NC	Left

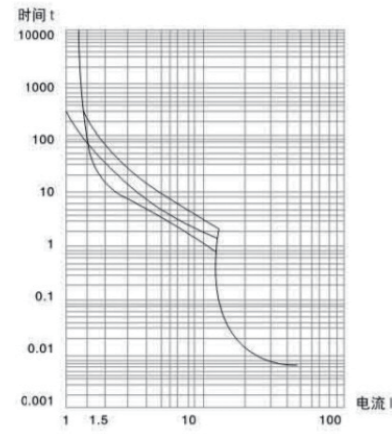
CQV-AU/AX/AS: Under-voltage Disjoining Accessory.

Product Model	Release Type	Part Code	Voltage	Operating Range
CQV2-AU (-AX-AS)	Undervoltage Release	AU225	220-240V AC	Operate: 0.85-1.1Ue; Trip: 0.35-0.7Ue
CQV2-AU (-AX-AS)	Undervoltage Release	AU385	380-415V AC	Operate: 0.85-1.1Ue; Trip: 0.35-0.7Ue
CQV2-AU (-AX-AS)	Shunt Release	AS115	220-240V AC	Operate: 0.75-1.1Ue; Trip: 0.2-0.75Ue
CQV2-AU (-AX-AS)	Shunt Release	AS225	220-240V AC	Operate: 0.75-1.1Ue; Trip: 0.2-0.75Ue
CQV2-AU (-AX-AS)	Shunt Release	AS385	220-240V AC	Operate: 0.75-1.1Ue; Trip: 0.2-0.75Ue

CQV2-MC02: Circuit Shield

Product Model	Application	Protection Type	Protection Rating	Packing Dimensions (cm)
CQV2-MC02	For CQV2 breakers with/without accessories (max 1/side)	Surface-mount, double-insulated, sealed cover	IP55	51 × 31.5 × 48.5

Tripping Characteristic Curve



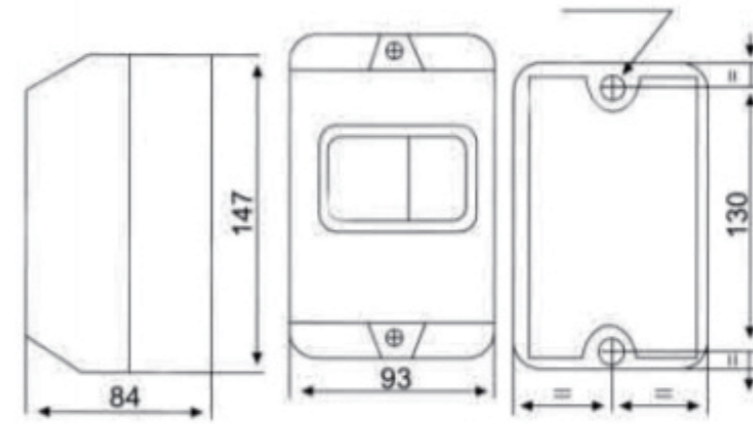
Tripping Characteristic Curve

Test condition: Ambient temperature 20°C

Curve parameters (based on multiples of setting current I_n):

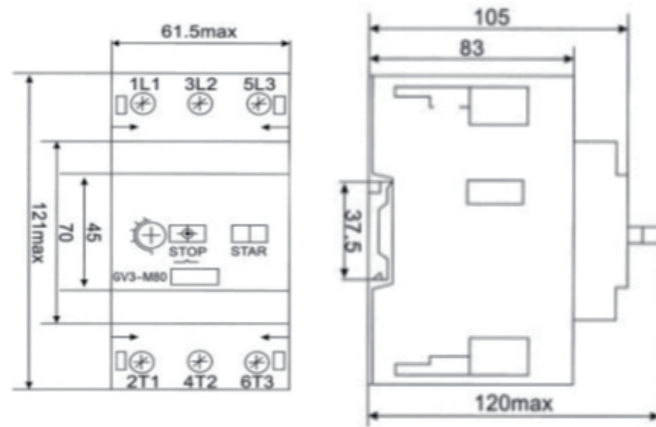
- (1) Starting from cold state, 3-pole
- (2) Starting from cold state, 2-pole
- (3) Starting from hot state, 3-pole

Circuit Shield



Dimensions (mm)

CQV2-ME



CQV-AU/AX/AS CQV-AN/AD/AM CQV-AE

