

# CHAC

## PXB6 Series Miniature Circuit Breaker

PRODUCT CATALOG



### ZHEJIANG CHUANGQI ELECTRIC CO.,LTD.

- Wenzhou Base  
No. 18, Shahong Road, Beibaixiang Town, Yueqing City, Wenzhou, Zhejiang Province, China
- Jiaxing Base  
No. 61, Zhengyang West Road, Xiuzhou District, Jiaxing, Zhejiang Province, China
- 0577-27878806
- marketing@chac-en.com
- www.chac-electric.com



LINKEDIN



WEBSITE

V2026.04-CHAC-MKT

# PXB6-63

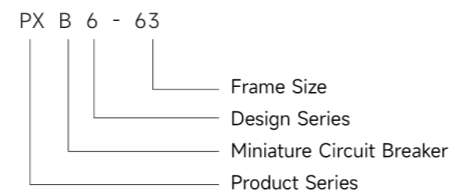
## Miniature Circuit Breaker



### Product Features

- High interruption rating capabilities
- Overload & short circuit protection
- Positive isolation
- Suitable for industrial, commercial, high-rise and civil residences circuit protection

### Type designation



### Technical Specifications

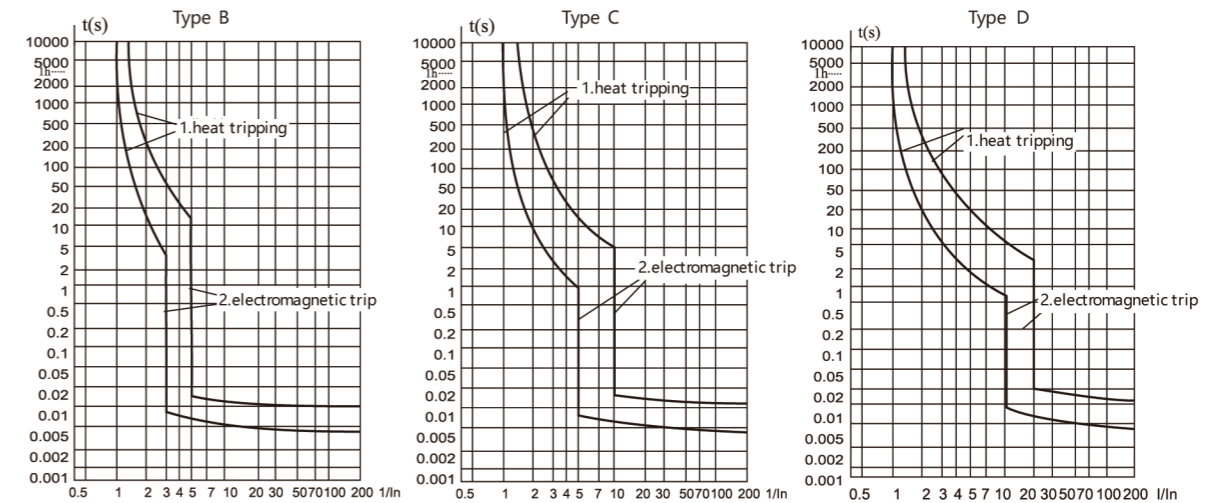
Parameter	
Rated Insulation Voltage (Ui)	500V
Rated Impulse Withstand Voltage (Uimp)	4000V
Rated Current (In)	6, 10, 16, 20, 25, 32, 40, 50, 63
Rated Frequency	50Hz / 60Hz
Number of Poles	1P, 2P, 3P, 4P
Rated Short-Circuit Breaking Capacity (Icu = Ics)	6000A
Mechanical Life	≥10000
Electrical Life	≥4000
Tripping curves	B, C, D
Terminal center distance	45mm
Protction Class	IP20
Standard	Version A: IEC60898 -1, GB/T10963 . 1; Version B: IEC60947-2
Certification	CCC

### Tripping Characteristics (Reference Temperature: 30°C)

Item	Tripping Curve	Test Current (A)	Initial Status	Time limit for tripping or non-tripping	Expected result	Remarks
a	B, C, D	1.13In	Cold	t ≤ 1h	Non-tripping	Current smoothly rises to specified value within 5s
b	B, C, D	1.45In	Following item a test	t < 1h	Tripping	
c	B, C, D	2.55In	Cold	1s < t < 60s (In ≤ 32A) 1s < t < 120s (In > 32A)	Tripping	
d	B	3In	Cold	t ≤ 0.1s	Non-tripping	Switch on the power supply by closing the auxiliary switch
	C	5In				
	D	10In				
e	B	5In	Cold	t < 0.1s	Tripping	Switch on the power supply by closing the auxiliary switch
	C	10In				
	D	20In				

Note: The term "cold" means that the test is carried out at a reference calibration temperature without load before the test.

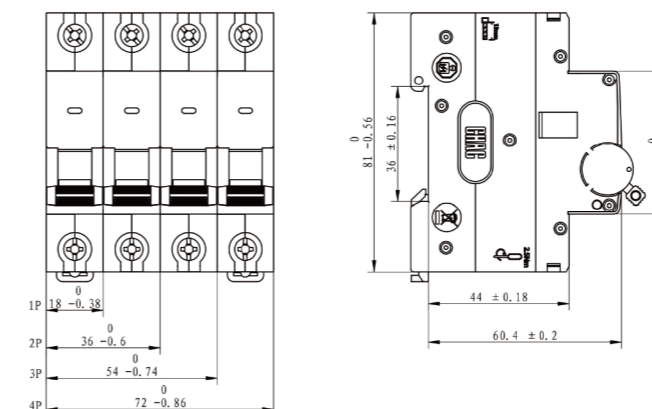
### Tripping curves



### Conductor requirements and cross section

Copper cross-section(mm <sup>2</sup> )	Rated current In(A)
1	In ≤ 6
1.5	6 < In ≤ 13
2.5	13 < In ≤ 20
4	20 < In ≤ 25
6	25 < In ≤ 32
10	32 < In ≤ 50
16	50 < In ≤ 63

### Dimensions(mm)



### Ordering Specification

Please specify the following when ordering:

- 1.Product Model: PXB6-63
  - 2.Number of Poles: 1P, 2P, 3P, 4P
  - 3.Rated Current & Tripping Curve: [e.g., C/16A]
    - Tripping Curve (Type): B, C, D
    - Rated Current (In): 6, 10, 16, 20, 25, 32, 40, 50, 63A
  - 5.Quantity: [e.g., 100 pcs]
- Ordering Example:  
PXB6-63 2P C/16A 100 pcs

# PXB6-63 L/T

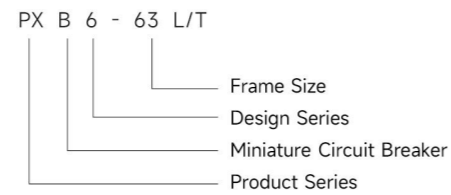
## Miniature Circuit Breaker



### Product Features

- High interruption rating capabilities
- Overload & short circuit protection
- Positive isolation
- Suitable for industrial, commercial, high-rise and civil residences circuit protection

### Type designation



### Technical Specifications

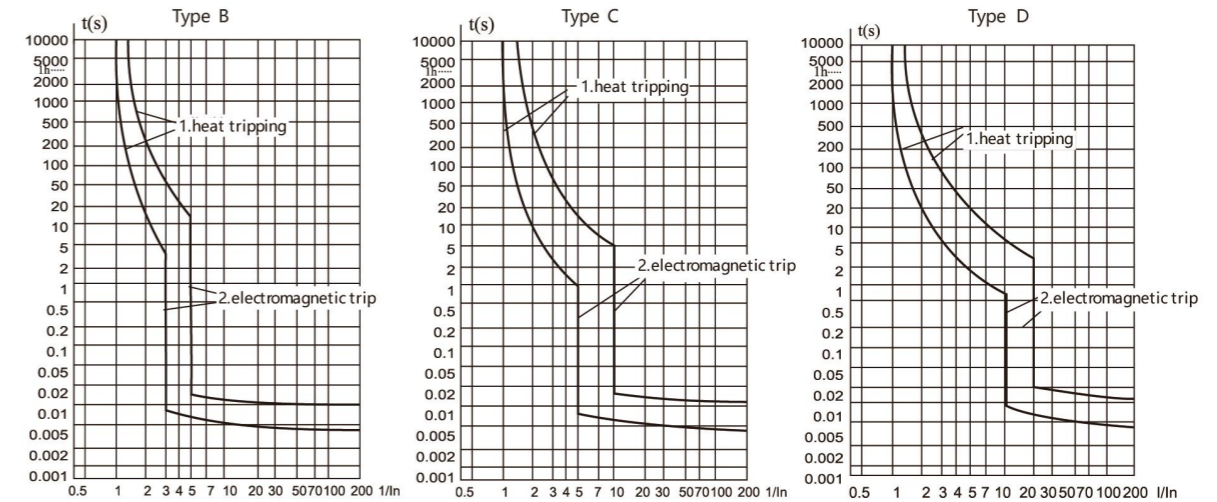
Parameter	
Rated Insulation Voltage (Ui)	500V
Rated Impulse Withstand Voltage (Uimp)	4000V
Rated Current (In)	6, 10, 16, 20, 25, 32, 40, 50, 63
Rated Frequency	50Hz / 60Hz
Number of Poles	1P, 2P, 3P, 4P
Rated Short-Circuit Breaking Capacity (Icu = Ics)	4500A
Mechanical Life	≥10000
Electrical Life	≥4000
Tripping curves	B, C, D
Terminal center distance	45mm
Protction Class	IP20
Standard	IEC60898 -1, GB/T10963 . 1
Certification	CCC

### Tripping Characteristics (Reference Temperature: 30°C)

Item	Tripping Curve	Test Current (A)	Initial Status	Time limit for tripping or non-tripping	Expected result	Remarks
a	B, C, D	1.13In	Cold	$t \leq 1h$	Non-tripping	Current smoothly rises to specified value within 5s
b	B, C, D	1.45In	Following item a test	$t < 1h$	Tripping	
c	B, C, D	2.55In	Cold	$1s < t < 60s$ ( $I_n \leq 32A$ ) $1s < t < 120s$ ( $I_n > 32A$ )	Tripping	
d	B	3In	Cold	$t \leq 0.1s$	Non-tripping	Switch on the power supply by closing the auxiliary switch
	C	5In				
e	D	10In	Cold	$t < 0.1s$	Tripping	Switch on the power supply by closing the auxiliary switch
	B	5In				
	C	10In				
	D	20In				

Note: The term "cold" means that the test is carried out at a reference calibration temperature without load before the test.

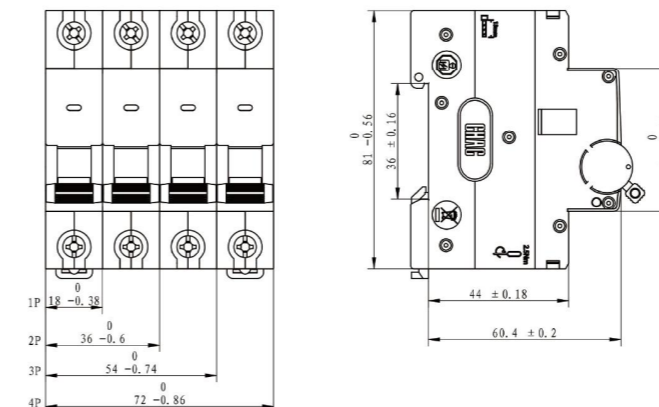
### Tripping curves



### Conductor requirements and cross section

Copper cross-section(mm <sup>2</sup> )	Rated current In(A)
1	In ≤ 6
1.5	6 < In ≤ 13
2.5	13 < In ≤ 20
4	20 < In ≤ 25
6	25 < In ≤ 32
10	32 < In ≤ 50
16	50 < In ≤ 63

### Dimensions(mm)



### Ordering Specification

Please specify the following when ordering:

- 1.Product Model: PXB6-63 L/T
- 2.Number of Poles: 1P, 2P, 3P, 4P
- 3.Rated Current & Tripping Curve: [e.g., C/16A]
  - Tripping Curve (Type): B, C, D
  - Rated Current (In): 6, 10, 16, 20, 25, 32, 40, 50, 63A
- 5.Quantity: [e.g., 100 pcs]

Ordering Example:

PXB6-63 L/T 2P C/16A 100 pcs

# PXB6M-63

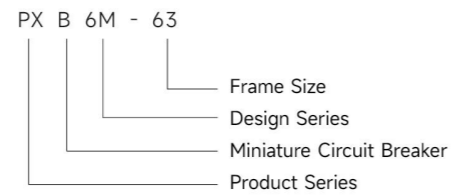
## Miniature Circuit Breaker



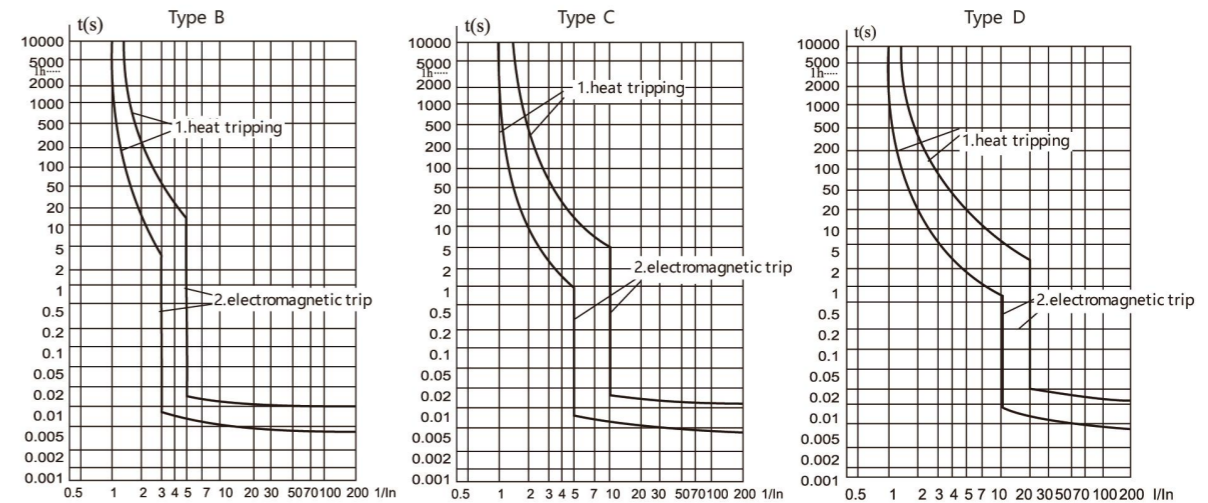
### Product Features

- Overload Protection - Reliably prevents damage from circuit overload.
- Short-Circuit Protection - Quickly interrupts short-circuit currents for safety.
- Isolation Protection - Provides positive isolation with clear ON/OFF indication.
- Suitable for terminal distribution in building, power, and infrastructure industries.

### Type designation



### Tripping curves



### Technical Specifications

Parameter	
Rated Insulation Voltage (Ui)	500V
Rated Impulse Withstand Voltage (Uimp)	4000V
Rated Current (In)	6, 10, 16, 20, 25, 32, 40, 50, 63
Rated Frequency	50Hz / 60Hz
Number of Poles	1P, 2P, 3P, 4P
Rated Short-Circuit Breaking Capacity (Icu = Ics)	6000A
Mechanical Life	≥10000
Electrical Life	≥4000
Tripping curves	B, C, D
Terminal center distance	45mm
Protection Class	IP20
Standard	IEC60898-1, GB/T10963.1
Certification	CCC

### Tripping Characteristics (Reference Temperature: 30°C)

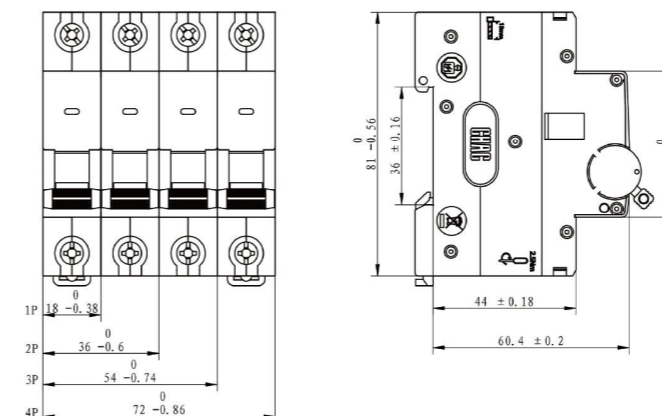
Item	Tripping Curve	Test Current (A)	Initial Status	Time limit for tripping or non-tripping	Expected result	Remarks
a	B, C, D	1.13In	Cold	$t \leq 1h$	Non-tripping	Current smoothly rises to specified value within 5s
b	B, C, D	1.45In	Following item a test	$t < 1h$	Tripping	
c	B, C, D	2.55In	Cold	$1s < t < 60s$ ( $I_n \leq 32A$ ) $1s < t < 120s$ ( $I_n > 32A$ )	Tripping	
d	B	3In	Cold	$t \leq 0.1s$	Non-tripping	Switch on the power supply by closing the auxiliary switch
	C	5In				
e	D	10In	Cold	$t < 0.1s$	Tripping	Switch on the power supply by closing the auxiliary switch
	B	5In				
	C	10In				
	D	20In				

Note: The term "cold" means that the test is carried out at a reference calibration temperature without load before the test.

### Conductor requirements and cross section

Copper cross-section(mm <sup>2</sup> )	Rated current In(A)
1	$I_n \leq 6$
1.5	$6 < I_n \leq 13$
2.5	$13 < I_n \leq 20$
4	$20 < I_n \leq 25$
6	$25 < I_n \leq 32$
10	$32 < I_n \leq 50$
16	$50 < I_n \leq 63$

### Dimensions(mm)



### Ordering Specification

Please specify the following when ordering:

- Product Model: PXB6M-63
- Number of Poles: 1P, 2P, 3P, 4P
- Rated Current & Tripping Curve: [e.g., C/16A]
  - Tripping Curve (Type): B, C, D
  - Rated Current (In): 6, 10, 16, 20, 25, 32, 40, 50, 63A
- Quantity: [e.g., 100 pcs]

Ordering Example:

PXB6M-63 2P C/16A 100 pcs

# PXB6H-63

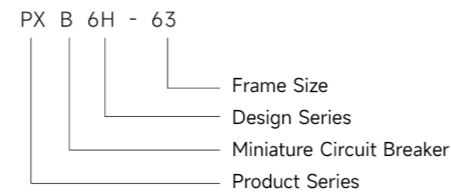
## Miniature Circuit Breaker



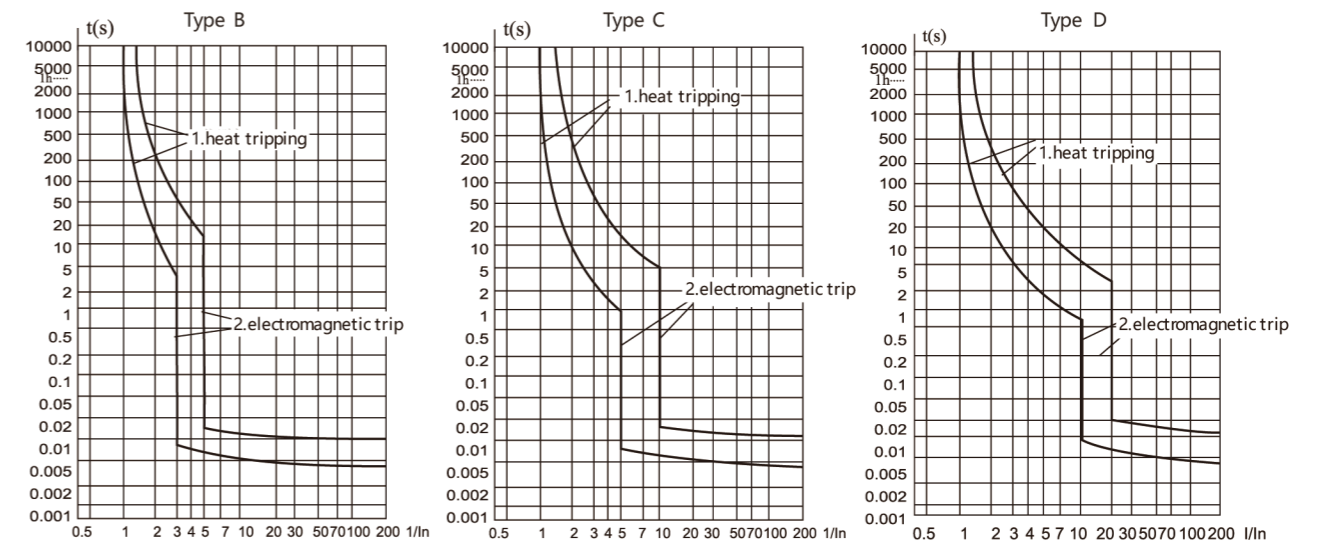
### Product Features

- High Breaking Capacity - Rated breaking capacity up to 10000A for severe faults.
- Overload and Short-Circuit Protection - Integrated protection enhances circuit reliability.
- Isolation Function - Safe isolation for easy maintenance.

### Type designation



### Tripping curves



### Technical Specifications

Parameter	
Rated Insulation Voltage (Ui)	500V
Rated Impulse Withstand Voltage (Uimp)	4000V
Rated Current (In)	6, 10, 16, 20, 25, 32, 40, 50, 63
Rated Frequency	50Hz / 60Hz
Number of Poles	1P, 2P, 3P, 4P
Rated Short-Circuit Breaking Capacity (Icu = Ics)	10000A
Mechanical Life	≥10000
Electrical Life	≥4000
Tripping curves	B, C, D
Terminal center distance	45mm
Protection Class	IP20
Standard	IEC60898 -1, GB/T10963 . 1
Certification	CCC

### Conductor requirements and cross section

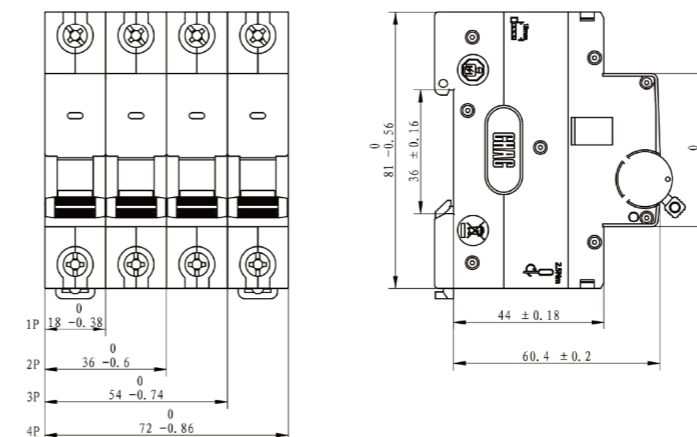
Copper cross-section(mm <sup>2</sup> )	Rated current In(A)
1	In≤6
1.5	6 < In≤13
2.5	13 < In≤20
4	20 < In≤25
6	25 < In≤32
10	32 < In≤50
16	50 < In≤63

### Tripping Characteristics (Reference Temperature: 30°C)

Item	Tripping Curve	Test Current (A)	Initial Status	Time limit for tripping or non-tripping	Expected result	Remarks
a	B, C, D	1.13In	Cold	t ≤ 1h	Non-tripping	Current smoothly rises to specified value within 5s
b	B, C, D	1.45In	Following item a test	t < 1h	Tripping	
c	B, C, D	2.55In	Cold	1s < t < 60s (In ≤ 32A) 1s < t < 120s (In > 32A)	Tripping	
d	B	3In	Cold	t ≤ 0.1s	Non-tripping	Switch on the power supply by closing the auxiliary switch
	C	5In				
	D	10In				
e	B	5In	Cold	t < 0.1s	Tripping	Switch on the power supply by closing the auxiliary switch
	C	10In				
	D	20In				

Note: The term "cold" means that the test is carried out at a reference calibration temperature without load before the test.

### Dimensions(mm)



### Ordering Specification

Please specify the following when ordering:

- 1.Product Model: PXB6H-63
- 2.Number of Poles: 1P, 2P, 3P, 4P
- 3.Rated Current & Tripping Curve: [e.g., C/16A]
  - Tripping Curve (Type): B, C, D
  - Rated Current (In): 6, 10, 16, 20, 25, 32, 40, 50, 63A
- 4.Quantity: [e.g., 100 pcs]

Ordering Example:

PXB6H-63 2P C/16A 100 pcs

# PXB6-125

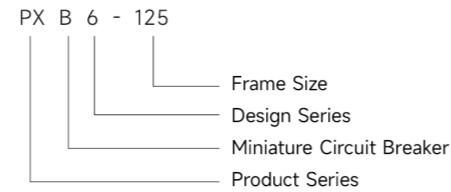
## Miniature Circuit Breaker



### Product Features

- High Rated Current - Rated current up to 125A for heavy-load applications.
- High Breaking Capacity - Ultimate breaking capacity of 12500A ensures reliability.
- Overload and Short-Circuit Protection - Comprehensive protection for distribution lines.
- Industrial and Commercial Use - Widely used in industrial and commercial settings.

### Type designation



### Technical Specifications

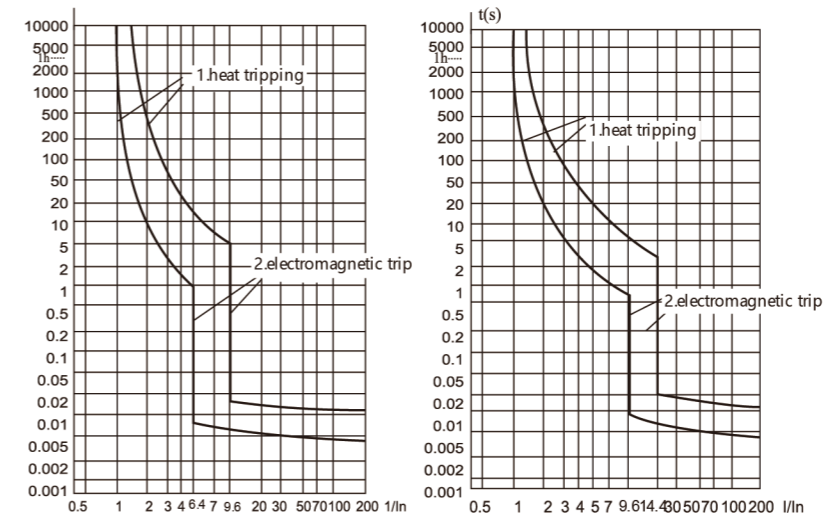
Parameter	
Rated Voltage (V)	230V(1P), 400V(2P, 3P, 4P)
Rated Impulse Withstand Voltage, Uimp (V)	6000V
Rated Current (A)	10, 16, 20, 25, 32, 40, 50, 63, 80, 100, 125A
Rated Frequency	50Hz
Number of Poles	1P, 2P, 3P, 4P
Rated Ultimate Short-Circuit Breaking Capacity, Icn (A)	12500A
Rated Service Short-Circuit Breaking Capacity, Ics (A)	7500A
Mechanical Life (operations)	≥10000
Electrical Life (operations)	≥4000
Tripping curves	C, D
Protection Class	IP20
Installation Category	II&III
Standard	IEC60898 -1, GB/T10963 . 1

### Tripping Characteristics (Reference Temperature: 30°C)

Item	Tripping Curve	Test Current (A)	Initial Status	Time limit for tripping or non-tripping	Expected result	Remarks
a	C, D	1.05In	Cold	1h(In≤63A) 2h(In>63A)	Non-tripping	Current smoothly rises to specified value within 5s
b	C, D	1.3In	Following item a test	1h(In≤63A) 2h(In>63A)	Tripping	
c	C, D	2In	Cold	1s<t<300s	Tripping	
d	C	8In×80%	Cold	t ≤ 0.2s	Non-tripping	Switch on the power supply by closing the auxiliary switch
	D	12In×80%				
e	C	8In×80%	Cold	t < 0.2s	Tripping	Switch on the power supply by closing the auxiliary switch
	D	12In×80%				

Note: The term "cold" means that the test is carried out at a reference calibration temperature without load before the test.

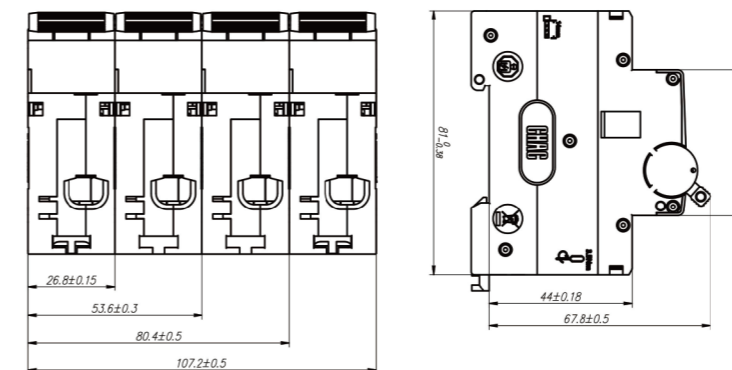
### Tripping curves



### Conductor requirements and cross section

Copper cross-section(mm <sup>2</sup> )	Rated current In(A)
1	In≤6
1.5	6 < In≤13
2.5	13 < In≤20
4	20 < In≤25
6	25 < In≤32
10	32 < In≤50
16	50 < In≤63
25	65 < In≤80
35	80 < In≤100
50	100 < In≤125

### Dimensions(mm)



### Ordering Specification

Please specify the following when ordering:

- 1.Product Model: PXB6-125
  - 2.Number of Poles: 1P, 2P, 3P, 4P
  - 3.Rated Current & Tripping Curve: e.g., C/32A
    - Tripping Curve (Type): C, D
    - Rated Current (In): 10A, 16A, 20A, 25A, 32A, 40A, 50A, 63A, 80A, 100A, 125A
  - 4.Quantity: e.g., 100 pcs
- Ordering Example:  
PXB6-125 3P D/63A 100 pcs

# PXB6DC-63

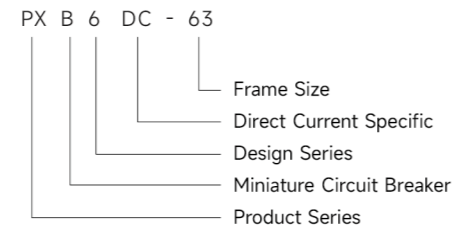
## DC Miniature Circuit Breaker



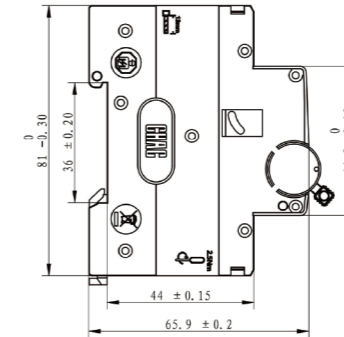
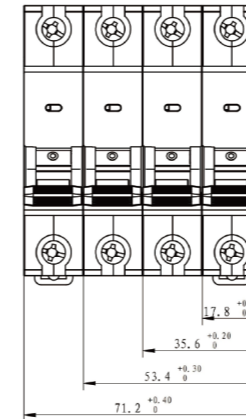
### Product Features

- Designed for 24V-250V DC systems, available in 1P & 2P.
- Breaking capacity up to 10kA for severe short-circuits.
- Mechanical life  $\geq 10,000$  operations, ideal for demanding applications like telecom cabinets.
- Complies with GB/T14048.2 & IEC60947-2, CCC certified.

### Type designation



### Dimensions(mm)



### Ordering Specification

Please specify the following when ordering:

- 1.Product Model: PXB6DC-63
  - 2.Number of Poles: 1P, 2P,
  - 3.Rated Current & Tripping Curve: [e.g., 16A]
    - Rated Current (In): 1, 1.6, 2, 2.5, 3, 4, 5, 6, 10, 13, 16, 20, 25, 32, 40, 50, 63A
  - 5.Quantity: [e.g., 100 pcs]
- Ordering Example:  
PXB6DC-63 2P 16A 100 pcs

### Technical Specifications

Parameter	
Rated Voltage (V)	1P DC24V/48V/80V/110V/125V 2P DC24V/48V/80V/110V/125V/160V/220V/250V
Rated Current (A)	1, 1.6, 2, 2.5, 3, 4, 5, 6, 10, 13, 16, 20, 25, 32, 40, 50, 63
Rated Insulation Voltage (Ui)	500V
Ultimate Breaking Capacity (Icu) (kA)	10
Service Breaking Capacity (Ics) (kA)	7.5
Mechanical Life (operations)	$\geq 10000$
Electrical Life (operations)	$\geq 1500$
Termination Capacity	$\leq 25\text{mm}^2$
Tightening Torque (N·m)	2.5
Protction Class	IP20
Standard	GB/T14048.2、IEC60947-2
Certification	CCC

### Tripping Characteristics (Reference Temperature: 30°C)

Item	Test Current (A)	Initial Status	Time limit for tripping or non-tripping	Expected result	Remarks
a	1.05In	Cold	$t \leq 1\text{h}$	Non-tripping	Current smoothly rises to specified value within 5s
b	1.3In	Following item a test	$t < 1\text{h}$	Tripping	
c	2.55In	Cold	$1\text{s} < t < 60\text{s}$ (In $\leq 32\text{A}$ ) $1\text{s} < t < 120\text{s}$ (In $> 32\text{A}$ )	Tripping	
d	4In、8In、12In ( $\pm 20\%$ )	Cold	$t \leq 0.2\text{s}$	Tripping	Circuit switched on by closing an auxiliary switch. Verifies rapid breaking capability.

Note: The term "cold" means that the test is carried out at a reference calibration temperature without load before the test.

# PXB6HDC-63

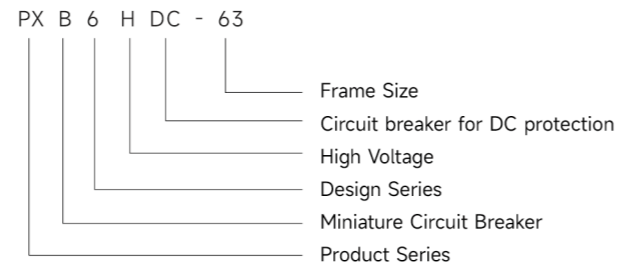
DC Miniature Circuit Breaker



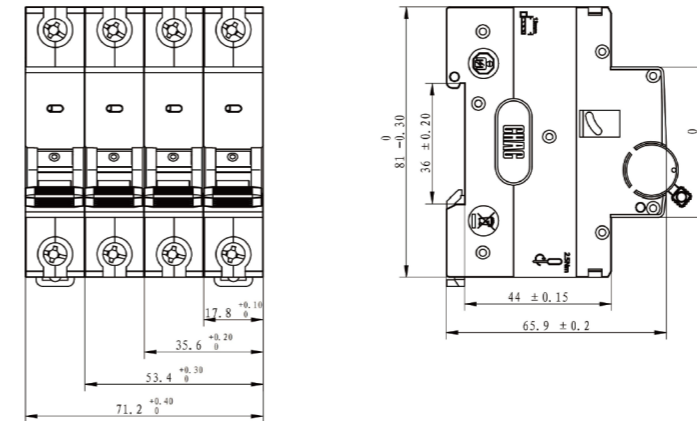
## Product Features

- DC Specialized - Specifically designed for DC circuits with a rated voltage up to 1000V.
- Wide Current Range - Comprehensive rated currents from 0.5A to 63A to meet diverse application needs.
- High Environmental Endurance - Operational temperature range from -25°C to +70°C, suitable for harsh conditions.

## Type designation



## Dimensions(mm)



## Ordering Specification

Please specify the following when ordering:

- 1.Product Model: PXB6HDC-63
- 2.Number of Poles: 1P, 2P, 3P, 4P
- 3.Rated Current : [e.g., 16A]
  - Rated Current (In): 1, 1.6, 2, 2.5, 3, 4, 5, 6, 8, 10, 13, 16, 20, 25, 32, 40, 50, 63A
- 5.Quantity: [e.g., 100 pcs]

Ordering Example:

PXB6HDC-63 2P 16A 100 pcs

## Technical Specifications

Parameter	
Rated Voltage (V)	1P DC250V、2P DC500V、3P DC750V、4P DC1000V
Rated Current (A)	1, 1.6, 2, 2.5, 3, 4, 5, 6, 8, 10, 13, 16, 20, 25, 32, 40, 50, 63
Rated Insulation Voltage (Ui)	1000V
Number of Poles	1P, 2P, 3P, 4P
Service Breaking Capacity (Ics) (kA)	6
Mechanical Life (operations)	≥ 10,000 operations
Electrical Life (operations)	≥ 1,500 operations (at rated conditions)
Termination Capacity	≤ 25mm <sup>2</sup>
Tightening Torque (N·m)	2.5
Protection Class	IP20
Operating Temperature	-25°C ~ +70°C
Standard	GB/T 14048.2、IEC60947-2

## Tripping Characteristics (Reference Temperature: 30°C)

Item	Test Current (A)	Initial Status	Time limit for tripping or non-tripping	Expected result	Remarks
a	1.05In	Cold	t ≤ 1h	Non-tripping	Current smoothly rises to specified value within 5s
b	1.3In	Following item a test	t < 1h	Tripping	
c	2.55In	Cold	1s < t < 60s (In ≤ 32A) 1s < t < 120s (In > 32A)	Tripping	
d	4In、8In、12In (±20%)	Cold	t ≤ 0.2s	Tripping	Circuit switched on by closing an auxiliary switch. Verifies rapid breaking capability.

Note: The term "cold" means that the test is carried out at a reference calibration temperature without load before the test.

# PXB6L-63

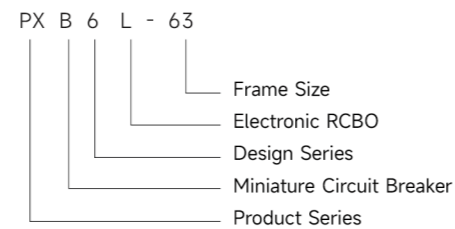
Residual Current Circuit Breaker with Overcurrent Protection - Electronic Type



## Product Features

- Earth Leakage Protection - Detects electric shock or leakage current and cuts off power rapidly.
- Overload Protection - Prevents equipment damage from circuit overload.
- Short-Circuit Protection - Responds to short-circuit faults for enhanced safety.
- Fast Response - Leakage tripping time  $\leq 0.1s$  to ensure personal safety.

## Type designation



## Technical Specifications

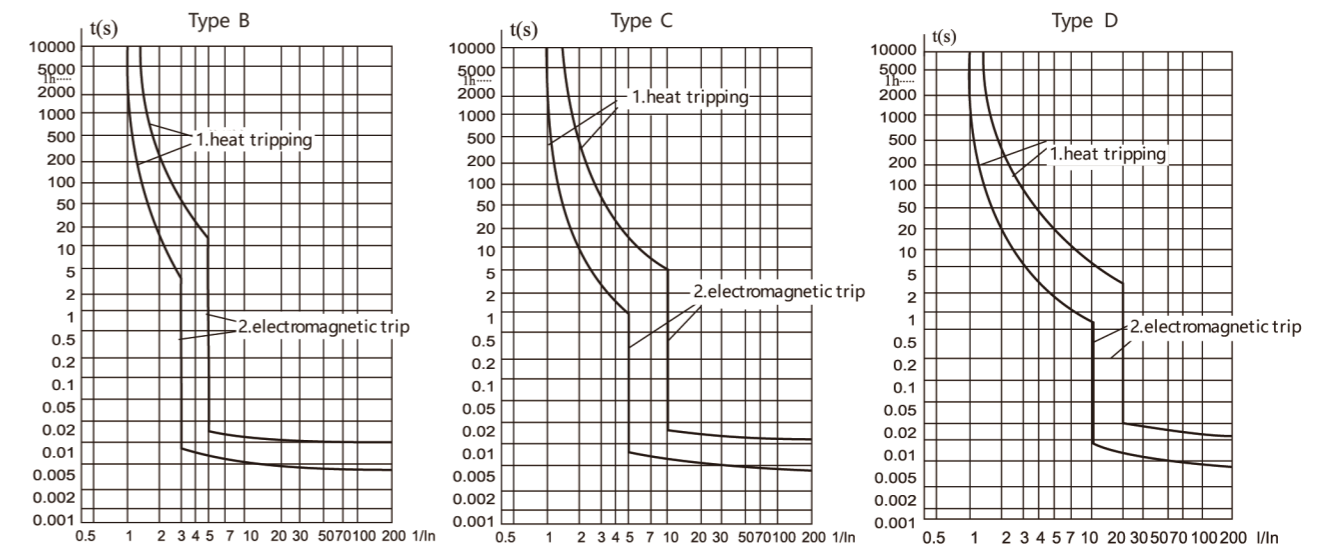
Parameter	
Rated Voltage (V)	230V-(1P+N)/400V-(3P+N)
Rated Current (A)	6、10、16、20、25、32、40、50、63
Number of Poles	1P+N、3P+N
Rated Short-Circuit Breaking Capacity Ics (A)	6000A
Rated Residual Operating Current $I\Delta n$ (mA)	30、50、100、300
Rated Residual Non-Operating Current $\Delta I\Delta n_0$ (mA)	0.5I $\Delta n$
Rated Residual Make and Break Capacity I $\Delta m$ (A)	2000A
Residual Current Tripping Threshold	$\leq 0.1s$
Residual Current Trip Type	AC Type、A Type
Mechanical Life	$\geq 15000$
Electrical Life	$\geq 10000$
Tripping curves	B、C、D
Pollution Degree	2
Protection Class	IP 20
Installation Category	III
Standards	IEC61009-1, GB/T16917.1
Certification	CCC

## Tripping Characteristics (Reference Temperature: 30°C)

Item	Tripping Curve	Test Current (A)	Initial Status	Time limit for tripping or non-tripping	Expected result	Remarks
Delay	$\leq 63$	Cold	1.13I $n$	$\leq 1h$	Non-tripping	
Delay	$\leq 63$	Following previous test	1.45I $n$	$< 1h$	Tripping	Current smoothly rises to specified value in 5s
Delay	$\leq 32$	Cold	2.55I $n$	1<t<60s	Tripping	
Delay	>32	Cold	2.55I $n$	1<t<120s	Tripping	
Instantaneous	Any value	Cold	3、5、10I $n$	$\leq 0.1s$	Non-tripping	B、C、D
Instantaneous	Any value	Cold	5、10、20I $n$	$< 0.1s$	Tripping	B、C、D

Note: The term "cold" means that the test is carried out at a reference calibration temperature without load before the test.

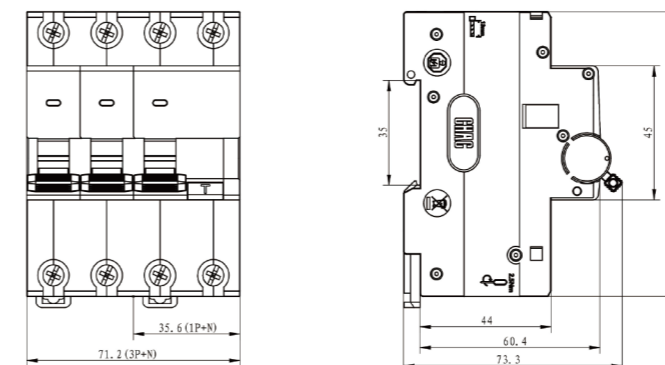
## Tripping curves



## Conductor requirements and cross section

Copper cross-section(mm <sup>2</sup> )	Rated current I $n$ (A)
1	I $n$ $\leq 6$
1.5	6 < I $n$ $\leq 13$
2.5	13 < I $n$ $\leq 20$
4	20 < I $n$ $\leq 25$
6	25 < I $n$ $\leq 32$
10	32 < I $n$ $\leq 50$
16	50 < I $n$ $\leq 63$

## Dimensions(mm)



## Ordering Specification

Please specify the following when ordering:

- 1.Product Model: PXB6L-63
- 2.Number of Poles: 1P+N, 3P+N
- 3.Rated Current & Tripping Curve: e.g., C/25A
  - Tripping Curve (Type): B, C, D
  - Rated Current (I $n$ ): 6A, 10A, 16A, 20A, 25A, 32A, 40A, 50A, 63A
- 4.Residual Current Operation:
  - Residual Current Type: AC, A
  - Rated Residual Operating Current (I $\Delta n$ ): 30mA, 50mA, 100mA, 300mA
- Quantity: e.g., 100 pcs
- 5.Ordering Example: PXB6L-63 1P+N C/25A 30mA AC 100 pcs

# PXL6a-100

Electromagnetic Residual Current Operated Circuit Breaker



### Product Features

- High-Current Range: Industrial-grade with multiple high-rated current options up to 100A.
- Strong Protection: Powerful 6kA short-circuit breaking capacity for severe fault conditions.
- Rugged & Reliable: High mechanical life for demanding and frequent operation.
- System Flexibility: Available in 2P and 4P configurations for single or three-phase systems.

### Type designation



### Technical Specifications

Parameter	
Rated Voltage	230V AC(1P+N);400V AC(3P+N)
Rated Current (A)	25A、40A、63A、80A、100A
Rated Residual Operating Current	0.03A、0.1A、0.3A
Rated Residual Non-Operating Current	0.5I $\Delta$ n
Type of Residual Current (with DC component)	AC type、A type(I $\Delta$ n=25、40、63A)
Number of Poles	2P、4P
Rated Conditional Short-Circuit Current	6000A
Rated Conditional Residual Short-Circuit Current	6000A
Rated Making and Breaking Capacity	500A (I $\Delta$ n=25、40A) ; 10I $\Delta$ n (63、80、100A)
Rated Residual Making and Breaking Capacity	500A (I $\Delta$ n=25、40A) ; 10I $\Delta$ n (63、80、100A)
Tightening Torque	(2.5 - 3.0) N.m
Protction Class	IP20
Pollution Degree	2
Installation Category	II
Standards	GB 16916.1, IEC61008-1

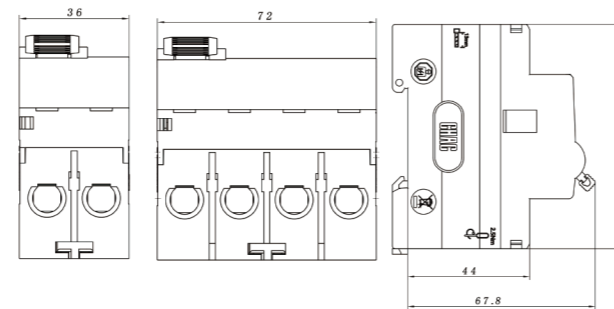
### Operating time (for residual current devices)

I $\Delta$ n (A)	I $\Delta$ n (A)	Breaking time when the residual current equals the following values (s)					
		I $\Delta$ n	2I $\Delta$ n	5I $\Delta$ n	5A、10A、20A、50A、100A、200A	I $\Delta$ t	I $\Delta$ t
25~100A	0.03、0.1、0.3	0.1	0.05	0.04	0.04	0.04	0.04

### Mechanical endurance&Electrical endurance

I $\Delta$ n (A)	Number of operating cycles		Operating frequency (cycles per hour)
	Number of on-load operating cycles	Number of no-load operating cycles	
25A	2000	2000	240
40A、63A、80A、100A	2000	1000	120

### Dimensions(mm)



# PXD6-125

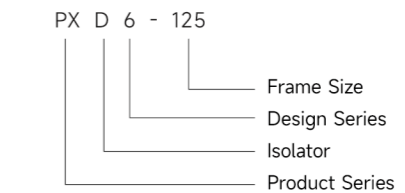
DSL Isolator



### Product Features

- Electrical Isolation - Provides safe isolation with clear ON/OFF position indication.
- High Short-Time Withstand Current - Rated short-time withstand current of 12Ie for strong fault resistance.
- Main Switch Application - Suitable as a main switch in terminal assembly devices.

### Type designation



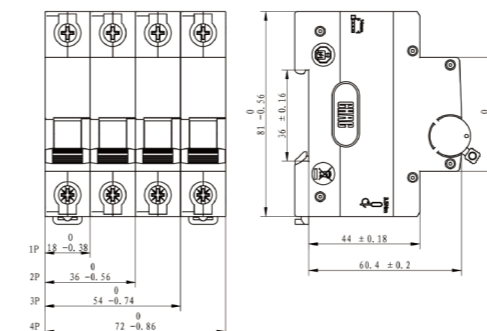
### Technical Specifications

Parameter	
Rated Insulation Voltage Ui (V)	500V
Rated Operational Voltage Ue (V)	230V/400(1P), 400V(2P、3P、4P)
Rated Operational Current Ie (A)	25A、32A、40A、50A、63A、80A、100A、125A
Number of Poles	1P、2P、3P、4P
Rated Short-Time Withstand Current Icw	12Ie (t=1s)
Rated Short-Circuit Making Capacity Icm	20Ie (t=0.05s)
Rated Impulse Withstand Voltage Uimp	(1.2 / 50 $\mu$ s、2000m) 4000V
Rated Making and Breaking Capacity	3Ie、1.05Ue、cos $\phi$ =0.65
Mechanical Life	$\geq$ 8500
Electrical Life	$\geq$ 1500
Standard	IEC60947-3, GB/T 14048.3
Certification	CCC

### Conductor requirements and cross section

Copper cross-section(mm <sup>2</sup> )	Rated current I $\Delta$ (A)
6	32A
10	40A
10	50A
16	63A
25	80A
35	100A
50	125A

### Dimensions(mm)



### Ordering Specification

Please specify the following when ordering:

- 1.Product Model: PXD6-125
- 2.Number of Poles: 1P, 2P, 3P, 4P
- 3.Rated Current : [e.g., C/16A]
  - Rated Current (I $\Delta$ ): 25A、32A、40A、50A、63A、80A、100A、125A
- 4.Quantity: [e.g., 100 pcs]

Ordering Example:

PXD6-125 2P C/125A 100 pcs

## PXB6-OF

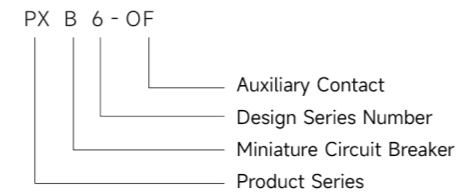
### Auxiliary Contact



#### Product Features

- Remote Signal Indication - Mounts with the circuit breaker to provide remote ON/OFF status signals.
- AC/DC Compatibility - Suitable for AC 230V or DC 110V circuits.
- High Mechanical Life - Mechanical life  $\geq 10,000$  operations for durability.
- Plug-and-Play - Easy installation with seamless integration into CQB6 breakers.

#### Type designation



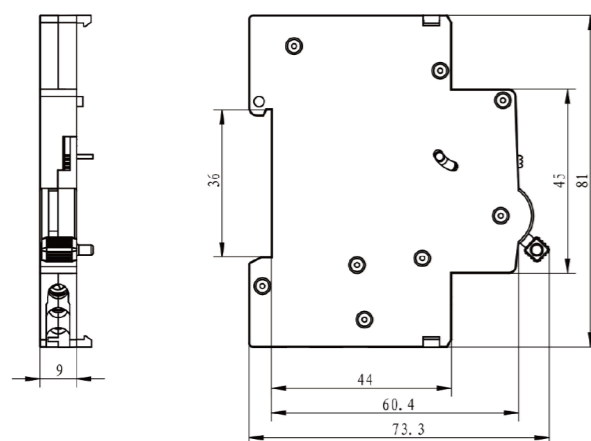
#### Technical Specifications

Parameter		
AC-15	Rated Operational Voltage	AC 230V 50Hz
	Rated operating current	6A
DC-13	Rated Operational Voltage	DC110V
	Rated operating current	1A
Mechanical Life	10000	
Standards	IEC 60947-5-1	

#### Conductor requirements and cross section

Copper cross-section(mm <sup>2</sup> )
0.5-2.5

#### Dimensions(mm)



#### Ordering Specification

Please specify the following when ordering:

- Product Model: PXB6-OF
- Quantity: [e.g.: 100 pcs]

Ordering Example:

PXB6-OF 100 pcs

## PXB6-SD

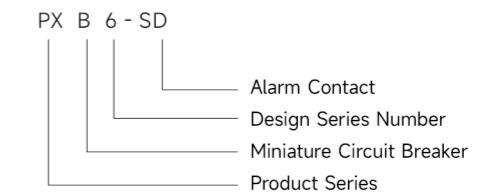
### Alarm Contact



#### Product Features

- Fault Alarm Function - Sends remote alarm signals upon circuit breaker fault tripping.
- Remote Indication - Provides visual or electrical alerts for easy monitoring.
- High Compatibility - Designed specifically for CQB6 series to ensure compatibility.
- Long-Life Design - Long mechanical life suitable for frequent use scenarios.

#### Type designation



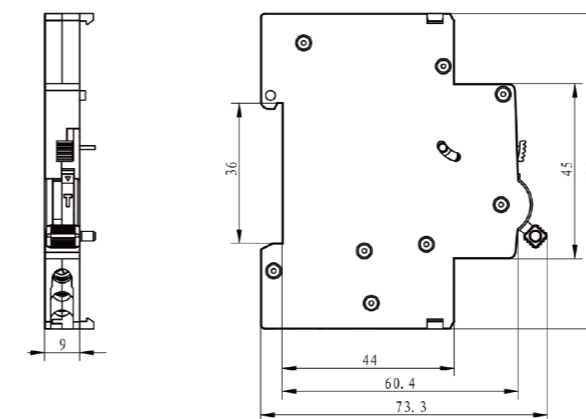
#### Technical Specifications

Parameter		
AC-15	Rated Operational Voltage	AC 230V 50Hz
	Rated operating current	6A
DC-13	Rated Operational Voltage	DC110V
	Rated operating current	1A
Mechanical Life	10000	
Standards	IEC 60947-5-1	

#### Conductor requirements and cross section

Copper cross-section(mm <sup>2</sup> )
0.5-2.5

#### Dimensions(mm)



#### Ordering Specification

Please specify the following when ordering:

- Product Model: PXB6-SD
- Quantity: [e.g.: 100 pcs]

Ordering Example:

PXB6-SD 100 pcs

## PXB6-MV MN

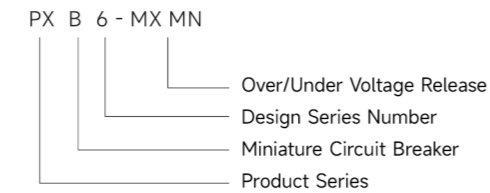
Over/Under Voltage Release



### Product Features

- Remote Tripping Control - Enables remote breaker tripping by applying voltage.
- Fast Response - Quick action ensures timely protection.
- Wide Voltage Range - Broad operating voltage range for various environments.
- Safety System Integration - Suitable for automated safety control systems.

### Type designation



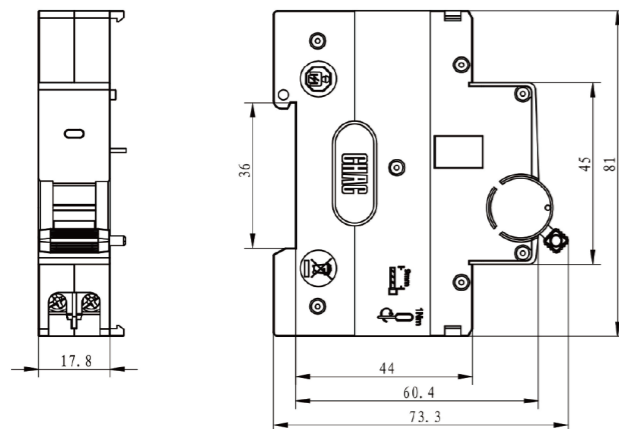
### Technical Specifications

Parameter	
Rated Operational Voltage (V)	AC 230V 50Hz
Rated Insulation Voltage (V)	415V
Operating Characteristics	Maintains long-term circuit breaker operation at voltages between 175V - 255V. Trips at voltages $\geq 265\pm 10V$ (Over-Voltage) Trips at voltages $\leq 165\pm 10V$ (Under-Voltage)
Electrical life	4,000
Standards	IEC 60947-5-1

### Conductor requirements and cross section

Copper cross-section(mm <sup>2</sup> )
0.5-2.5

### Dimensions(mm)



### Ordering Specification

Please specify the following when ordering:

- Product Model: PXB6-MV MN
- Quantity: [e.g.: 100 pcs]

Ordering Example:

PXB6-MV MN 100 pcs

## PXB6-MX


Shunt Release



### Product Features

- Over-Voltage Protection - Monitors voltage and trips automatically when over-voltage ( $\geq 265V\pm 10V$ ).
- Under-Voltage Protection - Trips automatically under under-voltage ( $\leq 165V\pm 10V$ ) to protect equipment.
- Auto-Recovery - Automatically resets when voltage normalizes, reducing manual intervention.
- Wide Operating Range - Normal operating voltage range of 175V-255V for high stability.

### Type designation



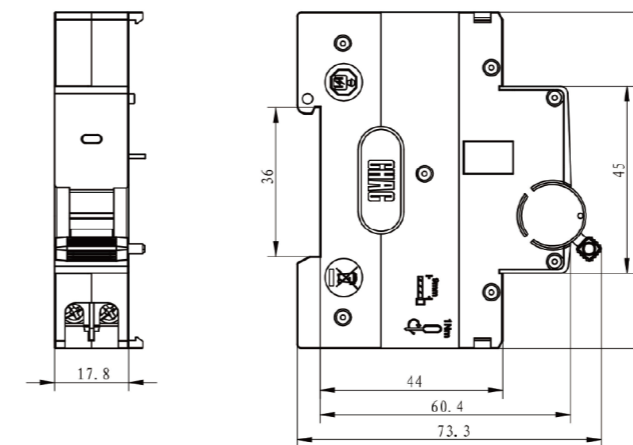
### Technical Specifications

Parameter	
Rated operational voltage Us	AC 230V50Hz
Rated insulation voltage Ui	415V
Operating characteristics	The release unit can operate reliably within (70% to 110%) of Us
Electrical life	4000 operations
Complies with standards	IEC60947-5-1

### Conductor requirements and cross section

Copper cross-section(mm <sup>2</sup> )
0.5-2.5

### Dimensions(mm)



### Ordering Specification

Please specify the following when ordering:

- Product Model: PXB6-MX
- Quantity: [e.g.: 100 pcs]

Ordering Example:

PXB6-MX 100 pcs