



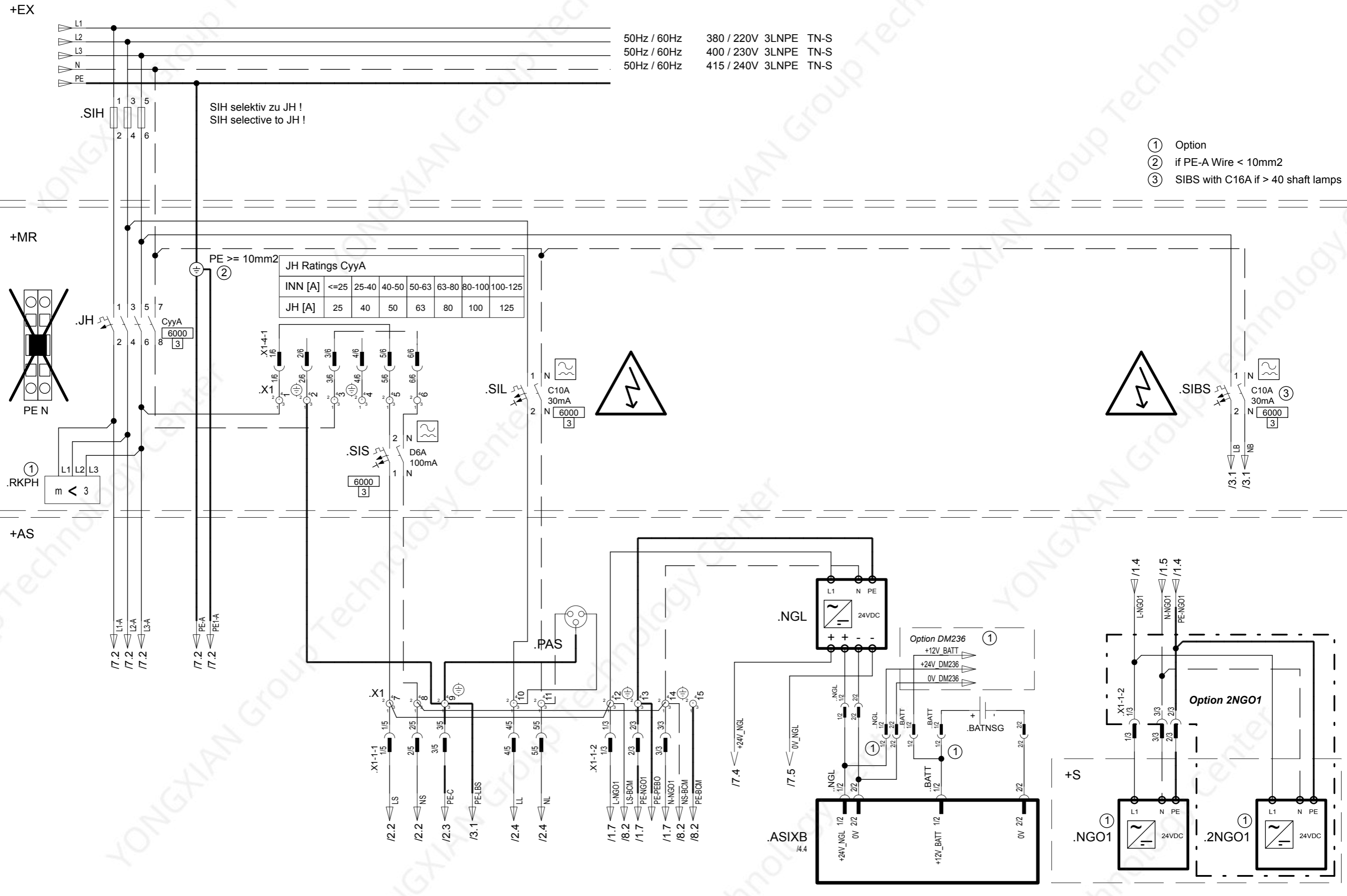
**涌现集团**  
YONGXIAN GROUP

# Schindler 5500

Electrical Schematic Diagrams

SCH-ES-1089335\_20130314-2025-0029

Format\_A3E



ProjAe: 1089335  
Plot-Date: 14.03.2013

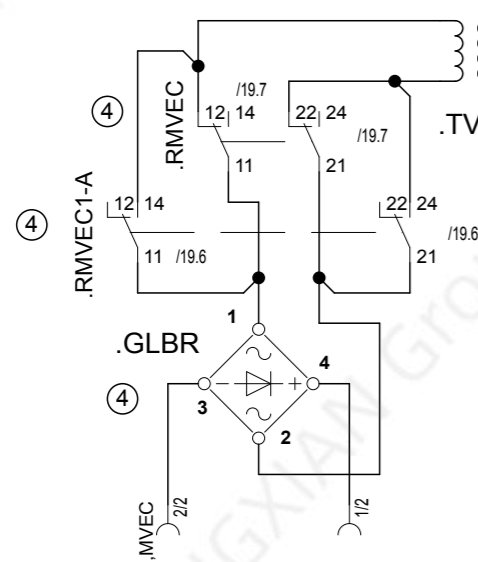
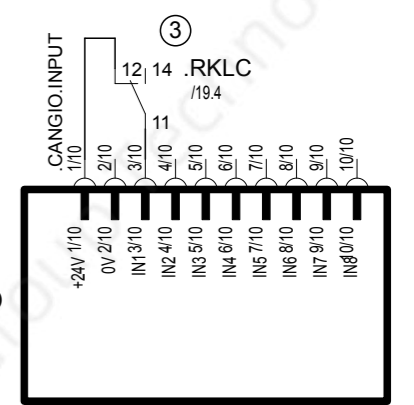
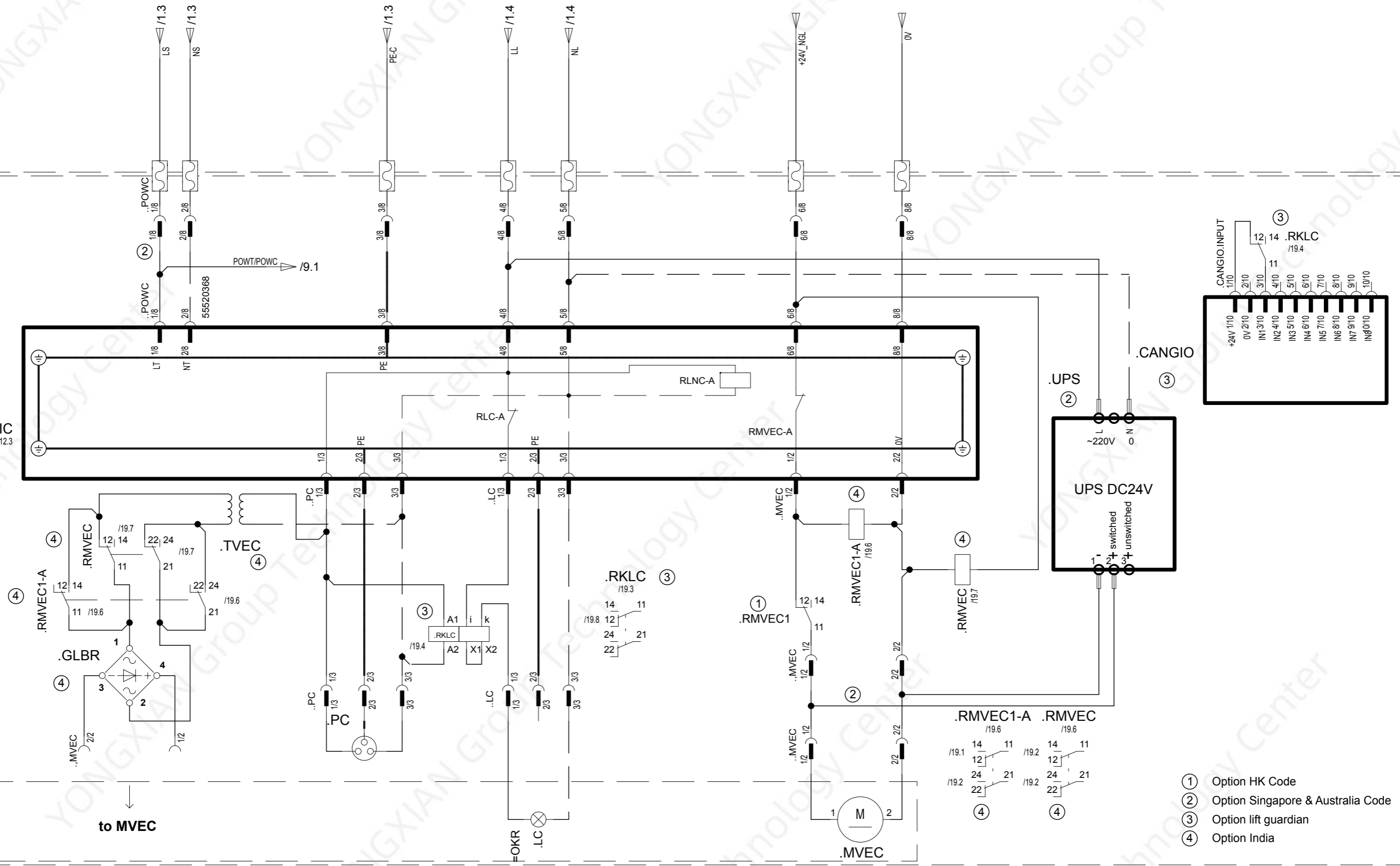
ECAD

Schindler El. Ltd. CH-6600 Locarno	Modification	Ae 0	Ae 4	Ae 5	Ae 6	Ae 7	Ae 8	Archive No.	11220	Created	14.03.2013	skyline	Commission	1089335	0000001109	Location	Inst.	=L1	No. pages	27	Format	A3
	KA-No.	155451	155534	155549	155583	155630	155625	Replaces / Mod.		Checked	12-05-01	ferreite	Haupt Speisung			Lead Office			Page	1	Lang.	EN
	Date	10-01-29	11-05-01	11-09-01	11-12-23	12-05-01	12-05-01	Basis drawing	S 274 901.8 P11	Norms check.	12-05-01	achermppe	Main Supply			LO1	CS 1089335					

+AS

+OKR

.CANIC /12.3



- ① Option HK Code
- ② Option Singapore & Australia Code
- ③ Option lift guardian
- ④ Option India

1089335  
Plot-Date: 14.03.2013

ECAD

Schindler El. Ltd. CH-6600 Locarno	Modification	Ae 0	Ae 4	Ae 5	Ae 6	Ae 7	Ae 8	Archive No.	11220	Created	14.03.2013	skyline	Commission	1089335	0000001109	Location	Inst.	=L1	No. pages	27	Format	A3
	KA-No.	155451	155534	155549	155583	155630	155625	Replaces / Mod.		Checked	12-05-01	ferreite	Speisung Kabine			Lead Office			Page		Lang.	
	Date	10-01-29	11-05-01	11-09-01	11-12-23	12-05-01	12-05-01	Basis drawing	S 274 901.8 P19	Norms check.	12-05-01	achermp	Power supply car			LO1	CS 1089335		2		EN	

+AS  
+MR

+S

up to HQ 90m

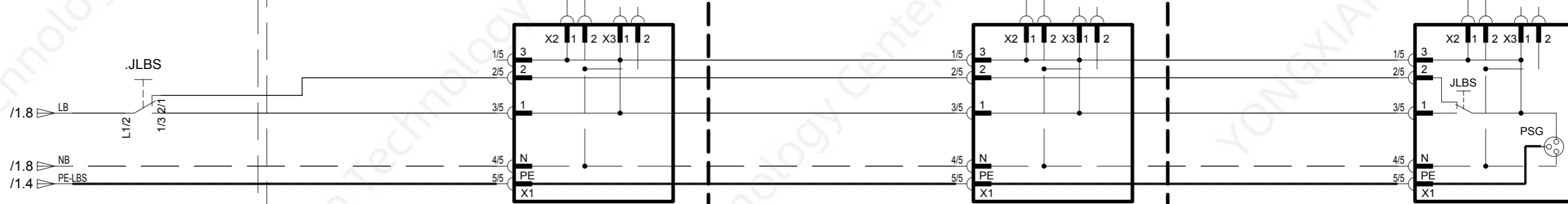
up to HQ 60m

up to HQ 30m

Maximum 14 lamps

Maximum 14 lamps

Maximum 14 lamps



Cross section of wiring:  
HQ 90m 2.5mm<sup>2</sup>

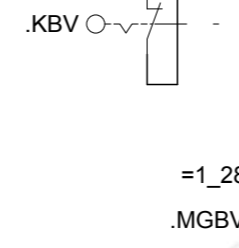
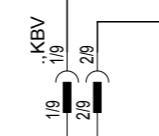
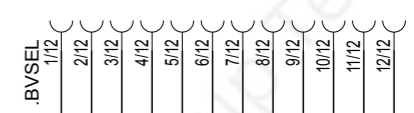
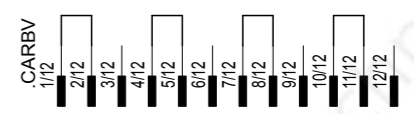
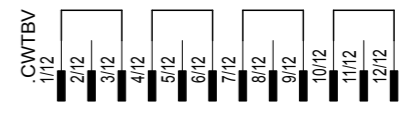
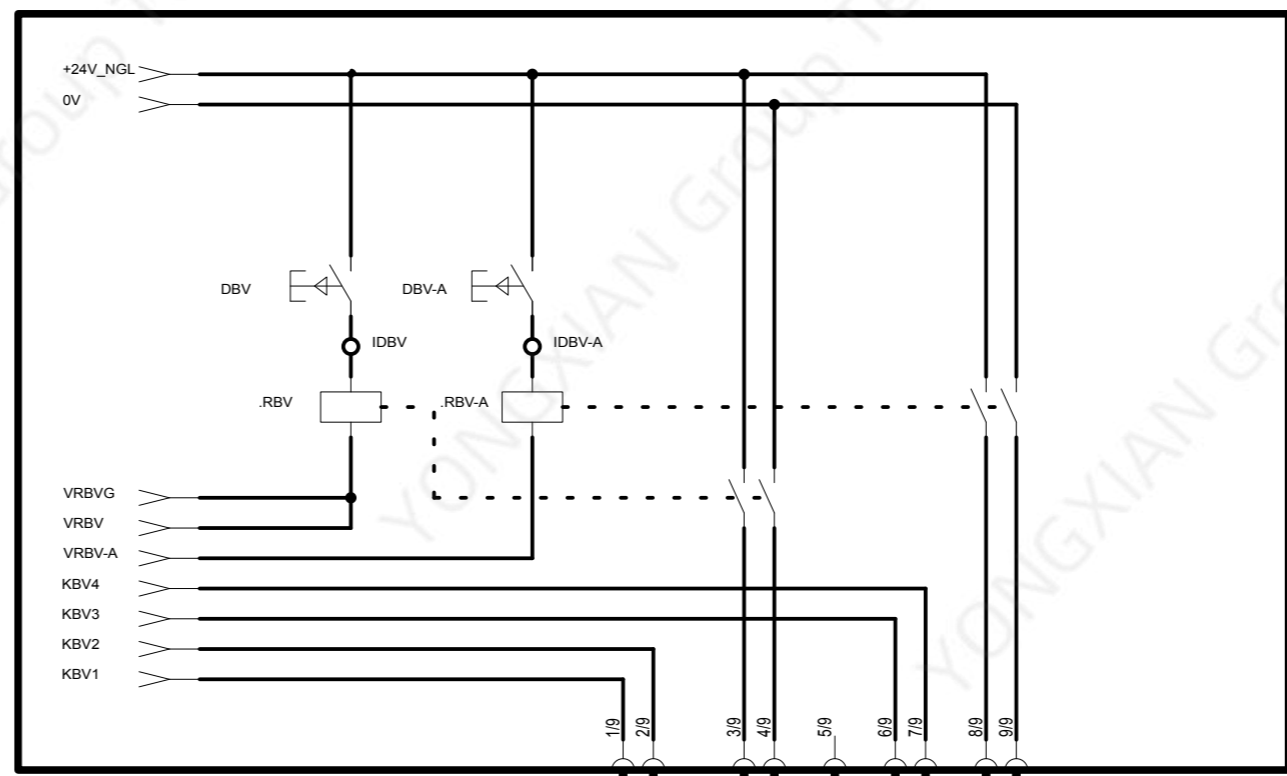
Cross section of wiring:  
HQ 60m 1.5mm<sup>2</sup> or 2.5mm<sup>2</sup>  
HQ 90m 4mm<sup>2</sup>

Cross section of wiring:  
HQ 30m 1.5mm<sup>2</sup>  
HQ 60m 2.5mm<sup>2</sup>  
HQ 90m 4mm<sup>2</sup>

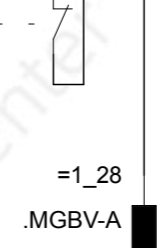
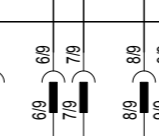
Schindler El. Ltd. CH-6600 Locarno	Modification	Ae 0	Ae 4	Ae 5	Ae 6	Ae 7	Ae 8	Archive No.	11220	Created	14.03.2013	skyline	Commission	1089335	0000001109	Location	Inst.	=L1	No. pages	27	Format	A3
	KA-No.	155451	155534	155549	155583	155630	155625	Replaces / Mod.		Checked	12-05-01	ferreite	Lampe Beleuchtung Schacht Lamp Lighting Hoistway		Lead Office	LO1	CS 1089335	Page	3	Lang.	EN	
	Date	10-01-29	11-05-01	11-09-01	11-12-23	12-05-01	12-05-01	Basis drawing	S 274 901.8 P22	Norms check.	12-05-01	achermpe	CO MX									

+AS

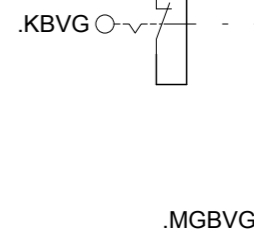
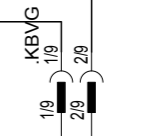
.ASIXB  
/1.5  
/5.1



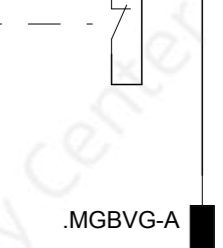
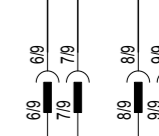
=1\_28  
.MGBV



=1\_28  
.MGBV-A



.MGBVG



.MGBVG-A

+S

1089335  
ProjAe:  
Plot-Date: 14.03.2013

ECAD

Schindler El. Ltd. CH-6600 Locarno	Modification	Ae 0	Ae 4	Ae 5	Ae 6	Ae 7	Ae 8	Archive No.	11220	Created	14.03.2013	skyline	Commission	1089335	0000001109	Location	Inst.	=L1	No. pages	27	Format	A3
	KA-No.	155451	155534	155549	155583	155630	155625	Replaces / Mod.		Checked	12-05-01	ferreite	Kontakt Begrenzer Geschwindigkeit Contact Speed Governor		Lead Office			Page	4	Lang.	EN	
	Date	10-01-29	11-05-01	11-09-01	11-12-23	12-05-01	12-05-01	Basis drawing	S 274 901.8 P23	Norms check.	12-05-01	achermpe	CO MX 2 x GBP									





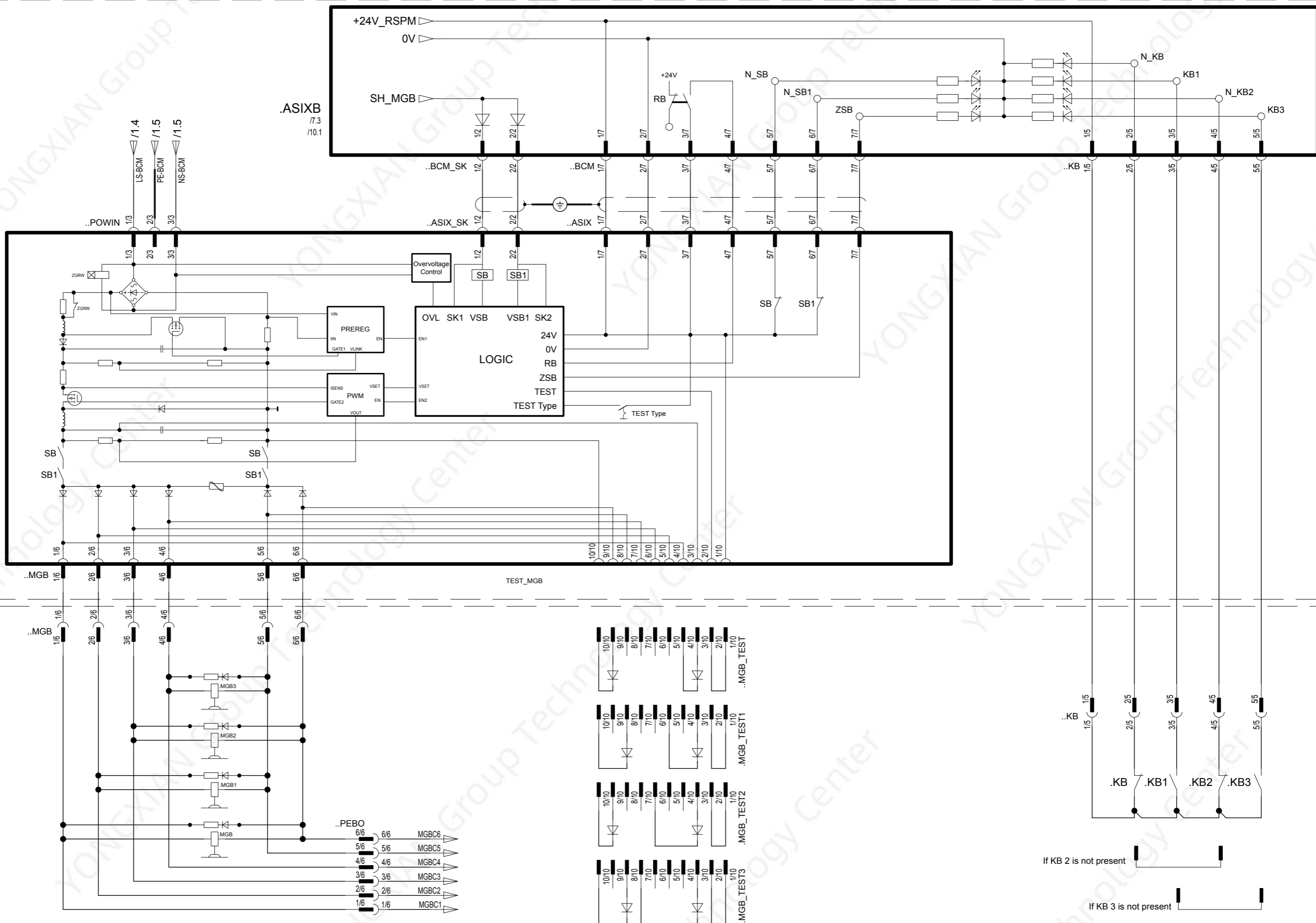


+AS

.ASIXB  
/7.3  
/10.1

.BCM

+A



ProjAe: 1089335  
Plot-Date: 14.03.2013

ECAD

Schindler El. Ltd.  
CH-6000 Locarno

Modification	Ae 0	Ae 1	Ae 2	Ae 3	Ae 4	Ae 5
KA-No.	155461	155511	155525	155534	155583	155625
Date	10-01-29	10-08-27	10-12-23	11-05-01	11-12-23	12-05-01

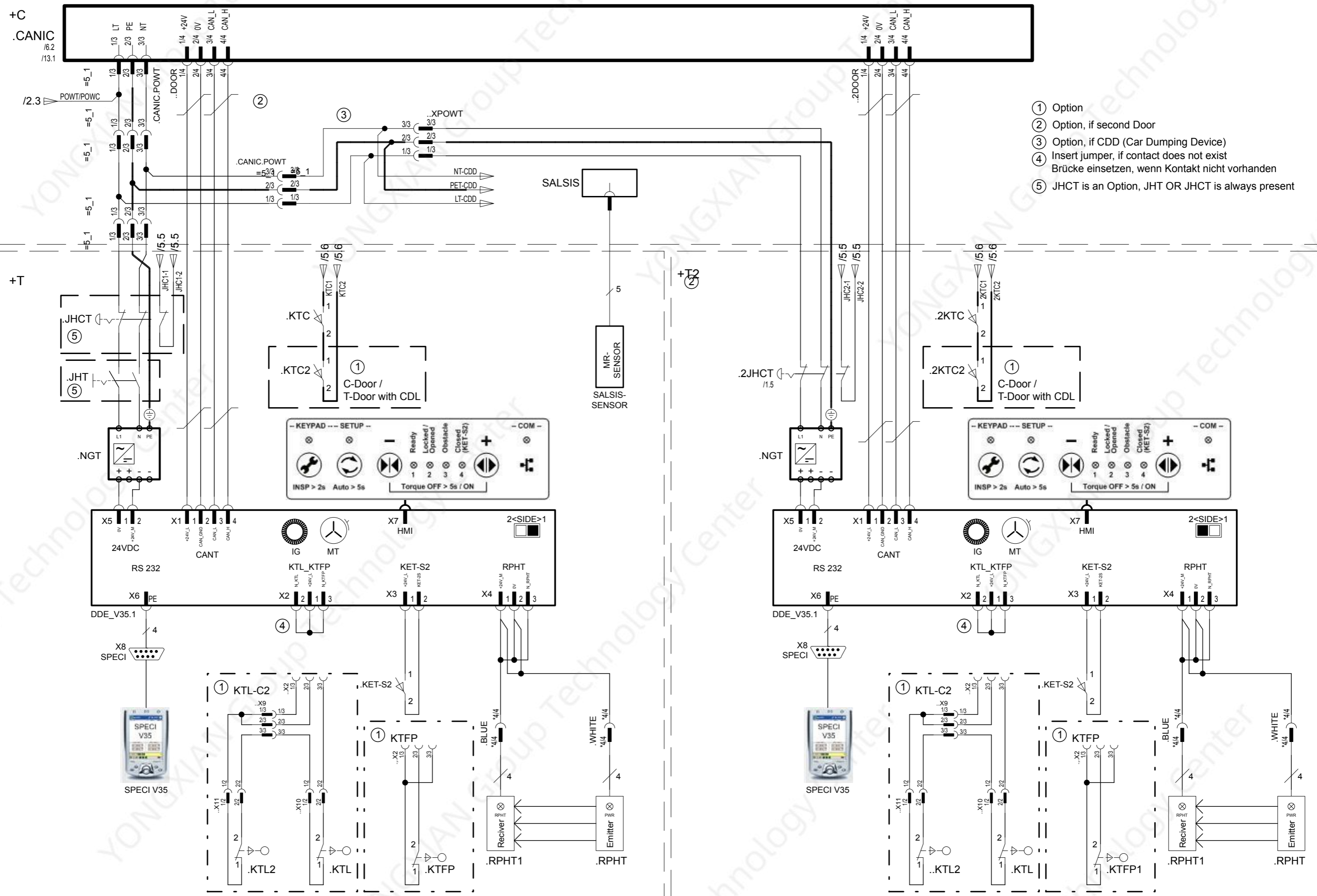
Archive No.	Created	14.03.2013	skyline
Replaces / Mod.	Checked	12-05-01	ferreite
Basis drawing	Norms check.	12-05-01	achermppe
S 274 904.6 P1	Released	12-05-01	kunzbr

Commission	1089335	0000001109
Location	Inst.	=L1
Lead Office	LO1	

Magnet Bremse  
Magnetic Brake  
CO MX PML 160/200 Machine

No. pages	27	Format	A3
Page	8	Lang.	EN

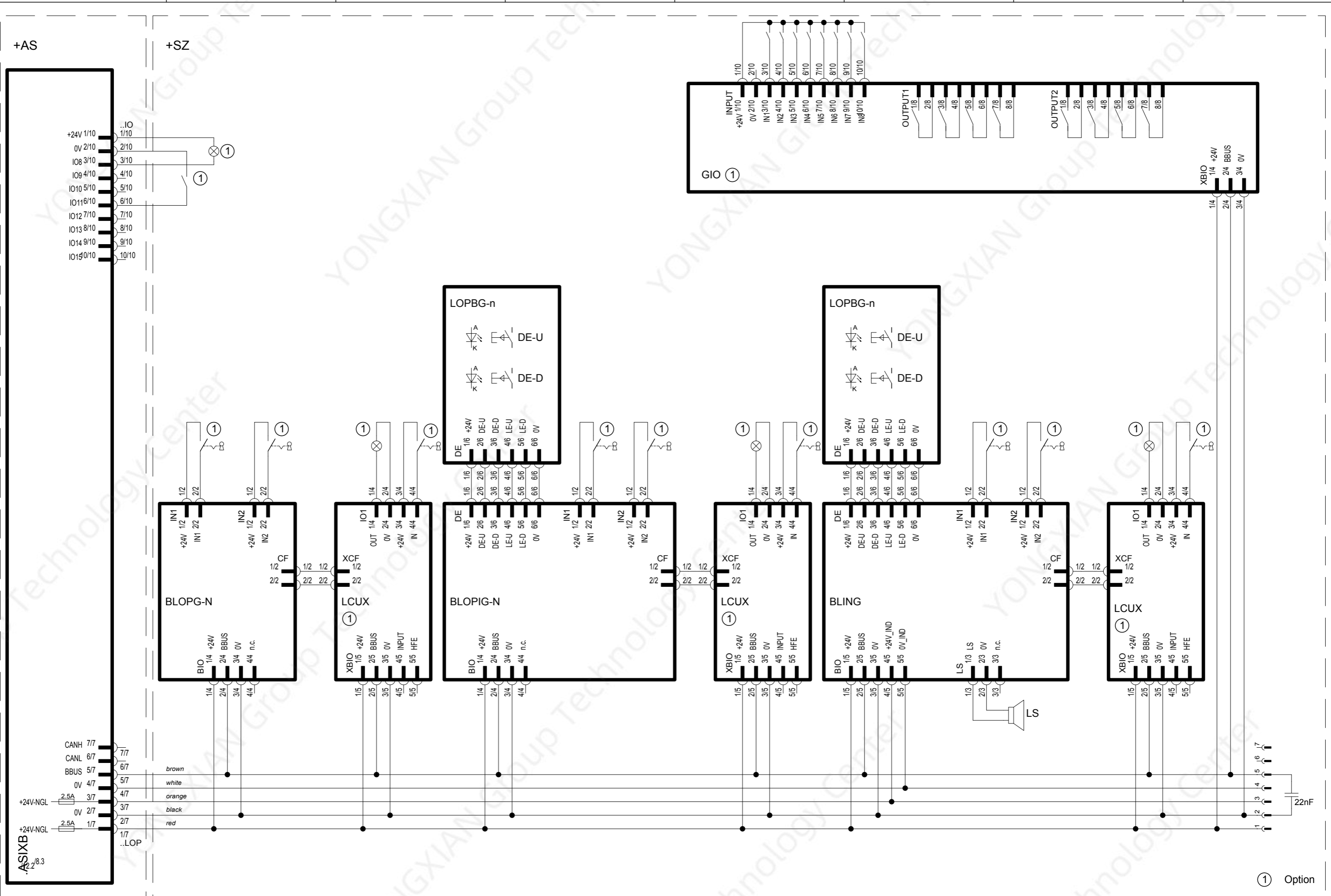
Location	Inst.	=L1
Lead Office	LO1	
CS 1089335		



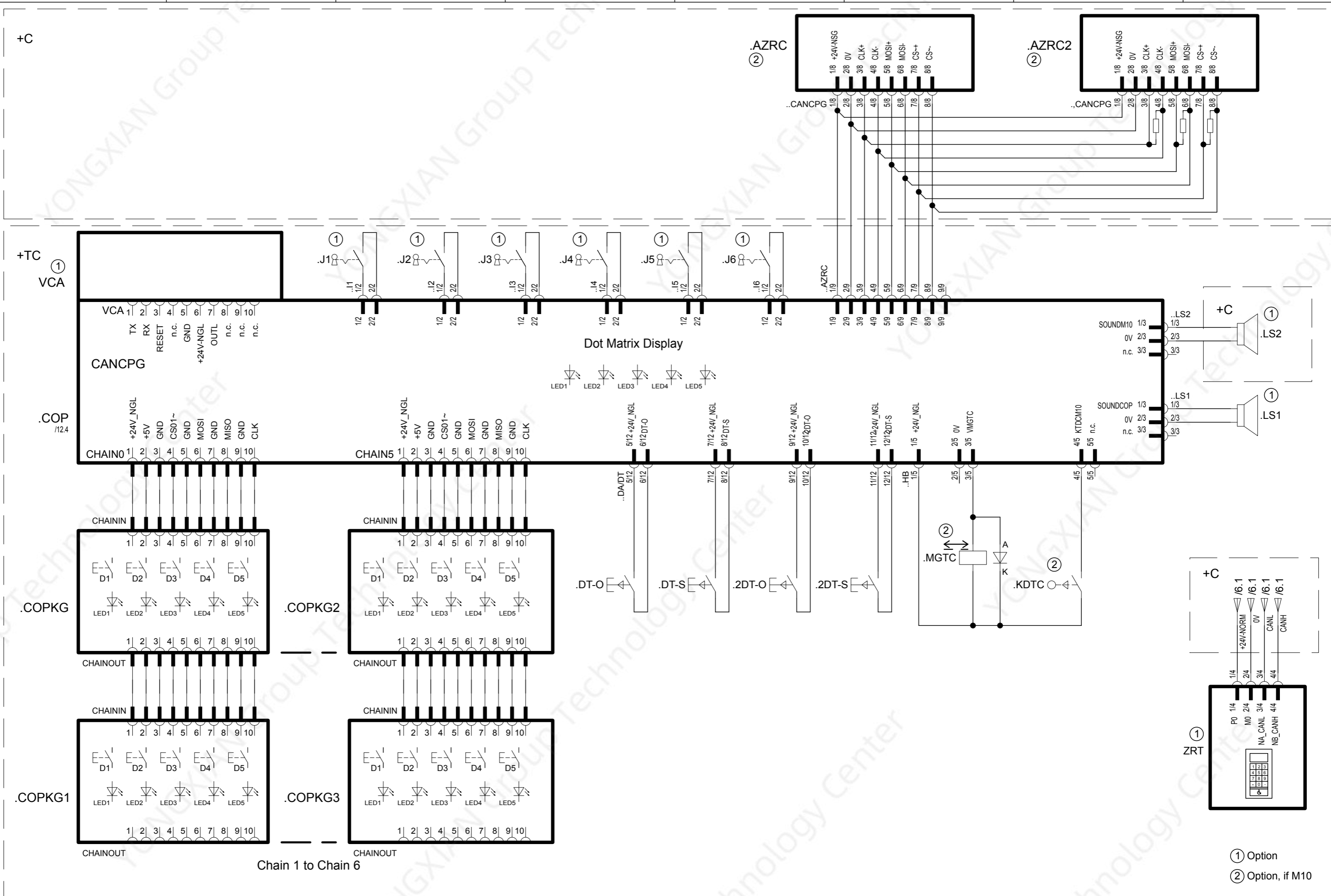
ProjAe: 1089335  
Plot-Date: 14.03.2013

ECAD

Schindler El. Ltd. CH-6600 Locarno	Modification	Ae 0	Ae 1	Ae 2	Ae 3	Ae 4	Ae 5	Archive No.	11220	Created	14.03.2013	skyline	Commission	1089335	000001109	Location	Inst.	=L1	No. pages	27	Format	A3
	KA-No.	155 461	155 511	155 525	155 534	155 549		Replaces / Mod.		Checked	11-09-01	ferreite	Türantrieb			Lead Office			Page	9	Lang.	EN
	Date	10-01-29	10-08-27	10-12-23	11-05-01	11-09-01		Basis drawing	S 274 905.3 P1	Released	11-09-01	paicean	CO MX Door Drive Varidor 35 SCAN			LO1	CS 1089335					



Schindler El. Ltd. CH-6600 Locarno	Modification	Ae 0	Ae 1	Ae 2	Ae 3	Ae 4	Ae 5	Archive No.	11220	Created	14.03.2013	skyline	Commission	1089335	0000001109	Location		Inst.	=L1	No. pages	27	Format	A3
	KA-No.	155 461	155 493	155 525	155 534	155 549	155 583	Replaces / Mod.		Checked	11-12-23	ferreite	Stockwerktableau {Dev}		Lead Office				Page	10	Lang.	EN	
	Date	10-01-29	10-04-30	10-12-23	11-05-01	11-09-01	11-12-23	Basis drawing	S 274 906.5 P1	Norms check.	11-12-23	achermppe	Landing Operating Panel {Dev}		LO1		CS 1089335						
										Released	11-12-23	paicean	COM MX FGS										

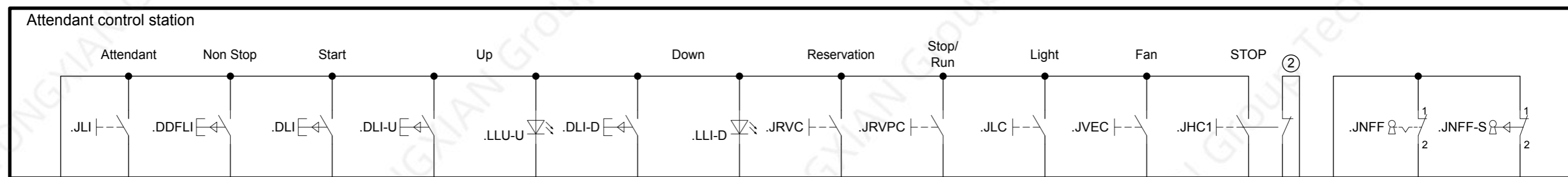


① Option  
② Option, if M10

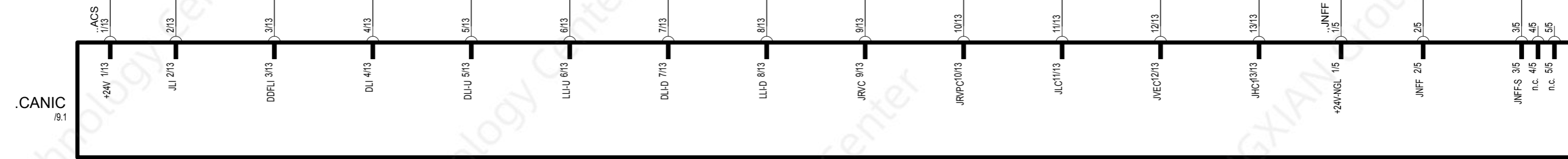
Schindler El. Ltd. CH-6600 Locarno	Modification	Ae 0	Ae 1	Ae 2	Ae 3	Ae 4	Ae 5	Archive No.	11220	Created	14.03.2013	skyline	Commission	1089335	0000001109	Location	Inst.	=L1	No. pages	27	Format	A3
	KA-No.	155461	155525	155534	155549	155583	155625	Replaces / Mod.		Checked	12-05-01	ferreite	Kabinentableau (Dev) Car Operating Panel (Dev)		Lead Office	LO1		Page	11	Lang.	EN	
	Date	10-01-29	10-12-23	11-05-01	11-09-01	11-12-23	12-05-01	Basis drawing	S 274 907.7 P2	Released	12-05-01	kragpe	CO MX FIGS									



+TC



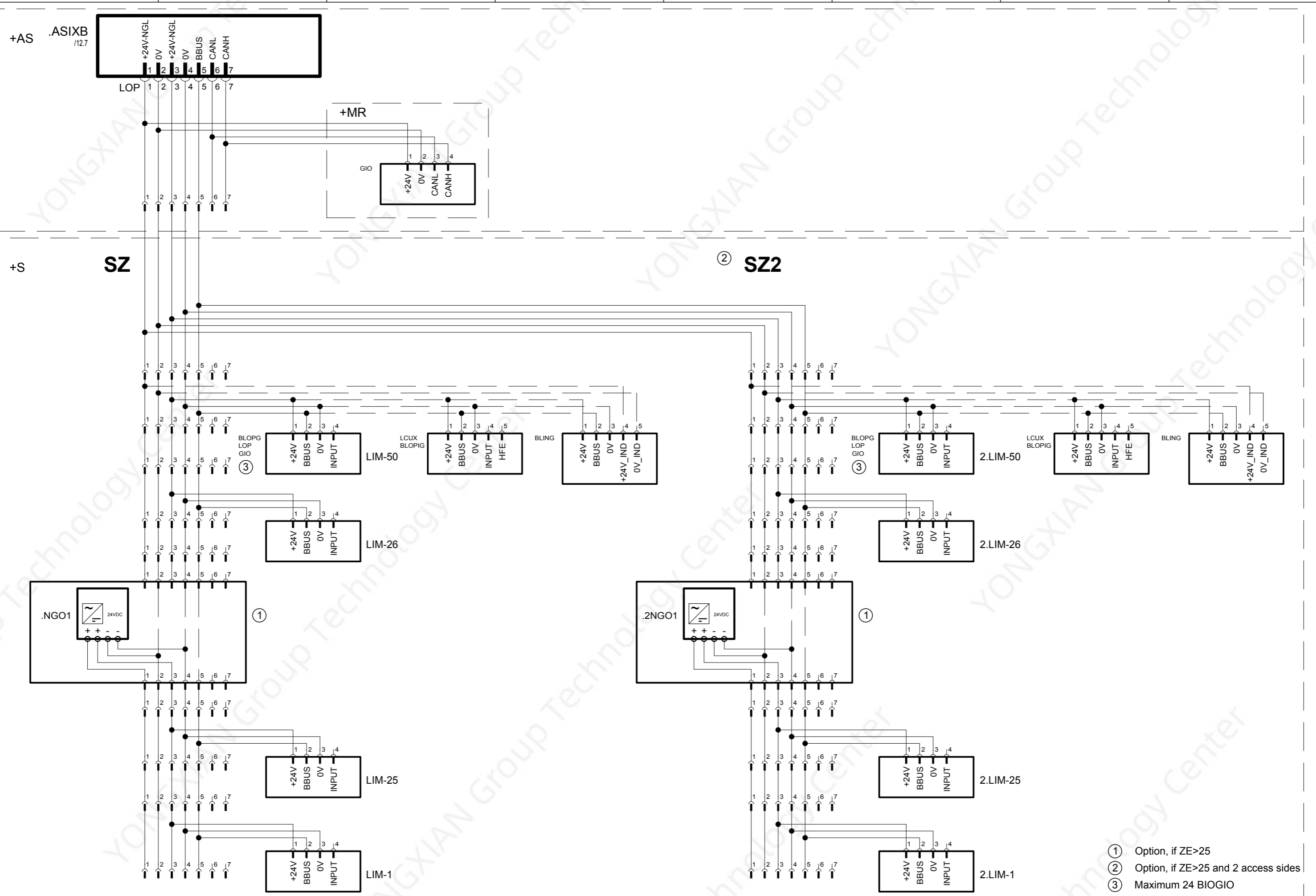
+C



Country	Input/Output Signal	JLI	DDFLI	DLI	DLI-U	LLI-U	DLI-D	LLI-D	JRVC	JRVPC	JLC	JVEC	JHC1	JNFF	JNFF-S
	Location	+C	+C	+C	+C	+C	+C	+C	+C	+C	+C	+C	+C	+C	+C
China		JLI	DDFLI	DLI	DLI-U	LLI-U	DLI-D	LLI-D	JRVC	JRVPC	JLC	JVEC	—	—	—
Korea		JLI	DDFLI	—	DLI-U	LLI-U	DLI-D	LLI-D	JRVC	—	JLC	JVEC	JHCC JHCC1	JNFF	JNFF-S
Taiwan		JLI	DDFLI	DLI	DLI-U	LLI-U	DLI-D	LLI-D	JRVC	JRVPC	JLC	JVEC	DH	JNFF	JNFF-S

- ① Brücke einsetzen, wenn Kontakt nicht vorhanden  
Insert jumper, if contact not exist
- ② Option for Korea

Schindler El. Ltd. CH-6600 Locarno	Modification	Ae 0	Ae 1	Ae 2	Ae 3	Ae 4	Ae 5	Archive No.	11220	Created	14.03.2013	skyline	Commission	1089335	0000001109	Location	Inst.	=L1	No. pages	27	Format	A3
	KA-No.	155461	155525	155534	155549	155583	155625	Replaces / Mod.		Checked	12-05-01	ferreite	Liftiergeber			Lead Office			Page	13	Lang.	EN
	Date	10-01-29	10-12-23	11-05-01	11-09-01	11-12-23	12-05-01	Basis drawing	S 274 907.7 P14	Norms check.	12-05-01	achermpe	Attendant control station			LO1	CS 1089335					



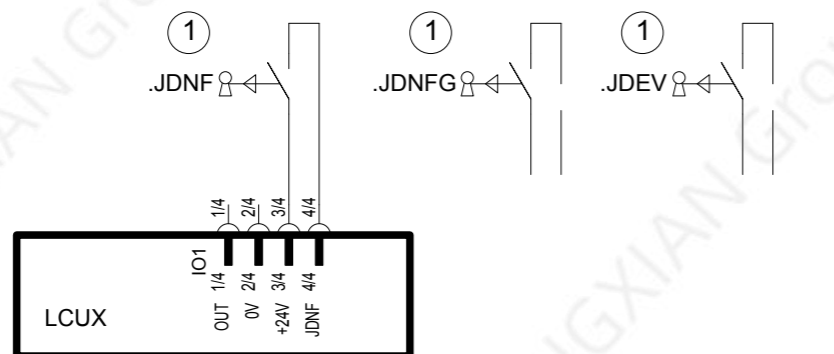
- ① Option, if ZE>25
- ② Option, if ZE>25 and 2 access sides
- ③ Maximum 24 BIOGIO

ProjAe: 1089335  
Plot-Date: 14.03.2013

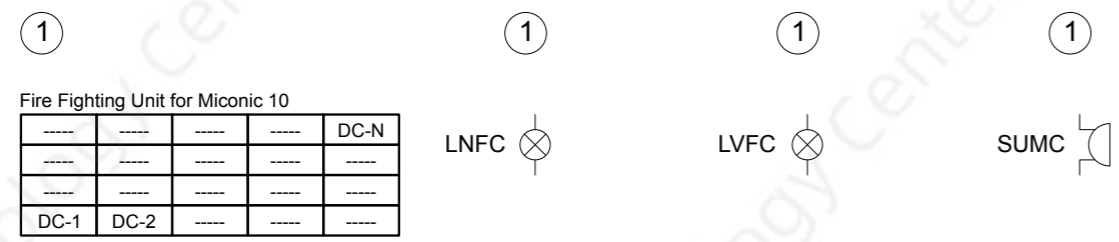
ECAD

Schindler El. Ltd. CH-6600 Locarno	Modification	Ae 0	Ae 1	Ae 2	Ae 3	Ae 4	Ae 5	Archive No. 11220	Created	14.03.2013	skyline	Commission 1089335	0000001109	Location	Inst. =L1	No. pages 27	Format A3
	KA-No.	155 461	155 583	155 625				Replaces / Mod.	Checked	12-03-20	ferreite	BIO2 Liftbus		Lead Office		Page 14	Lang. EN
	Date	10-01-29	11-12-23	12-05-01				Basis drawing S 274 908.2 P2	Norms check.	12-03-20	achermppe	BIO2 Liftbus		LO1	CS 1089335		
Flag:	1	2	3	4	5	6	7	8	Released	12-03-20	kragpe	CO MX					

+SZ



+TC



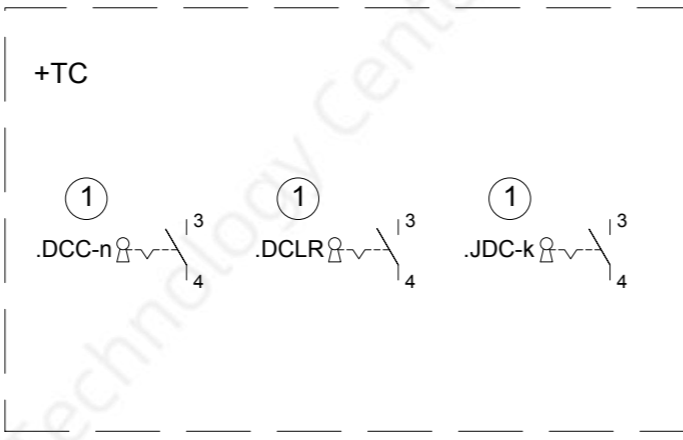
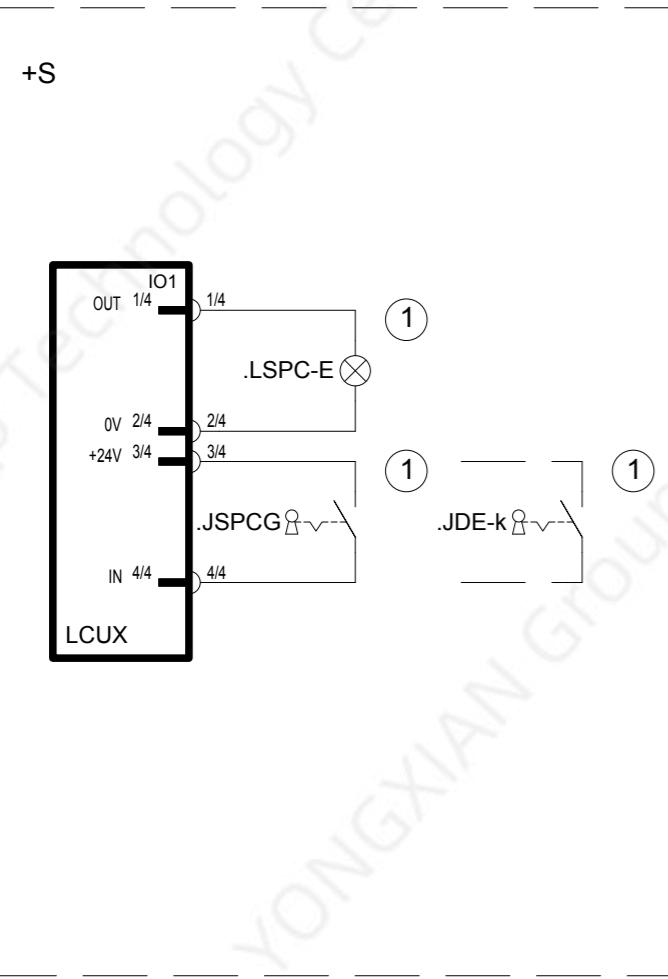
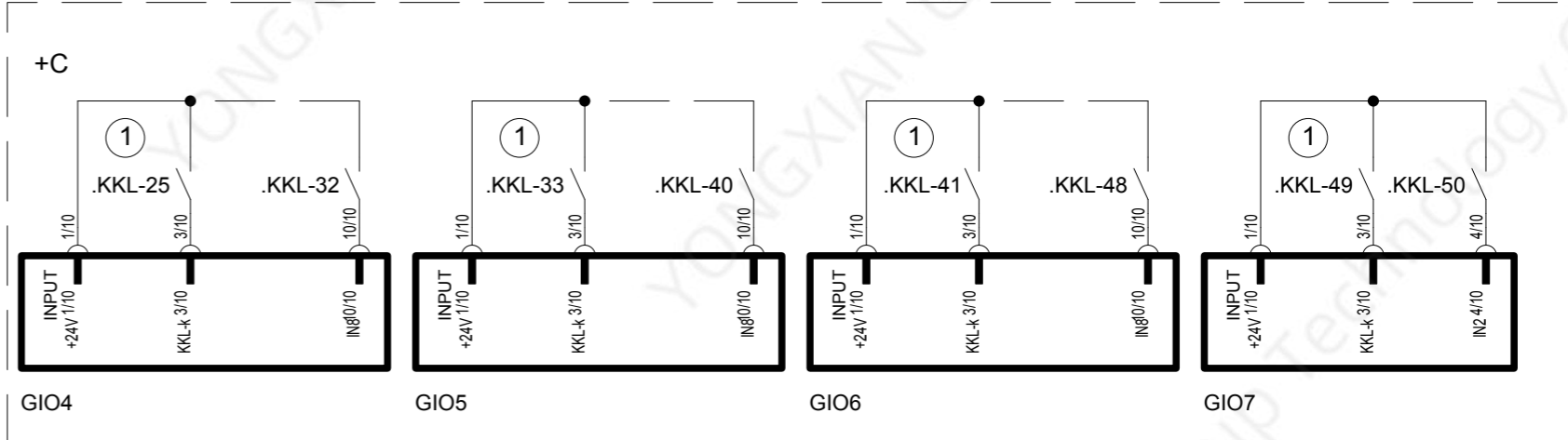
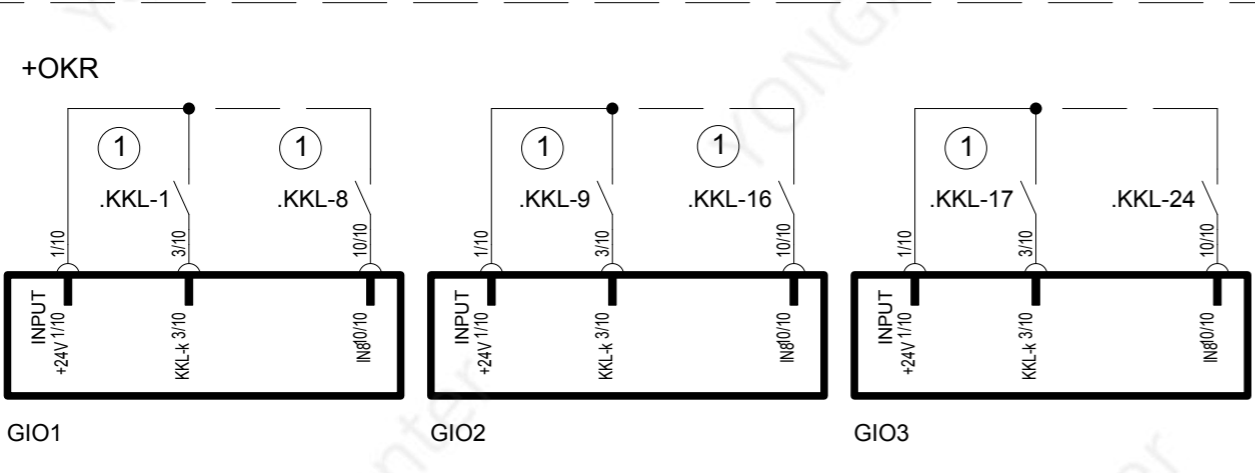
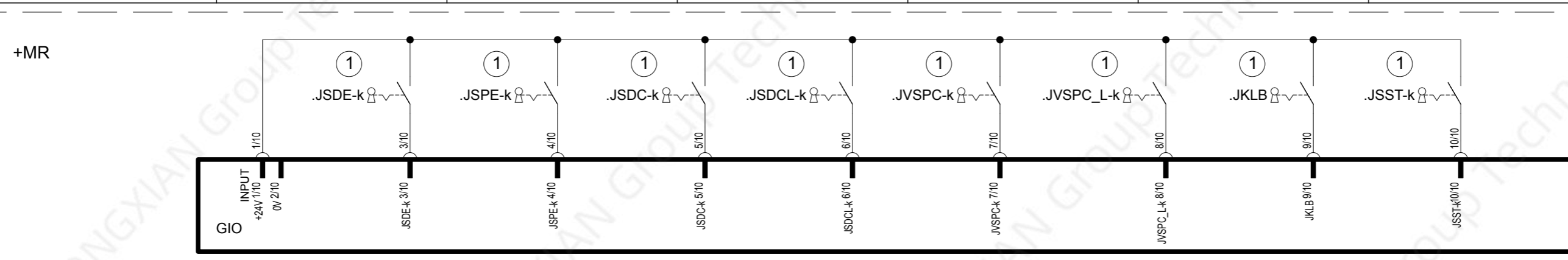
Fire Fighting Unit for Miconic 10				
DC-1	DC-2	DC-3	DC-4	DC-5
---	---	---	---	---
---	---	---	---	---
---	---	---	---	---
---	---	---	---	---
DC-1	DC-2	---	---	---

	JDNF-k	JDNF-k	JDNF-k (with Code)	JDNF-k (with Code)	JDNFG-k	JDEV-k	JDEV-k	LVFC	LNFC	SUMC
	Lift	Group	Lift	Group	Group	Lift	Group	Lift	Lift	Lift
Location	+S	+S	+S	+S	+S	+S	+S	+TC	+TC	+TC
NF 1 (KA/KS Elevator) K 625 414	✓	--	--	--	--	--	--	--	○	○
NF 2 (KA/KS Group) K 625 383	--	--	--	--	✓	--	--	--	○	○
NF 3 (PI Elevator) K 625 415	--	--	--	--	--	✓	--	○	--	○
NF 4 (PI Group) K 625 415	--	--	--	--	--	--	✓	○	--	○
NF 5 K 625 468	✓ <sup>(1)</sup>	--	✓ <sup>(2)</sup>	--	--	--	--	--	○	○
NF 6 K 625 468	--	✓ <sup>(1)</sup>	--	✓ <sup>(2)</sup>	--	--	--	--	○	○

Remark<sup>(1)</sup> with Key Switch  
 Remark<sup>(2)</sup> with Key Code  
 ✓ Input/ Output required  
 -- Input/ Output not required  
 ○ Input/ Output optional

① Option

Schindler El. Ltd. CH-6600 Locarno	Modification	Ae 0	Ae 1	Ae 2	Ae 3	Ae 4	Ae 5	Archive No. 11220	Created	14.03.2013	skyline	Commission 1089335	0000001109	Location	Inst. =L1	No. pages 27	Format A3
	KA-No.	155 461	155 511	155 534	155 583			Replaces / Mod.	Checked	11-10-21	ferreite	Notfallsteuerung Emergency control		Lead Office		Page	Lang.
	Date	10-01-29	10-08-27	11-05-01	11-12-23			Basis drawing	Norms check.	11-10-21	achermpe	CO MX NF1/NF2/NF3/NF4/NF5/NF6		LO1	CS 1089335	15	EN
								S 274 915.3 P1	Released	11-10-21	kragpe						



Restrictions:  
This function is applicable in combination with the access function

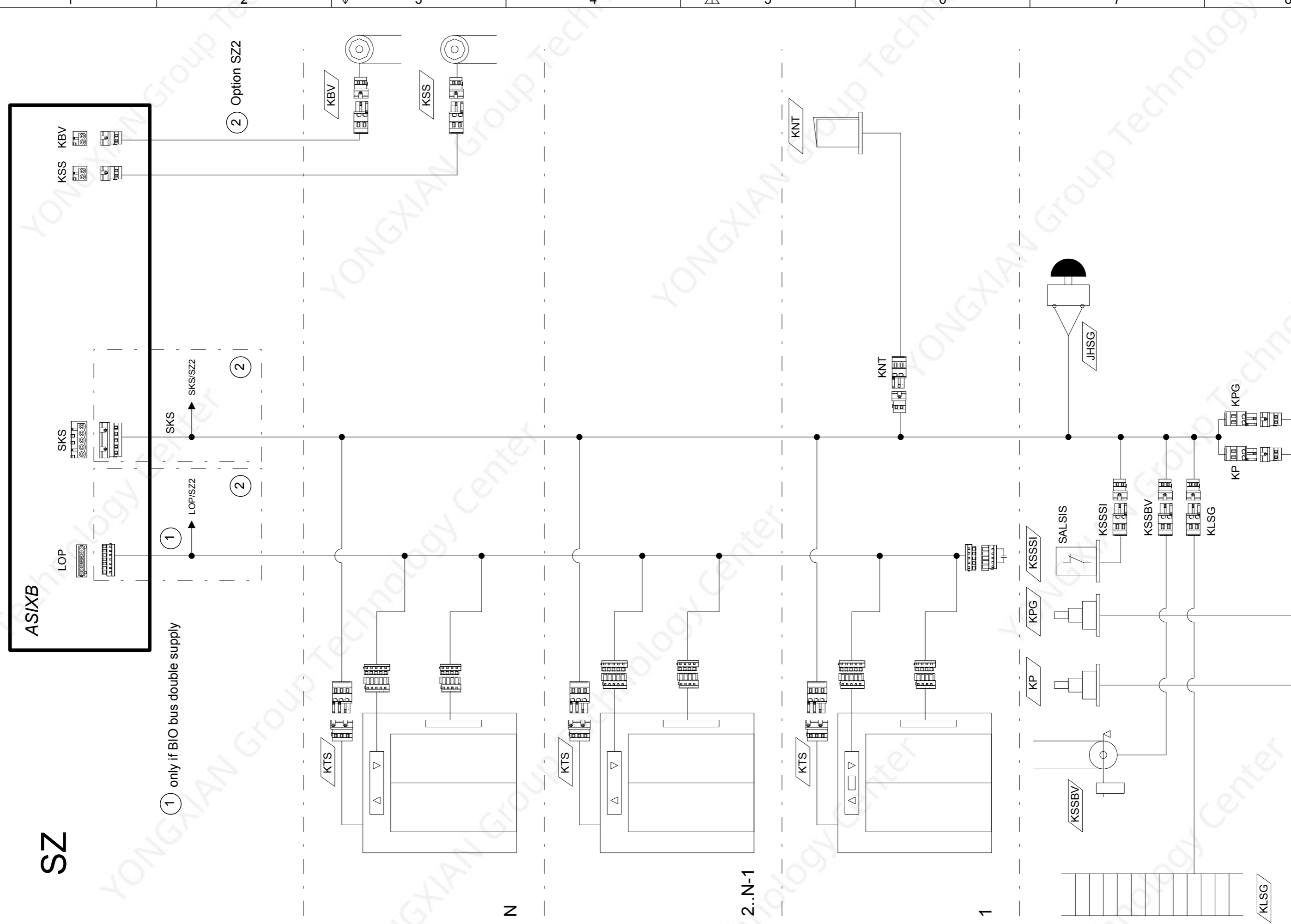
Function	Applicable with:
ZBE	ZBE3
ZBC	ZB1 ZB2 ZBE3
ZBCE	ZB1 ZB2 ZB3 ZBE3
ZBE3	ZBE ZBCE
ZB2	ZBC ZBCE
ZB3	ZBC ZBCE

	JSDE-k	JSPE-k	JSDC-k	JSDCL-k	JVSPC-k	JVSPC_L-k	JKLB	JSPCG	LSPC-E	JSST-k	JDE-k	KKL-k	JDC-k
	Group	Group	Group	Lift	Group	Lift	Group Lift	Group	Group	Group	Group	Lift	Lift
Location	+MR	+MR	+MR	+MR	+MR	+MR	+MR	+S	+S	+MR	+S	+TC	+TC
<ZBE> Floor Call Look-OFF K 625 418	O	O	--	--	--	--	--	--	--	--	--	--	--
<ZBC> Car Call Look-OFF K 625 413	--	--	O	O	O	O	O	O	O	--	--	--	--
<ZBCE> Floor Call & Car Call Lock-OFF K 625 417	--	--	--	--	--	--	--	--	--	O	--	--	--
<ZBE3> Floor Call Access Procedure with Key K 625 399	--	--	--	--	--	--	--	--	--	--	O	--	--
<ZB2> Car Call Access Procedure with Card Reader K 625 422	--	--	--	--	--	--	--	--	--	--	--	✓	--
<ZB3> Car Call Access Procedure with Key K 625 420	--	--	--	--	--	--	--	--	--	--	--	--	✓

✓ Input/ Output required  
-- Input/ Output not required  
O Input/ Output optional

① Option



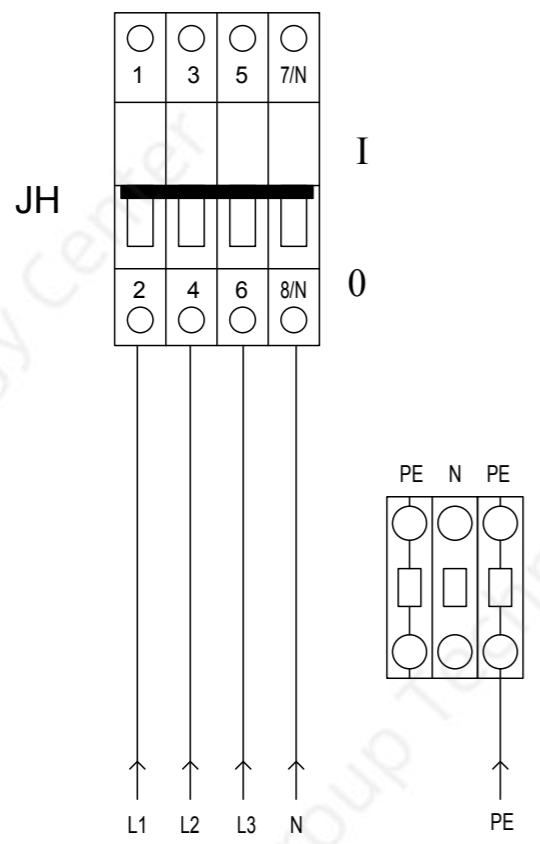
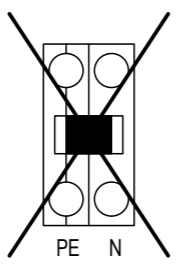


1089335  
 Plot-Date: 14.03.2013

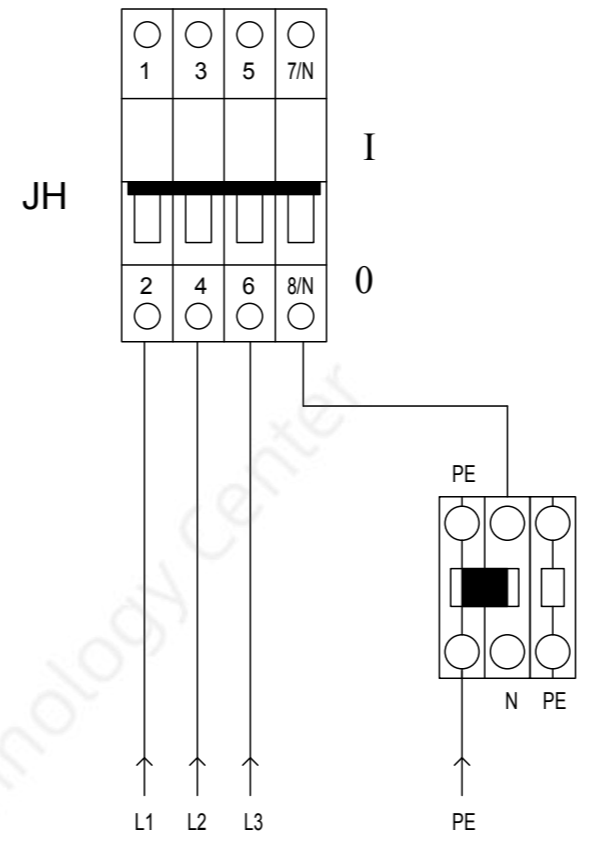
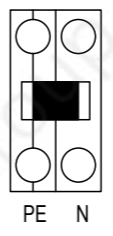
ECAD

Schindler El. Ltd. CH-6600 Locarno	Modification	Ae 0	Ae 1	Ae 2	Ae 3	Ae 4	Ae 5	Archive No. 11220	Created	14.03.2013	skyline	Commission 1089335	0000001109	Location	Inst. =L1	No. pages 27	Format A3
	KA-No.	155 461	155 493	155 511	155 525	155 534	155 549	Replaces / Mod.	Checked	11-05-01	ferreite	Installation Schacht Installation hoistway	Lead Office	LO1	CS 1089335	Page 18	Lang. EN
	Date	10-01-29	10-04-30	10-08-27	10-12-23	11-05-01	11-09-01	Basis drawing	Norms check.	11-05-01	achermppe						
								S 274 920.5 P8	Released	11-05-01	kragpe	CO MX BIO bus double supply configurable shaft wiring					

**TN-S**



**TN-C**

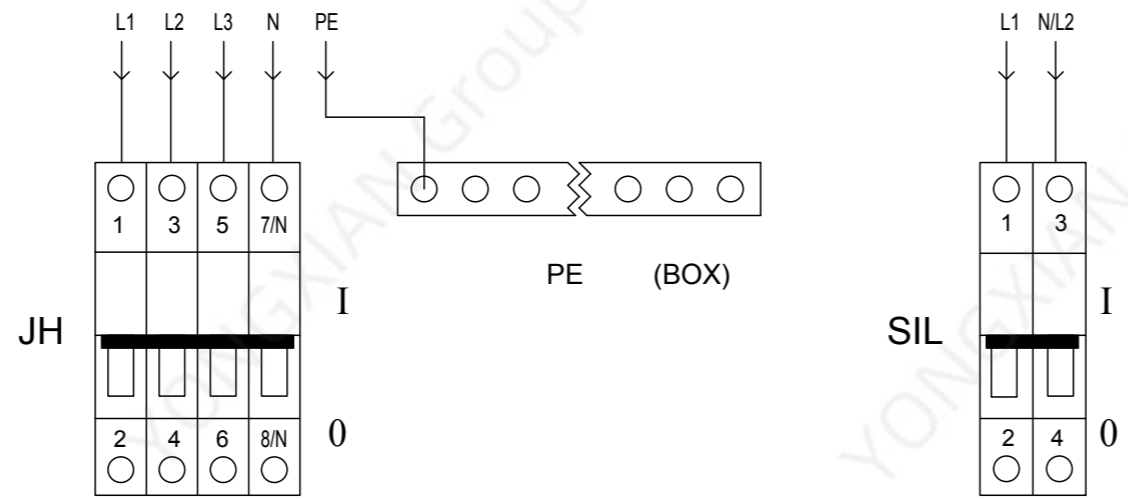


ProjAe: 1089335  
Plot-Date: 14.03.2013

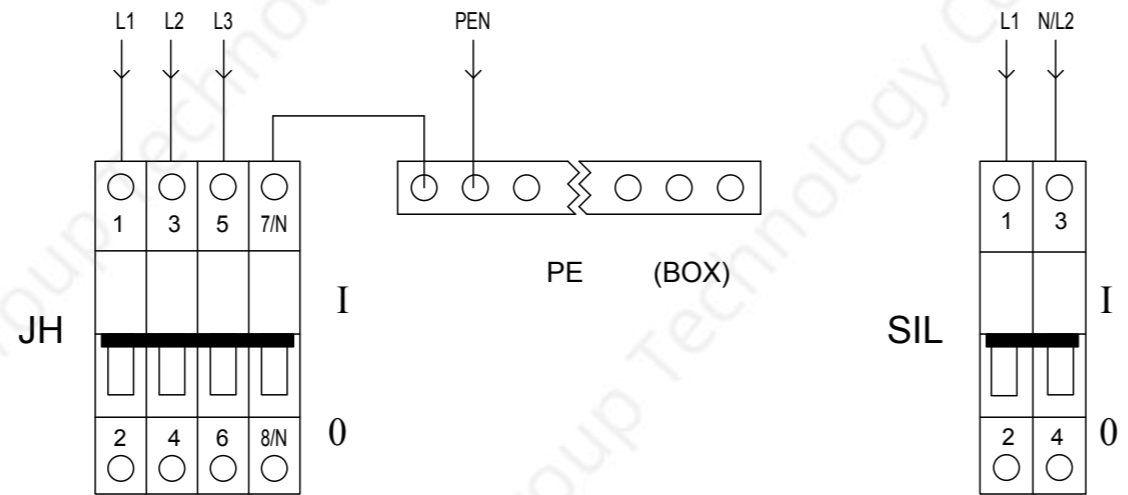
ECAD

Schindler El. Ltd. CH-6600 Locarno	Modification	Ae 0	Ae 1	Ae 2	Ae 3	Ae 4	Ae 5	Archive No.	11220	Created	14.03.2013	skyline	Commission	1089335	0000001109	Location	Inst.	=L1	No. pages	27	Format	A3
	KA-No.	155 461	155 493	155 511	155 525	155 534	155 549	Replaces / Mod.		Checked	11-05-01	ferreite	Installation Maschinenraum		Lead Office				Page		Lang.	
	Date	10-01-29	10-04-30	10-08-27	10-12-23	11-05-01	11-09-01	Basis drawing		Norms check.	11-05-01	achermppe	Installation machine room		LO1	CS 1089335			19		EN	
								S 274 920.5 P14		Released	11-05-01	kragpe	CO MX MRL									

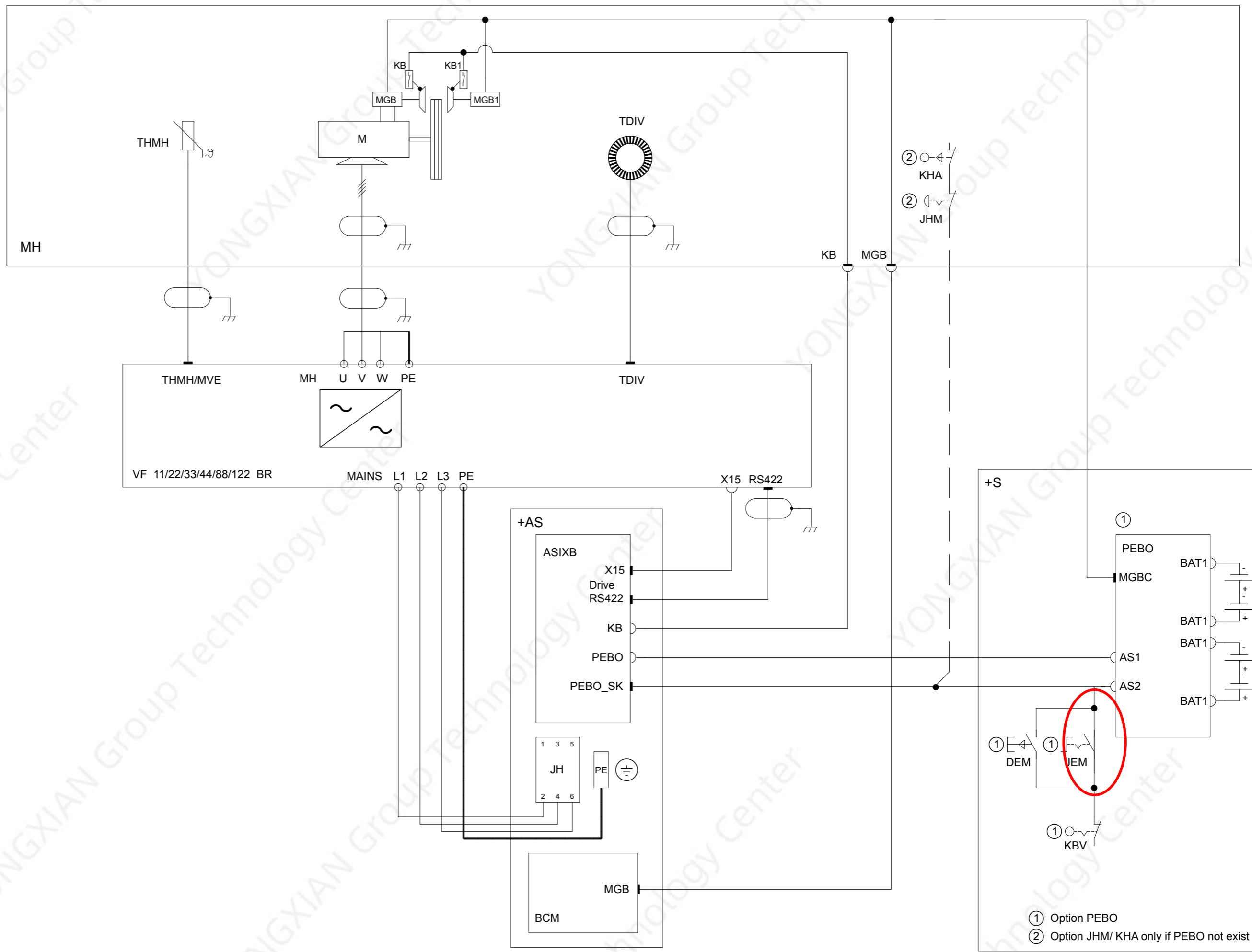
**TN-S**  
**TT**



**TN-C**



Schindler El. Ltd. CH-6600 Locarno	Modification	Ae 0	Ae 1	Ae 2	Ae 3	Ae 4	Ae 5	Archive No.	11220	Created	14.03.2013	skyline	Commission	1089335	0000001109	Location	Inst.	=L1	No. pages	27	Format	A3
	KA-No.	155 461	155 493	155 511	155 525	155 534	155 549	Replaces / Mod.		Checked	11-05-01	ferreite	Installation Maschinenraum			Lead Office			Page		Lang.	
	Date	10-01-29	10-04-30	10-08-27	10-12-23	11-05-01	11-09-01	Basis drawing		Norms check.	11-05-01	achermpe	Installation machine room			LO1	CS 1089335		20		EN	
								S 274 920.5 P16		Released	11-05-01	kragpe	CO MX MMR									

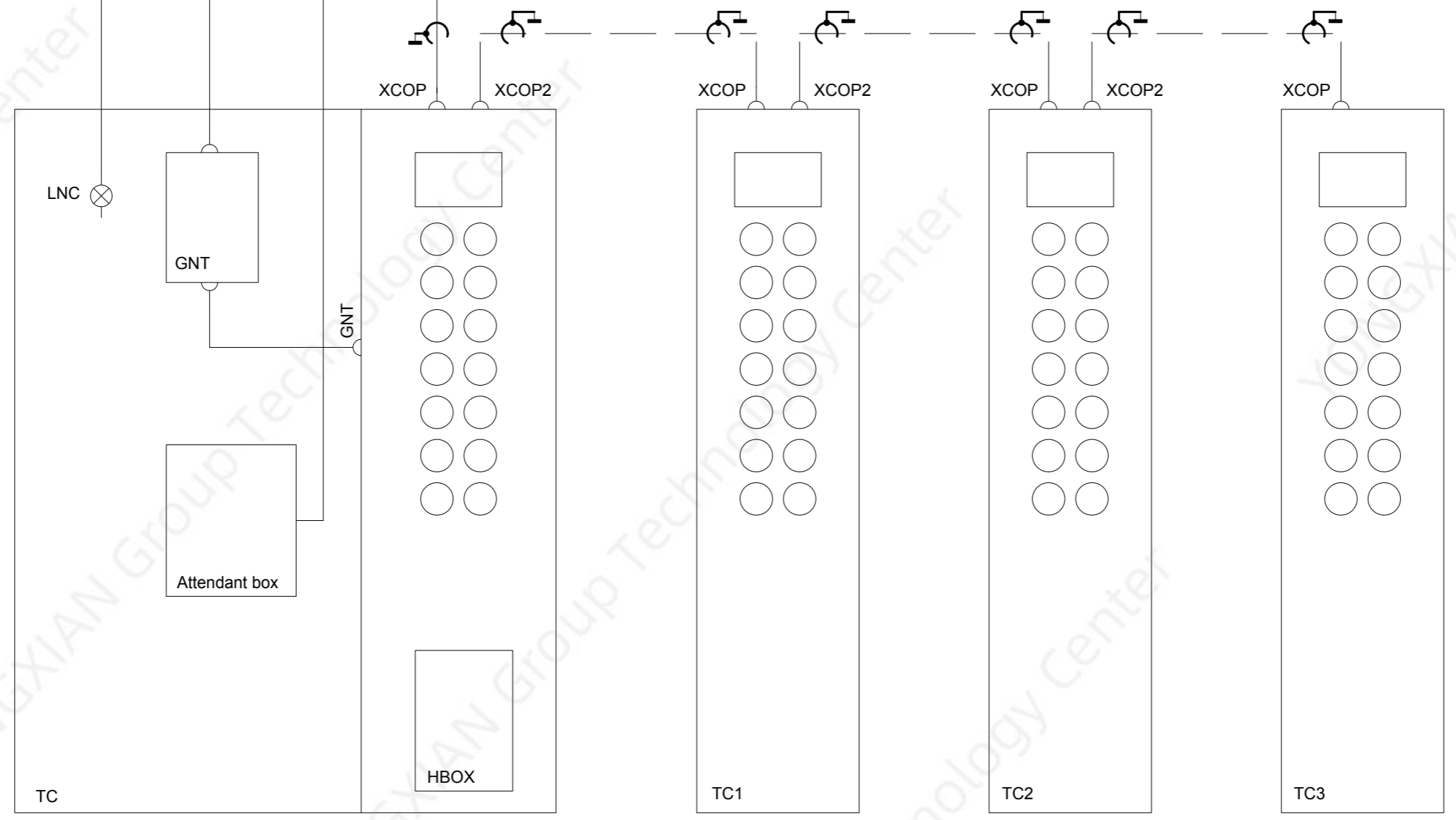


- ① Option PEBO
- ② Option JHM/ KHA only if PEBO not exist

ProjAe: 1089335  
Plot-Date: 14.03.2013


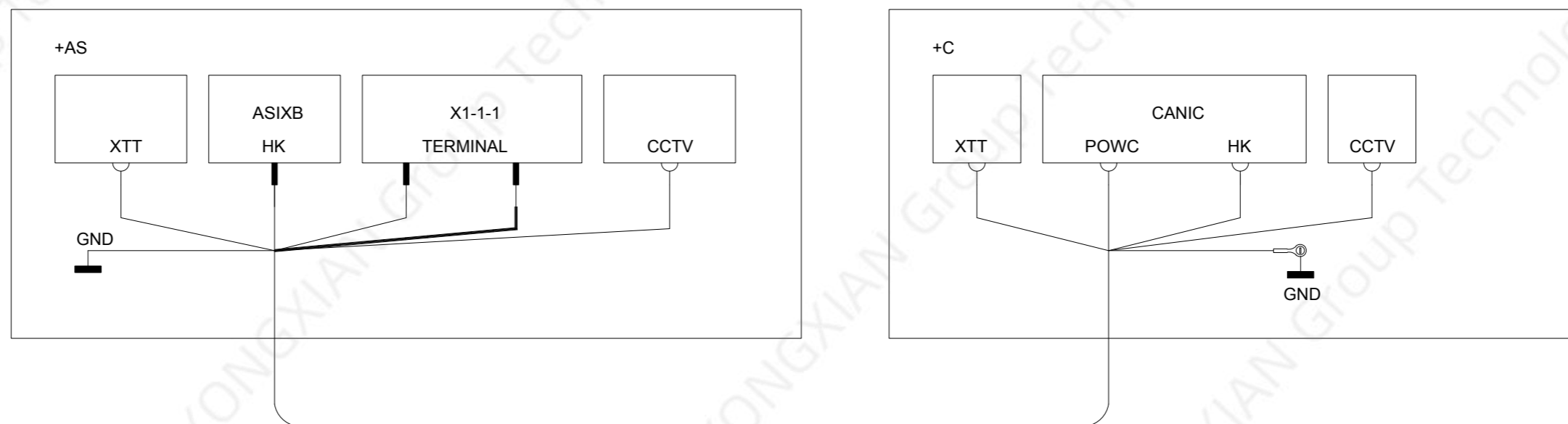
ECAD

Schindler El. Ltd. CH-6600 Locarno	Modification	Ae 0	Ae 1	Ae 2	Ae 3	Ae 4	Ae 5	Archive No.	11220	Created	14.03.2013	skyline	Commission	1089335	0000001109	Location	Inst.	=L1	No. pages	27	Format	A3
	KA-No.	155 461	155 493	155 511	155 525	155 534	155 549	Replaces / Mod.		Checked	11-05-01	ferreite	Montage Steuerung - Antrieb			Lead Office			Page		Lang.	
	Date	10-01-29	10-04-30	10-08-27	10-12-23	11-05-01	11-09-01	Basis drawing	S 274 920.5 P18	Norms check.	11-05-01	achermppe	Installation control - drive			LO1	CS 1089335		21	EN		
Released									Released	11-05-01	kragpe	CO MX										



Schindler El. Ltd. CH-6600 Locarno	Modification	Ae 0	Ae 1	Ae 2	Ae 3	Ae 4	Ae 5	Archive No. 11220	Created	14.03.2013	skyline	Commission 1089335	0000001109	Location	Inst. =L1	No. pages 27	Format A3
	KA-No.	155 461	155 493	155 511	155 525	155 534	155 549	Replaces / Mod.	Checked	11-05-01	ferreite	Montage Kabinentableau Installation car operating panel		Lead Office		Page	Lang.
	Date	10-01-29	10-04-30	10-08-27	10-12-23	11-05-01	11-09-01	Basis drawing S 274 920.5 P19	Norms check.	11-05-01	achermpe	CO MX		LO1	CS 1089335	22	EN
									Released	11-05-01	kragpe						





Wire numbers in brackets are for 80<HQ<=150m

Schindler El. Ltd. CH-6600 Locarno	Modification	Ae 0	Ae 1	Ae 2	Ae 3	Ae 4	Ae 5	Archive No. 11220	Created	14.03.2013	skyline	Commission 1089335 0000001109 Montage Hängekabel Installation travelling cable CO MX	Location Lead Office LO1	Inst. =L1 CS 1089335	No. pages	27	Format	A3
	KA-No.	155 461	155 493	155 511	155 525	155 534	155 549	Replaces / Mod.	Checked	11-05-01	ferreite				Page	24	Lang.	EN
	Date	10-01-29	10-04-30	10-08-27	10-12-23	11-05-01	11-09-01	Basis drawing	Norms check.	11-05-01	achermpe							
								S 274 920.5 P21	Released	11-05-01	kragpe							

Format\_A3E

1	2	3	4	5	6	7	8
+A	Antrieb Drive	ACVF	Frequenzumrichter Frequency Converter	DREC-E	Druckknopf Inspektionssteuerung Aktivierung Push Button Inspection Car Enable		
+AS	Apparateschrank 1 Controller Cabinet 1	ADIC	Anzeiger Digital Kabine Digital Indicator Car	DREC-U	Druckknopf Inspektion Kabine AUF Push Button Inspection Car Up		
+AS2	Apparateschrank 2 Controller Cabinet 2	ADIE	Anzeiger Digital Stockwerk Haupthalt Digital Hall Indicator Mainfloor	DRH-D	Druckknopf Rueckholsteuerung AB Push Button Recall Control Down		
+C	Kabine Car	ASIXB	Application Specific Interface Board {Dev} Application Specific Interface Board {Dev}	DRH-U	Druckknopf Rueckholsteuerung AUF Push Button Recall Control Up		
+EX	Extern (Lobby, Portier, usw.) External	AZRC	Anzeiger Zielruf Kabine Indicator Destination Car Call	DT-O	Druckknopf Tuer Oeffnen Push Button Door Opening		
+MR	Maschinenraum (inkl. Servitel, JH, JHX, usw.) Machine Room	BATNSG	Batterie {Dev} Battery {Dev}	DT-S	Druckknopf Tuer Schliessen Push Button Door Closing		
+OKR	Klemmenkasten Terminal Box on Car Roof	BAP	Sprechanlage Brandfall Frankreich {Dev} Intercom Device Fire Operation France {Dev}	ESE	Evakuierung Schachtende (Tableau) Evacuation Hoistway End (Panel)		
+S	Schacht Hoistway	BCM	Bremsansteuerungsmodul{Dev} Brake Control Modul {Dev}	ERM	Electrical Remote Reset Motor Elektrische Fern Zurueckstellung		
+T	Tür 1 Door 1	BIOGIO	BIO General Input Output {DEV} BIO Input/ Output Allgemein {DEV}	FEN	Filter Entstoerung Netz Filter Interference Suppression Mains		
+T2	Tür zweiter Zugang Door second Side	CANGIO	CAN General Input Output {DEV} CAN Input/ Output Allgemein {DEV}	FEMH	Filter Entstörung Motor Hub Filter Interference Suppression Motor Hoisting		
+TC	Tableau Kabine Operating Panel	CANIC	CAN Interface Car CAN Schnittstelle Kabine	GA	Gong Ankunft Gong Arrival		
+VF	Antrieb Frequenzumrichter Drive Frequency Converter	CDD	Car Damping Device Kabinen Schwingungs Dämpfung	GA-D	Gong Ankunft AB Gong Arrival Down		
		COP	Kabinentableau Car operating panel	GA-U	Gong Ankunft AUF Gong Arrival Up		
		DA	Druckknopf Alarm Push Button Alarm	GAC	Gong Ankunft Car Gong Ankunft Kabine		
		DA-U	Druckknopf Alarm Kabinendach Push Button Alarm Car Roof	GCIOF	Steuerungsmodul auf ASIB gesteckt Controller card plugged into ASIB		
		DA-D	Druckknopf Alarm unter Kabine Push Button Alarm below Car	GNT	Gerät Notruf Telefon Device Telealarm		
		DBV	Druckknopf Begrenzer Geschwindigkeit Push Button Speed Governor	GSA	Gerät Sprach Ansage Device Voice Anouncer		
		DBV-A	Druckknopf Begrenzer Geschwindigkeit Aus Push Button Speed Governor Off	GSV	Gerät Sprechverbindung Device Voice Communication		
		DBVG	Druckknopf Begrenzer Geschwindigkeit Gegengewicht Push Button Speed Governor Counterweight	GTM	Gerät Tele Monitoring Device Tele Monitoring		
		DBVG-A	Druckknopf Begrenzer Geschwindigkeit Aus Push Button Speed Governor Off	GW	Gateway Gebaeude Bus Gateway Building Bus		
		DC-*	Druckknopf Kabinenruf x. Stockwerk Push Button Car Call xth Floor	HUB	Vermittlungssystem (HUB) Wiring Hubs		
		DCW-*	Druckknopf Kabinenwahl x. Stockwerk Push Button Car selection xth Floor	ISK	Information Sicherheitskreis Information Safety Circuit		
		DCW-D*	Druckknopf Kabinenwahl AB x. Stockwerk Push Button Car selection Down xth Floor	ISPT	Information Sperrung Tür Information Blocking Door		
		DCW-U*	Druckknopf Kabinenwahl AUF x. Stockwerk Push Button Car selection Up xth Floor	JAB	Schalter Ausserbetrieb Switch Out- of- Service		
		DDF-k	Druckknopf Direktfahrt x. Stockwerk Push Button Direct Travel xth Floor	JBF	Schalter Brandfall Switch Fire Operation		
		DE-*	Druckknopf Stockwerkruf x. Stockwerk Push Button Hall Call xth Floor	JBF-A	Schalter Brandfall Aus (Rueckstellung) Switch Fire Operation Off (Reset)		
		DEM	Drucktaste Evakuation manuell Push Button manual Evacuation	JBFF	Schalter Brandfall Feuerwehr Switch Fire Operation Firemen		
		DDFLI	Druckknopf Direktfahrt Liftier Push Button Direct Travel Attendant Operation	JDC-*	Schalter Druckknopf Kabinenruf x. Stockwerk Switch Push Button Car Call xth Floor		
		DLI	Druckknopf Liftier Push Button Attendant Operation	JDE-*	Schalter Druckknopf Stockwerkruf x. Stockwerk Switch Push Button Hall Call xth Floor		
		DLI-D	Druckknopf Liftier AB Push Button Attendant Operation Down	JDEV	Schalter Druckknopf Stockwerkruf Vorzugs-, 1. Stockwerk Switch Push Button Hall Call Preference-, floor 1		
		DLI-U	Druckknopf Liftier AUF Push Button Attendant Operation Up	JEM	Schalter Evakuation manuell Switch manual Evacuation		
		DM236	Alarmgeraet für Italien Alarm Device for Italy	JDNF-*	Schalter Druckknopf Nofallruf (Schlüsselkontakt) x. Stockwerk Switch Push Button Emergency Call (Key Contact) xth Floor		
		DREC-D	Druckknopf Inspektion Kabine AB Push Button Inspection Car Down	JFIH	FI-Schalter Haupt- (Gebäude) RCD-protection Main- (Building)		

1089335  
ProjAe:  
Plot-Date: 14.03.2013

ECAD

Schindler El. Ltd. CH-6600 Locarno	Modification	Ae 0	Ae 1	Ae 2	Ae 3	Ae 4	Ae 5	Archive No. 11220	Created	14.03.2013	skyline	Commission 1089335	0000001109	Location	Inst. =L1	No. pages 27	Format A3
	KA-No.	155 461	155 534					Replaces / Mod.	Checked	11-05-01	ferreite	BMK Legende Device ID Index	LO1	CS 1089335	Page 25	Lang. EN	
	Date	10-01-29	11-05-01					Basis drawing	Norms check.	11-05-01	achermppe						
								S 274 921.1 P1	Released	11-05-01	kragpe	CO MX					

Format\_A3E

1	2	3	4	5	6	7	8
JFIHL	FI- Schalter Haupt- Licht (Gebäude) RCD Protection Main- Lighting (Building)		KET-O	Kontakt Ende Tuer Oeffnen Contact End Door Opening		KUET	Kontakt Ueberbrueckung Tuer Contact Overbridging Door
JH	Schalter Haupt- Switch Main Power		KET-S	Kontakt Ende Tuer Schliessen Contact End Door Closing		KWSG	Kontakt Wasser Schachtgrube Contact Water Hoistway Pit
JH1	Switch Main Power Penthouse MRL Schalter Haupt- Penthouse MRL		KF	Kontakt Fangvorrichtung Contact Safety Gear		KWSG-R	Kontakt Wasser Schachtgrube Contact Water Hoistway Pit
JHC	Schalter Halt Kabine Switch Stop Car		KFG	Kontakt Fangvorrichtung Gegengewicht Contact Safety Gear Counterweight		LAB-*	Lampe Ausserbetrieb x. Stockwerk Lamp Out-of-Service xth Floor
JHCT	Schalter Halt Kabine Tür Switch Stop Car Door		KFL	Kontakt Fussbodenleiste Contact Safety Edge		LARC	Lampe Alarm Rueckmeldung Kabine (Hilfe Kommt) Lamp Alarm Acknowledgement Car
JHM	Schalter Halt Maschinenraum Switch Stop Machine Room		KGEB	Kontakt Gegengewicht Erdbeben Contact Counterweight Displacement		LAGC	Lampe Alarm Gedaechnis Kabine Lamp Alarm Memory Car
JHSG	Schalter Halt Schachtgrube Switch Stop Hoistway Pit		KGS	Contact Building Sway Kontakt Gefährliche Gebäudeschwankungen		LBFC	Lampe Brandfall Kabine Lamp Fire Car
JHT	Schalter Halt Kabine Tür Switch Stop Car Door		KHA	Kontakt Handantrieb Contact Hand Drive		LBF	Lampe Brandfall Lamp Fire
JLBS	Schalter Lampe Beleuchtung Schacht Switch Lamp Lighting Hoistway		KL-X	Kontakt Last Ueber- Contact Overload		LBFM	Lampe Brandfall Maschinenraum Lamp Fire Service Machine Room
JLC	Schalter Lampe Kabine Switch Lamp Car		KL-V	Kontakt Last Voll- Contact Full Load		LBFSG	Lampe Brandfall Schachtgrube Lamp Fire Service Shaft Pit
JNFF	Schalter Notfahrt Feuerwehr Switch Firefighting		KL-M	Kontakt Last Minimal- Contact Minimum Load		LC	Lampe Kabine Lamp Car
JNFF-S	Switch Firemen Service-Start Trip Schalter Feuerwehrnotfahrt Start		KLSG	Kontakt Leiter Schachtgrube Contact Ladder Pit		LCUX	Stockwerk Ruf Gerät Erweiterung Landing Call Unit Extension
JNO	Schalter Notstrombetrieb Switch Power Operation (Release)		KNA	Kontakt Notausstieg Contact Emergency Exit		LDF-k	Lampe Direktfahrt x. Stockwerk Lamp Direct Travel xth Floor
JPF	Schalter Prioritaetsfahrt Switch Priority Travel		KNE	Kontakt Not Ende Contact Emergency Limit		LEB	Lampe Erdbeben Lamp Earthquake Seismic
JREC	Schalter Inspektion Kabine Switch Inspection Car		KNE-D	Kontakt Not Ende Ab Contact Emergency Limit Down		LEF	Lampe Evakuationsfahrt (Australien) Lamp Evacuation Travel
JRET	Schalter Inspektion Tuer Switch Inspection Door		KNE-U	Kontakt Not Ende Auf Contact Emergency Limit Up		LEFC	Lampe Evakuationsfahrt Kabine Lamp Evacuation Travel Car
JRH	Schalter Rueckholsteuerung Switch Recall Control		KNT	Kontakt Nottuer Contact Emergency Door		LGEB	Lampe Gegengewicht Erdbeben Lamp Counterweight Displacement
JRVC	Schalter Reservation Kabine Switch Reservation Travel Car		KP	Kontakt Puffer Contact Buffer		LGS-*	Lampe Gaeste Steuerung x. Stockwerk Lamp Guest Control xth Floor
JSDE-k	Schalter Sperrung Druckknopf Etage x.Stockwerk Switch Blocking Push Button Floor xth Floor		KPG	Kontakt Puffer Gegengewicht Contact Buffer Counterweight		LHC-*	Lampe Kabine Hier x. Stockwerk Lamp Car Here xth Floor
JSPE-k	Schalter Sperrung Etagenruf Switch Blocking Hall Call		KS	Kontakt Stockwerkniveau Contact Floor Level		LIN	Interface Modul Stockwerk Landing Interface Module
JSPS	Schalter Sperrung Stockwerk Switch Blocking Floor		KSKB	Kontakt Schliesskraftbegrenzer Contact Closing Force Limiter		LL-V	Lampe Last Voll- Lamp Full Load
JUEKTS	Schalter Überbrückung Kontakt Tür Schacht Switch Bypass Contact Door Hoistway		KSSBV	Kontakt Schloffseil Begrenzer Geschwindigkeit Contact Slack Rope Speed Governor		LL-X	Lampe Last Ueber- Lamp Overload
JVEC	Schalter Ventilator Kabine Switch Fan Car		KSSBVG	Kontakt Schloffseil Begrenzer Geschwindigkeit Gegengewicht Contact Slack Rope Speed Governor Counterweight		LLI-D	Lampe Liftier AB Lamp Attendant Operation Down
JZH	Schalter Zwangshalt Switch Enforced Stop		KSS	Kontakt Schloffseil Contact Slack Rope		LLI-U	Lampe Liftier AUF Lamp Attendant Operation Up
KB	Kontakt Bremse Contact Brake		KSSC	Kontakt Schloffseil Kabine Contact Slack Rope Car		LMS	Lastmessung Print Load Measuring Print
KBF	Kontakt Brandfall (Brandmelder) Contact Fire (Fire Detector)		KSSSI	Contact Slack Rope Shaft Info Kontakt Schloffseil Schacht Information		LNC	Lampe Notbeleuchtung Kabine Lamp Emergency Light Car
KBFEL	Kontakt Brandfall (Brandmelder) Contact Fire (Fire Detector)		KTC	Kontakt Tuer Kabine Contact Door Car		LNFC	Lampe Notfall Kabine Lamp Emergency Car
KBF-H1	Kontakt Brandfallhalt 1 Contact firemen's recall floor 1		KTFP	Contact Finger Protection Door Kontakt Finger Schutz Tür		LNOC	Lampe Notstrombetrieb Kabine Lamp Emergency Power Car
KBV	Kontakt Begrenzer Geschwindigkeit Contact Speed Governor		KTHM	Kontakt Thermo Maschinenraum Contact Thermal Machine Room		LOP	Stockwerktableau Landing Operation Panel
KBVG	Kontakt Begrenzer Geschwindigkeit Gegengewicht Contact Speed Governor Counterweight		KTHS	Kontakt Thermo Schacht Contact Thermal Hoistway		LRV	Lampe Reservation Lamp Reservation
KCBS	Kontakt Feststellvorrichtung Kabine Contact Car Blocking System		KTL	Kontakt Tuerleiste Contact Door Safety Edge		LS	Lautsprecher Loudspeaker
KTDC	Kontakt Tableau Druckknopf Kabinenruf Contact Panel Pusck Button Car Call		KTMC	Contact Door Manual Car Kontakt Türe Handantrieb		LSPZSC	Lampe Sperrung Zugangsseite Kabine Lamp Blocking Entrance side Car
KEB	Kontakt Erdbeben Contact Earthquake		KTS	Kontakt Tuer Schacht x. Stockwerk Contact Door Hoistway xth Floor		LUB	Lamp Maintenance und Error Lampe Wartung und Fehler

1089335  
ProjAe:  
Plot-Date: 14.03.2013

ECAD

Schindler El. Ltd. CH-6600 Locarno	Modification	Ae 0	Ae 1	Ae 2	Ae 3	Ae 4	Ae 5	Archive No. 11220	Created	14.03.2013	skyline	Commission 1089335	0000001109	Location	Inst. =L1	No. pages 27	Format A3
	KA-No.	155 461	155 534					Replaces / Mod.	Checked	11-05-01	ferreite	BMK Legende		Lead Office		Page	Lang.
	Date	10-01-29	11-05-01					Basis drawing	Norms check.	11-05-01	achermppe	Device ID Index		LO1	CS 1089335	26	EN
							S 274 921.1 P2	Released	11-05-01	kragpe	CO MX						

LUET	Lampe Ueberbrueckung Tuer (Aufzug in Tuerzone) Lamp Overbridging Door (Elevator in Door Zone)	REF	Relais Evakuationsfahrt (Anlasser) Relay Evacuation Travel (Starter)	SH	Schuetz Haupt- Contactor Main
MB	Motor Bremse Motor Brake	REFE	Relais Evakuationsfahrt Ende Relay Evacuation Travel End	SIBS	Sicherung Beleuchtung Schacht Fuse Lighting Hoistway
MF	Mikrofon Microphone	REFEH1	Relais Evakuationsfahrt Ende-Halt 1 Relay Evacuation Travel End-Stop 1	SIH	Sicherung Haupt- (Gebäude) Fuse Main- (Building)
MGB	Magnet Bremse Magnetic Brake	RFBE	Relais Freigabe Beleuchtung Etage Relay Release Lighting Floor	SIHL	Sicherung Haupt- Licht (Gebäude) Fuse Main- Lighting (Building)
MGBV	Magnet Begrenzer Geschwindigkeit Magnet Speed Governor	RFEF	Relais Freigabe Evakuationsfahrt Relay Release Evacuation Travel	SIL	Sicherung Lichtnetz Fuse Lighting Mains
MGBV-A	Magnet Begrenzer Geschwindigkeit Aus Magnet Speed Governor Off	RFEFG	Relais Freigabe Evakuationsfahrt Gruppe Relay Release Evacuation Travel Group	SOA	Sonnerie Alarm Signal System Audible Alarm
MGBVG	Magnet Begrenzer Geschwindigkeit Gegengewicht Magnet Speed Governor Counterweight	RFNO	Relais Freigabe Notstrombetrieb Relay Release Emergency Power Operation	SONA	Sicherung Notausstieg Kabine Signal System Emergency Exit Car
MGBVG-A	Magnet Begrenzer Geschwindigkeit Aus Magnet Speed Governor Off	RFNOG	Relais Freigabe Notstrom Gruppe Relay Release Emergency Power Group	SUMC	Sonnerie Alarm Signal System Audible Alarm
MGTC	Magnet Tableau Kabine Magnet car operating panel	RFUET	Relais Freigabe Überbrückung Tür Relay Release Overbridging Door	SUMP	Sicherung Notausstieg Kabine Signal System Emergency Exit Car
MGV	Magnet Verriegelung Magnetic Locking	RH	Relais Haupt-, Erste Geschwindigkeit Relay Main, First Speed<0	TA	Trafo Anpass-, Transformer Adaptor
MH	Motor Hub Motor Hoisting	RIB	Relais Inbetrieb Relay In-Operation	TAS	Trafo Anpass-, Steuerung Transformer Adaptor-, Elevator Control
MT	Motor Tuer Motor Door	RKPH	Relais Kontrolle Phasen Relay Supervision Phases	TDIV	Tacho Digital Geschwindigkeit Tacho Digital Speed
MV	Motor Verriegelung Motor Locking	RKUET	Relais Kontrolle Ueberbrueckung Tuer Relay Supervision Overbridging Door	TDIW	Tacho Digital Weg Tacho Digital Position
MVE	Motor Ventilator Motor Fan	RLC-A	Relais Lampe Kabine Aus Relay Lamp Car Off	THMH	Thermo Motor Hub Thermal Motor Hoisting
MVEC	Motor Ventilator Kabine Motor Fan Car	RMVE	Relais Motor Ventilator Relay Motor Fan	THMVE	Thermo Motor Ventilator Thermal Motor Fan
NGO	Netzgerät Optionen Power Supply Options	RMVEC	Relais Motor Ventilator Kabine Relay Motor Ventilator Kabine	VCA	Gerät Sprachansage Voice Annunciator Device
NGT	Power Supply Door Netzgerät Türe	RNO	Relais Notstrombetrieb Relay Emergency Power Operation	VF	Antrieb Frequenzumrichter Drive Frequency Converter
NGTM	Netzgerät Tele Monitoring Power Supply Tele Monitoring	RPHT	Relais Photozelle Tuer Relay Photocell Door	ZLTR	Zline Terminal Zline Terminal
OLM	Drossel Motor Ausgang Choke Motor Output	RSK	Relais Sicherheitskreis Relay Safety Circuit	ZQF	Zaehler Fahrten Counter Travel
PABX	Private Automatic Branch Exchange	RSM	Relais Stoermeldung Relay Fault Signal	ZQH	Zaehler Stunden Counter Hours
PAS	Steckdose Apparateschrank Socket Controller Cabinet	RSPT-A	Relais Sperrung Tür- Aus Relais Blocking Door- Off	Z-ALARM	Zentral Alarm Central Alarm
PC	Steckdose Kabine Socket Car	RUESG	Relay Overbridging Pit Contacts Relais Überbrückung Schachtgruben Kontakte		
PEBO	Pulse electric brake opening device Pulse electric brake opening device	RUETFF	Relay Overbridging door firefighter service Relais Überbrückung Tür Feuerwehrnotfahrt		
RA	Relais Alarm Relay Alarm	RT-O	Relais Tür - Öffnen Relay Door - Open		
RAB	Relais Ausserbetrieb Relay Out-of-Service	RT-S	Relais Tür - Schliessen Relay Door - Close		
RBF	Relais Brandfall Relay Fire Operation	RTRT	Relais Trigger Tuer Relay Trigger Door		
RBV	Relay Speed Governor Relais Geschwindigkeits Begrenzer	RUET	Relais Ueberbrueckung Tuer Relay Overbridging Door		
RBVG	Relay Speed Governor Counterweight Relais Geschwindigkeits Begrenzer Gegengewicht	SALSIS	Absolut Wertgeber Schachtinformation Absolut Encoder Hostway Information		
RCDD	Relay Car Damping Device Relais Kabinen Dämpfung	SBBD	Switch BIO Duplex PCB Umschalter BIO Duplex PCB		
RE-A	Relais Stockwerkrufe Aus Relay Hall Call Off	SGRW	Schutz Gleichrichter Widerstand Contactor Rectifier Resistance		
REC	Inspektion Kabine (Tableau) Inspection Car (Panel)	SIS	Sicherung Steuerung Fuse Control		

Schindler El. Ltd. CH-6600 Locarno	Modification	Ae 0	Ae 1	Ae 2	Ae 3	Ae 4	Ae 5	Archive No. 11220	Created	14.03.2013	skyline	Commission 1089335	0000001109	Location	Inst. =L1	No. pages 27	Format A3
	KA-No.	155 461	155 534					Replaces / Mod.	Checked	11-05-01	ferreite	BMK Legende		Lead Office		Page	Lang.
	Date	10-01-29	11-05-01					Basis drawing	Norms check.	11-05-01	achermppe	Device ID Index		LO1	CS 1089335	27	EN
							S 274 921.1 P3	Released	11-05-01	kragpe	CO MX						



## Technology Center Contacts

### Email

Lift-technology@yongxiangroup.com

### WhatsApp

Pre-sales Service +86 15339047757

After-sales Service +86 13379038227