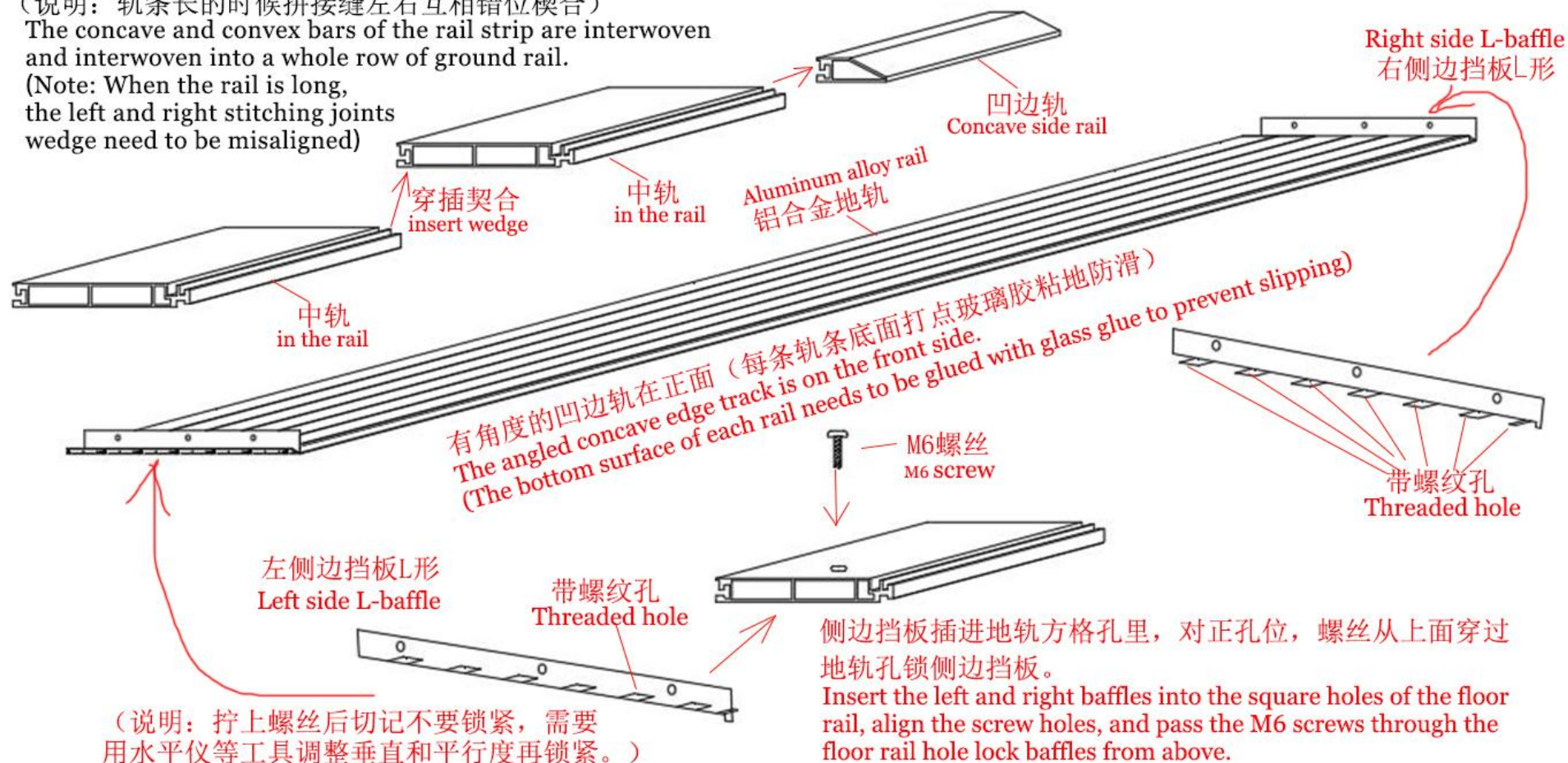


① 铝合金地轨安装说明

Installation instructions of aluminum alloy ground rail

轨条凹凸之间互相楔合穿插组合成一整排地轨
 (说明: 轨条长的时候拼接缝左右互相错位楔合)
 The concave and convex bars of the rail strip are interwoven and interwoven into a whole row of ground rail.
 (Note: When the rail is long, the left and right stitching joints wedge need to be misaligned)

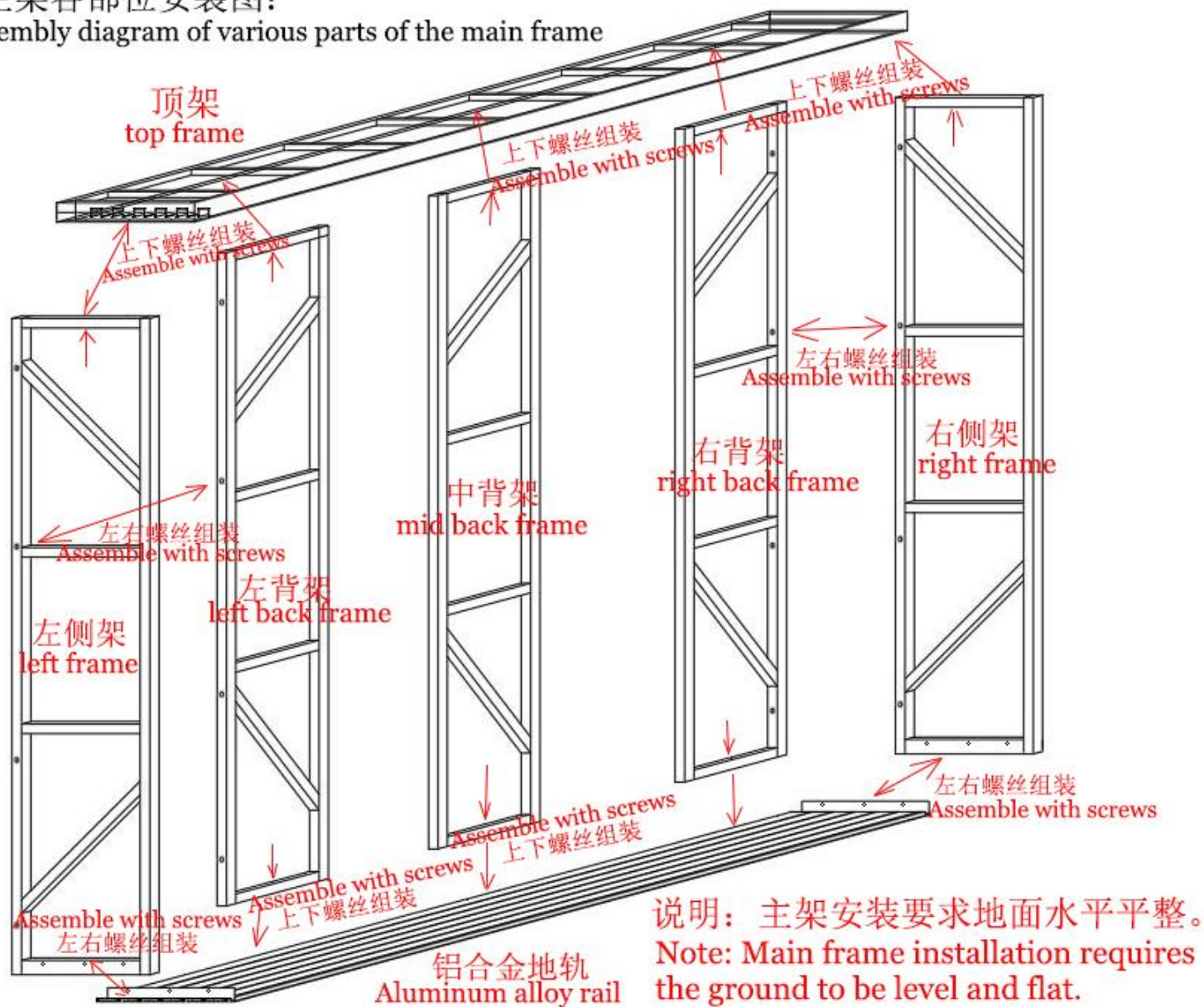


(说明: 拧上螺丝后切记不要锁紧, 需要用水平仪等工具调整垂直和平行度再锁紧。)

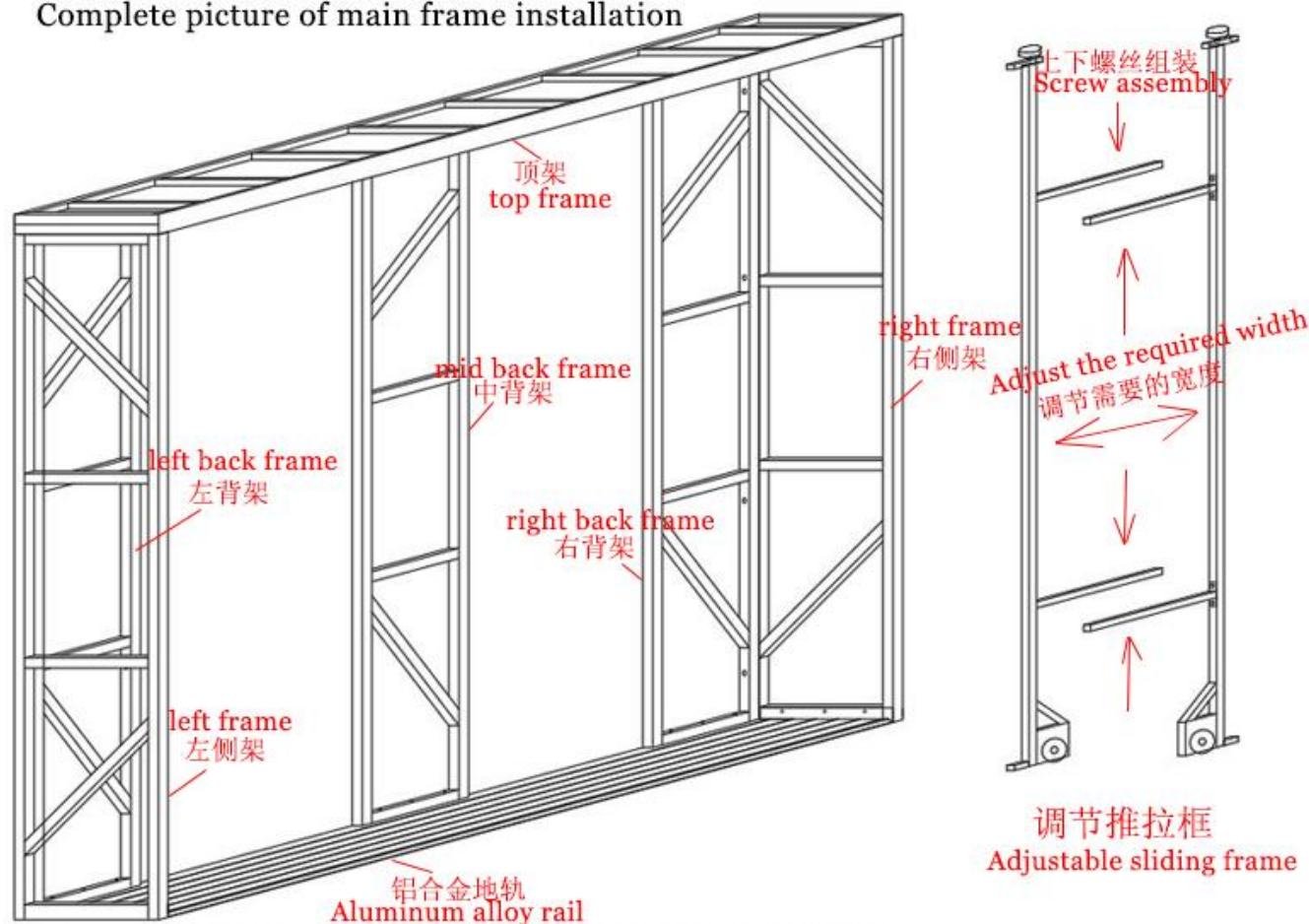
(Note: After tightening the screws, remember not to tighten them first. You need to use a level or other tools to adjust the verticality and parallelism before tightening.)

②主架各部位安装图:

Assembly diagram of various parts of the main frame



③主架安装完成图
 Complete picture of main frame installation



说明：主架组装完成后注意要检查并锁紧各部位螺丝。
 (借助水平仪测量检查主架水平和垂直度并做适当调整)

Note: After the main frame is assembled, be sure to check and tighten the screws in all parts.

(Use a level to measure and check the level and verticality of the main frame and make appropriate adjustments)

说明：推拉框由于拆装结构，运输过程外力挤压容易影响框的直角和平面，判断方法：

①框正的对角是相等的，可以测量对角判断框正不正，对角大的可能要冲击力的挤压矫正；

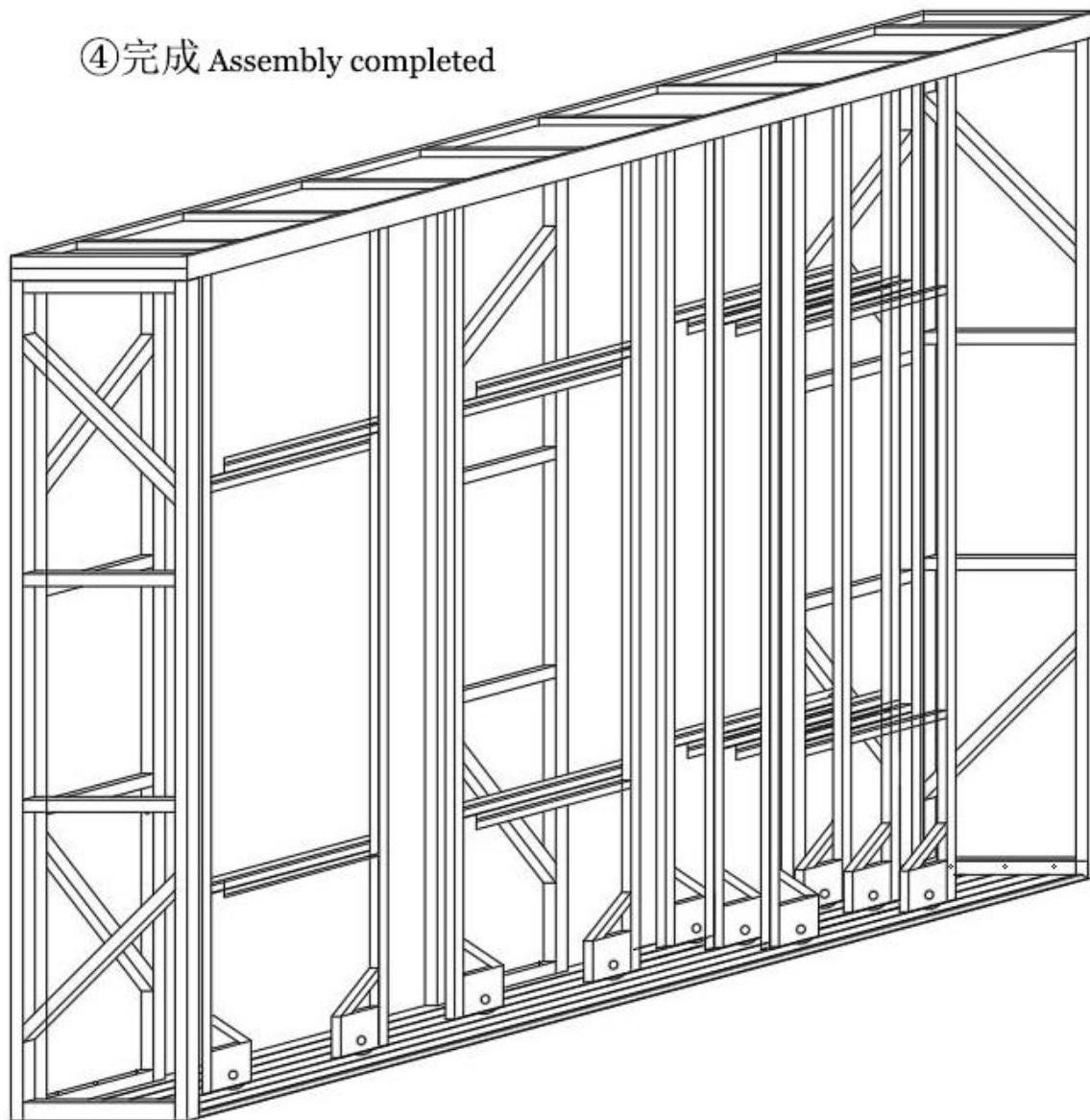
②可以平放地面判断框平面是否平整，对歪扭位置做适当力度压迫矫正。

Note: Due to the disassembly and assembly structure of the push-pull frame, External extrusion during transportation can easily affect The right angles and planes of the frame, how to judge:

①The opposite angles of the frame are equal, yes Measure the diagonal corners to determine whether the frame is correct or not, diagonally Large ones may require impact correction;

②It can be placed flat on the ground to determine whether the plane of the frame is Is it flat? Apply appropriate force to the crooked position.Squeeze correction.

④完成 Assembly completed



说明：
整个行程推拉滑动推拉板，
检查全部推拉板的上轮要
进槽轨并且吃位要足够。

Note: The sliding push-pull
frame must be inspected if
the entire stroke can be slid.
Check and correct to ensure
that the upper wheel must
enter the groove rail
sufficiently.

Installation instructions of adjustable width sliding tile display stand with independent main frame:

FOSHAN MASTER XUAN DISPLAY CO., LIMITED: 86 0757-82569559

安装和维护说明

Installation and maintenance instructions

为了确保展厅装修整体效果，请尽量在展厅设计阶段和施工之前整体考虑展厅布局，包括展架摆放位置和展架安装场地的要求注意事项：

In order to ensure the overall effect of the exhibition hall decoration, please try to consider the exhibition hall layout as a whole during the exhibition hall design stage and before construction, including the requirements and precautions for the location of the exhibition racks and the installation site of the exhibition racks:

1. 落地安装的要求地面水平平整，整个地面要硬实坚固；

Floor-standing installation requires that the ground be level and flat, and the entire ground must be hard and solid;

2. 钉墙安装的要求实心墙或者墙面已经加固足够受力，整个墙面要求平整且垂直于水平地面；

Nail wall installation requires a solid wall or a wall that has been reinforced to bear sufficient force, and the entire wall must be flat and perpendicular to the horizontal ground;

3. 顶上安装的要求顶面稳固足够承受力，整个顶面要求平整且与水平地面平行，顶-底内高误差 5mm 内；

Top installation requires that the top surface be stable and capable of bearing capacity, the entire top surface must be flat and parallel to the horizontal ground, and the top-to-bottom inner height error must be within 5mm;

安装前请阅读安装说明书或安装视频，按照相应步骤及要求安装展架，并注意以下安装、调试注意事项和产品维护说明：

Before installation, please read the installation manual or installation video, install the display rack according to the corresponding steps and requirements, and please pay attention to the following installation, debugging precautions and product maintenance instructions:

1. 展架是类家具产品，建议在展厅装修完成且清洁完毕后安装展架；

Display racks are similar to furniture products. It is recommended to install the display racks after the exhibition hall is decorated and cleaned. Products containing board products such as MDF must be waterproof and moisture-proof, and be particularly careful not to be soaked in standing water or excessively damp;

2. 请正确使用安装工具，必须借助水平仪等科学工具控制安装误差和调试摆正展架；

Please use the installation tools correctly, and you must use scientific tools such as a level to control installation errors and debug and straighten the display racks;

3. 钉墙安装的必须要牢固安装在墙面，顶上安装的必须要牢固安装在顶部，落地安装的必须要落地平稳；

Those installed on the wall must be firmly installed on the wall, those installed on the ceiling must be firmly installed on the top, and those installed on the floor must stand firmly on the ground;

4. 带外架结构的要检查外架的水平度和垂直度，摆正调试完成后紧锁各部位螺丝，根据实际需要借助拉爆打地或钉墙加固，特别是窄浅且高的一定要拉墙加固；

For structures with a main frame that stands independently on the ground, check the horizontality and verticality of the main frame. After alignment and debugging, tighten the screws of each part. Use blasting and nailing to the ground or wall for reinforcement according to actual needs, especially if the depth is narrow. The shallow and high main frame must be reinforced by nailing and pulling the wall;

5. 上下装轮子走轨道移动的拉板，拉板板面要平行于安装的上下轨道并且垂直于地面，检查拉板的平面度和垂直度，判断上下轨道的平行度和平行距离做合适的调整；

Pulling plates are installed up and down with wheels that move on tracks. The plane of the pulling plate should be parallel to the installed upper and lower rails and

Installation instructions of adjustable width sliding tile display stand with independent main frame:

FOSHAN MASTER XUAN DISPLAY CO., LIMITED: 86 0757-82569559

perpendicular to the ground. Check the flatness and verticality of the pulling plate, judge the parallelism and parallel distance of the upper and lower rails, and make appropriate adjustments. ;

6. 有槽轨走轮子的要求检测并调试到轮子吃位足够，特别是顶装槽轨在超长空间的顶-底高度差一定要做好轮子吃位的检测并调试，检测的时候注意要整个可移动到的行程范围进行检测；

Wheels running in grooved rails require detection and adjustment to ensure that the wheels are sufficiently in the grooves. Especially for grooved rails installed on the top of extremely long spaces, it is necessary to check that the wheels are sufficiently in the grooves and adjust them. Note that the entire length must be All travel ranges must be tested;

7. 产品固定方式是包边卡边/卡勾/拉勾/挂勾等的都要检查卡/拉/勾吃位足够固定住产品；

The product fixation method is hemming and edge clamping/hook/pull hook/hook, etc. All must check that the clamp/pull/hook position is sufficient to fix the product;

8. 带灯具、电动电器和其他用电设备的，务必做到安全用电，规范接线，规范操作使用电器设备，严禁违规接线和电线外露；

If it contains lamps, electric appliances and other electrical equipment, be sure to use electricity safely, standardize wiring, standardize the operation and use of electrical equipment, and strictly prohibit illegal wiring and exposure of wires;

9. 请在展架最大承重范围内放置相关要展示的产品，产品有一定重量和运动惯性，请平缓操作使用，禁止暴力操作包括猛力推拉撞击等存在安全隐患的行为；

The products placed on the display rack must be within the load-bearing range of the display rack. The products have a certain weight and movement inertia. Please operate them reasonably and gently. Violent operations including violent pushing, pulling, and impacting, etc. that pose safety hazards are prohibited.

10. 请安排有相关丰富经验的安装人员进行安装，会让整个安装流程更顺利，其他未尽事项请根据科学合理的经验判断完善；

Please arrange for installation personnel with relevant and rich experience to carry out the installation, which will make the entire installation process smoother. Please complete other matters that are not covered based on scientific and reasonable experience.

11. 展架保养：定期对展架清洁和保养，建议使用养护上光剂清洁展架，并且经常检查所有连接件处螺栓是否有松动、异响等情况，及时维修；

Exhibition rack maintenance: Regularly clean and maintain the exhibition rack. It is recommended to use maintenance polish to clean the display rack, and frequently check whether the bolts at all connectors are loose or abnormal, and repair them in time;

12. 展架保修：主体产品及配件保修一年，长期提供技术支持；

Exhibition stand warranty: The main product and accessories are guaranteed for one year, and long-term technical support is provided;

13. 我们会根据实际需求对产品进行优化更新，尺寸和结构参数等变更不做另行通知，特别是定制产品以实际沟通为准。

We will optimize and update the product according to actual needs. Changes in size and structural parameters will not be subject to further notice. In particular, customized products are subject to actual communication.

一般安装说明书和展架所需螺丝等配件都会在包装箱内，通常大部分客户都可以顺利完成所有产品的安装和调试，如在安装过程中遇到任何不清楚的情况，请与我们联系，服务电话：0757-82569559

The installation instructions, screws and other accessories required for the display rack will be in the packaging box. Usually, most customers can successfully complete the installation and debugging of all products. If you encounter any unclear situations during the installation process, please contact us.

Tel: +86-757-82569559

Mobile/Wechat/Whatsapp: +86-18022881667

Email: rita@xuanshifu.com

Lee@xuanshifu.com

Website: <https://masterxuan.com/>