

Installation and maintenance instructions

In order to ensure the overall effect of the exhibition hall decoration, please try to consider the exhibition hall layout as a whole during the exhibition hall design stage and before construction, including the requirements and precautions for the location of the exhibition racks and the installation site of the exhibition racks:

1. Floor-standing installation requires that the ground be level and flat, and the entire ground must be hard and solid;
2. Nail wall installation requires a solid wall or a wall that has been reinforced to bear sufficient force, and the entire wall must be flat and perpendicular to the horizontal ground;
3. Top installation requires that the top surface be stable and capable of bearing capacity, the entire top surface must be flat and parallel to the horizontal ground, and the top-to-bottom inner height error must be within 5mm;

Before installation, please read the installation manual or installation video, install the display rack according to the corresponding steps and requirements, and please pay attention to the following installation, debugging precautions and product maintenance instructions:

1. Display racks are similar to furniture products. It is recommended to install the display racks after the exhibition hall is decorated and cleaned. Products containing board products such as MDF must be waterproof and moisture-proof, and be particularly careful not to be soaked in standing water or excessively damp;
2. Please use the installation tools correctly, and you must use scientific tools such as a level to control installation errors and debug and straighten the display racks;
3. Those installed on the wall must be firmly installed on the wall, those installed on the ceiling must be firmly installed on the top, and those installed on the floor must stand firmly on the ground;
4. For structures with a main frame that stands independently on the ground, check the horizontality and verticality of the main frame. After alignment and debugging, tighten the screws of each part. Use blasting and nailing to the ground or wall for reinforcement according to actual needs, especially if the depth is narrow. The shallow and high main frame must be reinforced by nailing and pulling the wall;
5. Pulling plates are installed up and down with wheels that move on tracks. The plane of the pulling plate should be parallel to the installed upper and lower rails and perpendicular to the ground. Check the flatness and verticality of the pulling plate, judge the parallelism and parallel distance of the upper and lower rails, and make appropriate adjustments. ;
6. Wheels running in grooved rails require detection and adjustment to ensure that the wheels are sufficiently in the grooves. Especially for grooved rails installed on the top of extremely long spaces, it is necessary to check that the wheels are sufficiently in the grooves and adjust them. Note that the entire length must be All travel ranges must be tested;
7. The product fixation method is hemming and edge clamping/hook/pull hook/hook, etc. All must check that the clamp/pull/hook position is sufficient to fix the product;
8. If it contains lamps, electric appliances and other electrical equipment, be sure to use electricity safely, standardize wiring, standardize the operation and use of electrical equipment, and strictly prohibit illegal wiring and exposure of wires;
9. The products placed on the display rack must be within the load-bearing range of the display rack. The products have a certain weight and movement inertia. Please operate them reasonably and gently. Violent operations including violent pushing, pulling, and impacting, etc. that pose safety hazards are prohibited.
10. Please arrange for installation personnel with relevant and rich experience to carry out the installation, which will make the entire installation process smoother. Please complete other matters that are not covered based on scientific and reasonable experience.
11. Exhibition rack maintenance: Regularly clean and maintain the exhibition rack. It is recommended to use maintenance polish to clean the display rack, and frequently check whether the bolts at all connectors are loose or abnormal, and repair them in time;
12. Exhibition stand warranty: The main product and accessories are guaranteed for one year, and long-term technical support is provided;
13. We will optimize and update the product according to actual needs. Changes in size and structural parameters will not be subject to further notice. In particular, customized products are subject to actual communication.

The installation instructions, screws and other accessories required for the display rack will be in the packaging box.

Usually, most customers can successfully complete the installation and debugging of all products. If you encounter any unclear situations during the installation process, please contact us.

FOCUS ON PRODUCT DISPLAY, R&D AND DESIGN

PRODUCT MANUAL



FOSHAN MASTER XUAN DISPLAY CO.,LTD.

Showroom address: room1003, 10th floor, Block T15, Smart New Town, Chancheng District, Foshan, Guangdong

Factory address: No. 11, Xiangang Roadside Industrial Zone, Songgang, Shishan, Nanhai District, Foshan City

Tel.: +86-0757-82569559

Mobile/Wechat/Whatsapp: +86-18022881667

Email: info@masterxuan.com

Website: www.masterxuan.com

FOSHAN MASTER XUAN DISPLAY CO.,LTD.

CATALOGUE

THE CONTENTS OF XUAN SHIFU

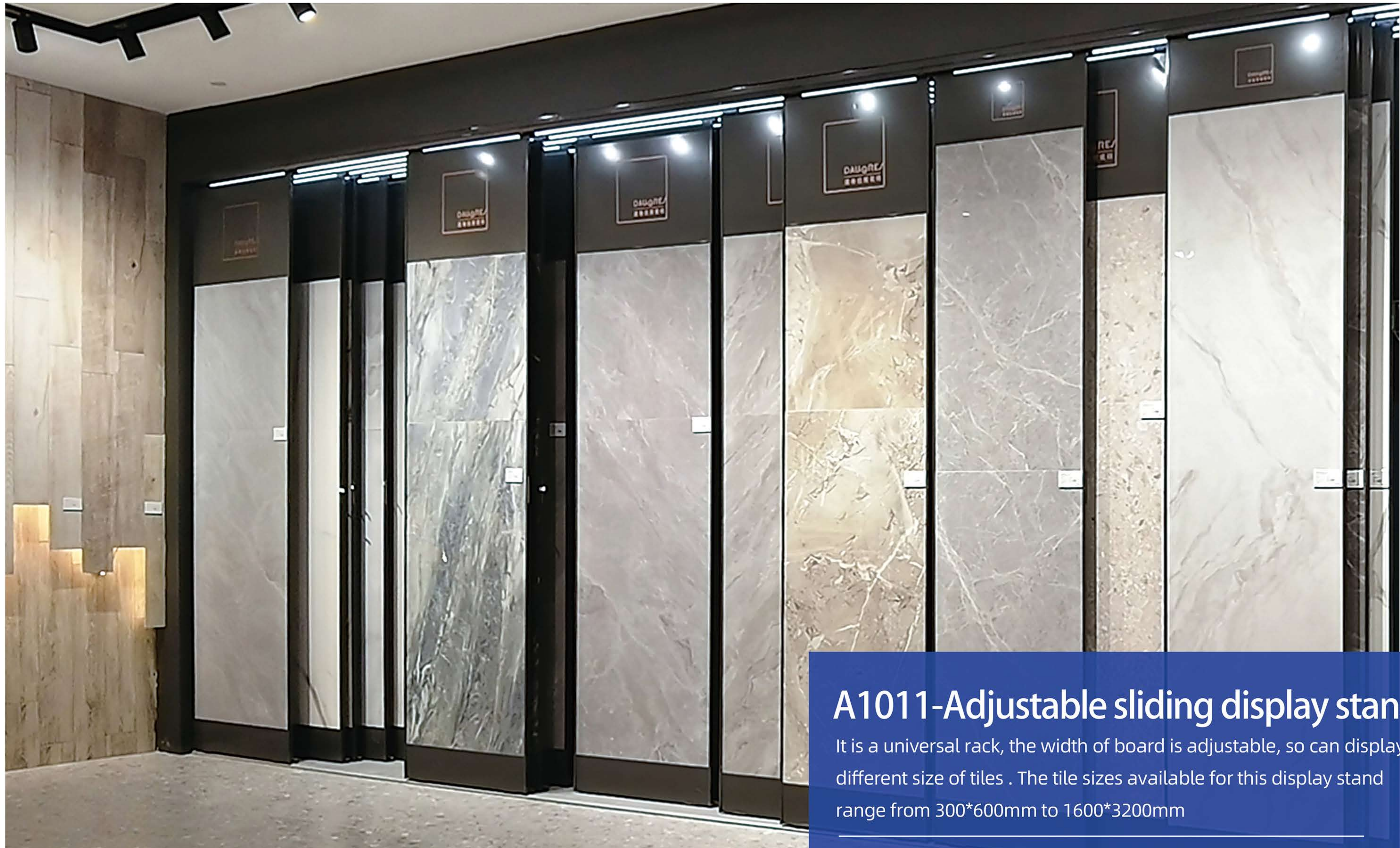


Company Profile

our company focuses on the showroom display system for tile floors, carpets, stone sample, wooden floor and other building material. integrates production, R&D and sales, and has a complete and scientific quality management system. Adhere to the business philosophy of honesty and customer first, operate and serve customers with heart.

CONTENTS

Chapter <u>1</u>	Ceramic tile and stone display stand	01
Chapter <u>2</u>	Wooden floor display stand	41
Chapter <u>3</u>	Wallpaper / paint display stand	49
Chapter <u>4</u>	Door display stand	54
Chapter <u>5</u>	Mattress and carpet display stand	57
Chapter <u>6</u>	Small rack in stock	64



A1011-Adjustable sliding display stand

It is a universal rack, the width of board is adjustable, so can display different size of tiles . The tile sizes available for this display stand range from 300*600mm to 1600*3200mm



A1011-Adjustable sliding display stand fixed by hook

Specifications	Length: 3000 * Height: 3000 * Depth: 716mm (10-layer rails * 600-1200/panel)
	Length: 3000 * Height: 3000 * Depth: 580mm (8-layer rails* 1000-1600/panel)
Panel	600-1200 adjustable/1000-1600 adjustable
Fixed mode	It can be fixed on the back wall,ceiling or equipped with outer frame for independent use

A1011-Adjustable sliding display stand fixed by wrap edge

Specifications	Length: 3000 * Height: 3000 * Depth: 716mm (10-layer rails* 600-1200/panel)
	Length: 3000 * Height: 3000 * Depth: 580mm (8-layer rails* 1000-1600/panel)
Panel	600-1200 adjustable/1000-1600 adjustable
Fixed mode	It can be fixed on the back wall,ceiling or equipped with outer frame for independent use





fixed by warp edge

A1011-Adjustable sliding display stand big slab / stone / ceramic tile / wall panel

Specifications	L 2600 * H 2850 * D 738mm (10-layer rails* total 10 sliding panels)
	L 3800 * H 2850 * D 738mm (10-layer rails* total 20 sliding panels)
	L 5000 * H 3350 * D 806mm (10-layer rails* total 20 sliding panels)
Panel	600-1200 adjustable / 1000-1600 adjustable
Fixed mode	It can be fixed on the back wall, ceiling or equipped with outer frame for independent use



the tile is fixed by hook

Equipped with an independent outer frame, it can be placed anywhere





A2001-sliding display stand for 1200*2400 continuous tiles

Specifications	L 10930 * H 2520 * D 590mm (6 Layers * 2 panels/Layer * 1200 * 2400 * 3 Strip/panel)
	L: 9800 * H: 2720 * D: 590mm (6 Layers * 2 panels/Layer * 800 * 2600 * 4 Strip/panel)
Panel	1200 * 2400 * 3 continuous tiles, 800 * 2600 * 4 continuous tiles, other specifications and dimensions can be customized
Fixed mode	It can be fixed against the wall or ceiling



A2001-Lined sliding cabinet-independent frame


Panel	1200*2400*3 chains pattern, 800*2600*4 chains pattern, customizable size
Fixed mode	It can be fixed against the wall or ceiling





A1012-Sliding display stand for ceramic tile

Specifications	L 3780 * H 2580 * D 590mm(6 layers *2 panels/layer* 1210 * 2410/panel)
	L 2570 * H 2580 * D 590mm(6 layers *1panel/layer* 1210 * 2410/panel)
Panel	6+6 display board 1210 * 2410mm/or customize other size
	6 Display board 1210 * 2410mm/or customize other size
Fixed mode	Back wall fixing (the wall have to can hold screw)



A1012-Sliding display stand for tiles which fixed by hook or wrap edge

Specifications	L 3780 * H 2580*D 590mm(6 layers *2 panels/layer* 1210 * 2410/panel)
	L 2570 * H 2580 * D 590mm(6 layers *1 panel/layer * 1210 * 2410/panel)
Panel	6+6 display board 1210 * 2410mm/or customize other size
	6 Display board 1210 * 2410mm/or customize other size
Fixed mode	Back wall fixing (the wall have to can hold screw)



This item with board each panel,so can display various size of tiles from small to big .Independent external frame and fixed ceiling can be chose.Put floor only according to the needs.


A1011e-Sliding display stand with independent frame

Specifications	length 2600*height 2670*depth 790mm(10 layers*1 panel / layer*1210*2410 / panel)
	length 3850*height 2670*depth 790mm(10 layers*2 panels / layer*1210*2410 / panel)
Panel	Display board 1210 * 2410/or customize size
Fixed mode	Put floor only

A1011e-Sliding display stand Fixed ceiling

Specifications	length2500 * height 2520 * depth 650mm(10 layers*1 pc panel / layer*1210*2410 / panel)
	length 3750*height 2520*depth 650mm(10 layers*2 pcs panel / layer*1210*2410 / panel)
Panel	10 exhibition boards 1210 * 2410/customizable: 1210 * 2210, 1010 * 2110, etc
Fixed mode	The rail is fixed on ceiling, and the headroom is controlled at 2520mm





A1001e-wooden board outer frame

A1001e-Iron plate outer frame

A1001-steel wood structure outer frame

A1001-10 drawers cabinet

Specifications	10 drawers length 760*width 750*height 910mm(10 layers*610*610 / panel)
	10 drawers length 975*width 950*height 910mm(10 layers*810*810 / panel)
	10 drawers length 1360*width 750*height 910mm(10 layers*610*1210 / panel)
Panel	610 * 610/810 * 810/610 * 1210/The size supports customization
material	Iron plate outer frame/wooden board outer frame /steel wood structure outer frame
Fixed mode	put floor only

A1-X911-cabinet with 20 drawers

Specifications	20 drawers length 760*width 650*height 1000mm(20 layers*610*610 / panel)
	20 drawers length 960*width 850*height 1000mm(20 layers*810*810 / panel)
	20 drawers length 1280*width 650*height 1000mm(20 layers*610*1210 / panel)
Panel	610 * 610/810 * 810/610 * 1210/The size supports customization
Fixed mode	put floor only

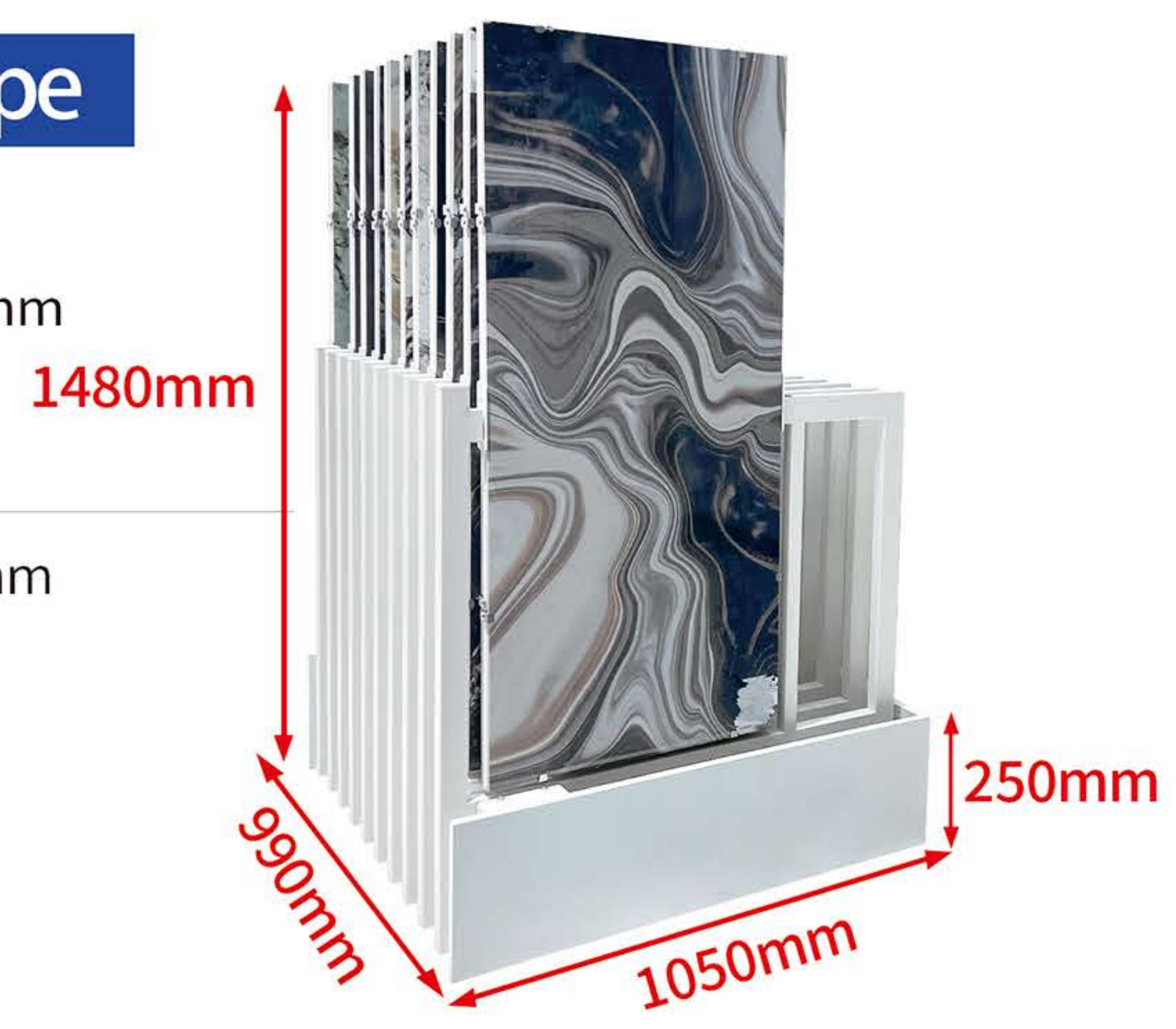




A1019-360° rotation type


size:
 Length 990 * Depth 1050 * Height 1480mm
 (10 draws to display 20 samples)
 Used for sample size in 600*1200 mm

Length 990 * Depth 1200 * Height 1780mm
 (10 draws to display 20 samples)
 used for 750 * 1500
 Fixed method: floor standing



A1019-360° rotation type

size:
 Length 1130 * Depth 1565 * Height 1345mm
 (10 draws to display 20 samples)
 used for 1200 * 1200
 Fixed method: floor standing




Ceramic tile and stone display stand

combination series B1



Ceramic tile and stone display stand

combination series A1



Ceramic tile and stone display stand

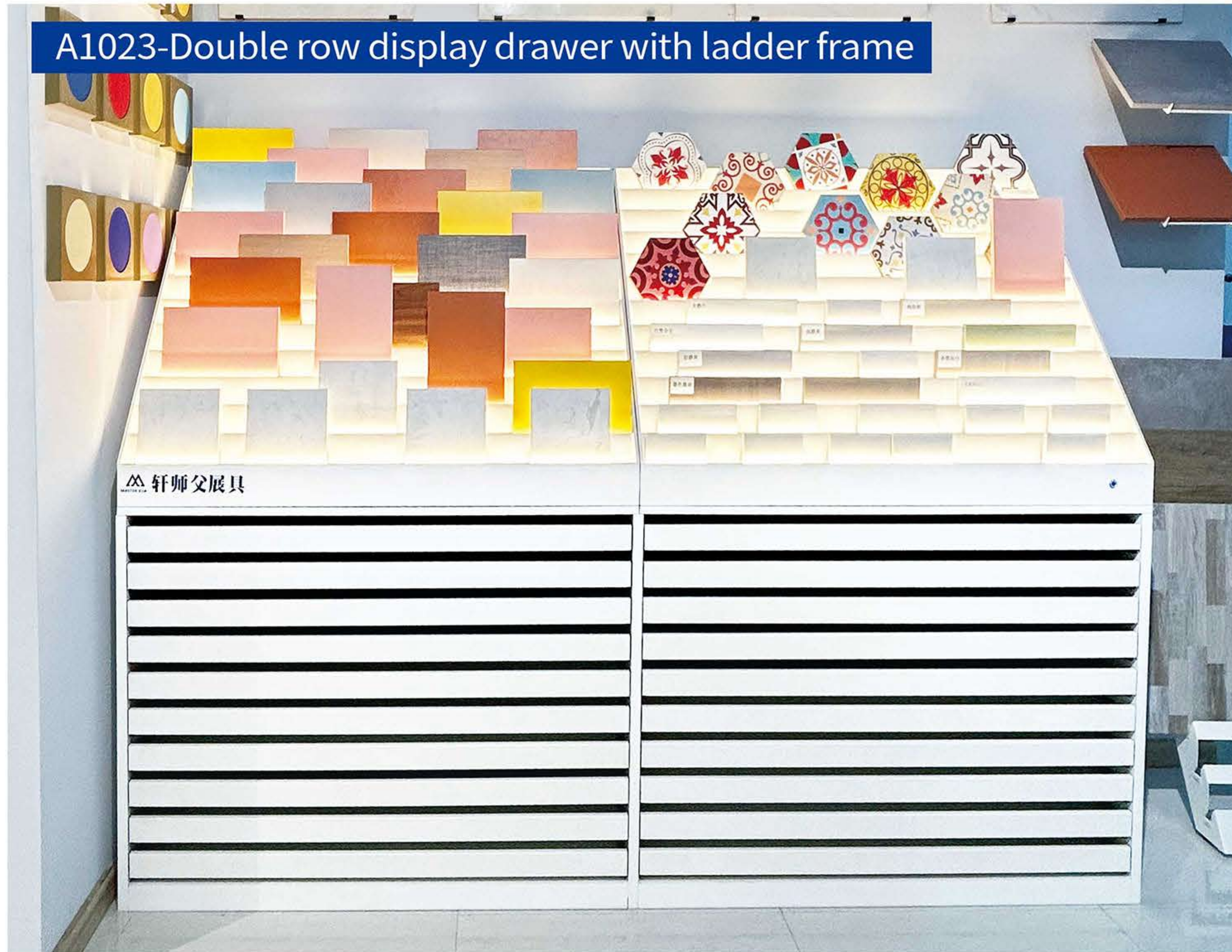
combination series A1028



Ceramic tile and stone display stand

combination series A1029





<p>outer size: 2547*670*925mm(10th floor) sample size: 600*1200mm-Max</p> <p>Double rows</p>	<p>outer size: 1290*670*925mm(10th floor) sample size: 600*1200mm-Max</p> <p>Single row drawer cabinet</p>	<p>outer size: 1273*670*823*28mm(12 slots) sample size: 400*400mm-Max</p> <p>Ladder style iron frame (including lighting)</p>
--	--	---

<p>outer size: 900*255*185*14mm Sample size: 300*300mm(Max)-(16slots)</p> <p>X631</p>	<p>outer size: 1000*200*185mm Sample size: 296*200mm(Max)</p> <p>X632</p>	<p>outer size: 1000*200*180*14mm(3th floor) Sample size: 300*300mm(Max)</p> <p>X633</p>	<p>External dimensions: 100*195*195 Groove width 14mm/thickness 2mm Sample size: 150*150/120*120/200*200/200*150 (Samples with a thickness of less than 14mm)</p> <p>T02</p>
<p>outer size: 200*235*248mm Sample size: 300*300mm(Max)</p> <p>X611</p>		<p>X621</p>	




<p>outer size: 2580*600*1800mm sample size: 600*1200mm-Max</p> <p>(Ladder holder+drawer cabinet)* 2</p>	<p>outer size:1290*600*1000mm(20 layers) sample size: 600*1200mm-Max</p> <p>single row 20 layers drawer cabinet</p>	<p>outer size:1290*600*800mm(3ladders 6 slots) sample size: 300*300mm-Max</p> <p>ladder holder</p>
---	---	--

<p>outer size: 2580*670*1725mm sample size: 600*1200mm-Max</p> <p>(Ladder holder+drawer cabinet)* 2</p>	<p>outer size: 1290*670*925mm(10 layers) sample size: 600*1200mm-Max</p> <p>single row 10 layers drawer cabinet</p>	<p>outer size: 1290*670*800mm(3ladders) sample size: 300*300mm-Max</p> <p>ladder holder</p>
---	---	---

A1026 Drawer inclined plate combination cabinet



outer size: 3600*600*2400mm
sample size: 400*400mm-Max




(drawer cabinet + inclined cabinet)*3sets

outer size: 1200*600*900mm(3 drawers)
sample size: 300*300mm-Max



Single row drawer cabinet

outer size: 1200*350*1500mm(4layers)
sample size: 400*400mm-Max



Inclined display cabinet



A1008- Ceramic tile reclining rack

Specifications	length 2160 * height 1300 * depth 1180mm(Single row of 8 layers * 1000 * 1000/panel)
	length 2520 * height 1300 * depth 1370mm(Single row of 10 layers * 1200 * 1200/panel)
	length 3800 * height 1300 * depth 1370mm(Double row of 10 layers * 1200 * 1200/panel)
Panel	1010 * 1010/1210 * 1210/support customized size
Fixed mode	floor standing

Ceramic tile and stone display stand

small push-pull style




A1017-Adjustable style

specifications:
Length 820*depth 930*height 600mm(10pcs rails)
Double sided sample placed
(wide 600mm/750mm/800mm/900mm)



A1017-Ladder type

specifications:
Length 1500*depth 710*height 450
(10pcs rails 800*800)
10 pcs(600mm/750mm/800mm/900mm)customized



Ceramic tile stone display rack

small push-pull style



A1016-Gantry simple drawing cabinet

specifications:
Length 790*depth 680*height 1375
(10 draws*600*1200)
Place tiles less than 14mm thick
(600*1200mm/800*1600mm/900*1800mm)customized



A1027 Rock slab floor sliding cabinet

Outer frame size:L 676* D 1465* H 2882mm
(5 draws)
Sample size: 1200 * 2700mm
Fixed method: floor standing



A1017e-simple sliding display stand with adjustable rail

600-900 width is adjustable
Size: L 1630* H 1070* D 715mm (10 draws)
Display sample size: 600*1200/750* 1500/
800 *1600/900*1800mm

800-1200 width is adjustable
Size: L1935* H1070* D715mm
Display sample size: 800*1600/
900*1800/1200*1200mm





A1003e-push-pull tile display stand with rotation for big slab

Specifications	length 575 * height 2760 * depth 1530mm(6 panels *1200*2400/ panel)
	length 885 * height 2760 * depth 1530mm(10 panels*1200*2400/ panel)
Panel	customized: 1200*2400 / 1200*2700 600*2400/800*2400/900*1800 etc
Fixed mode	floor standing



A1003-push-pull rotating tile display stand with bottom board

Specifications	length 555 * height 2800 * depth 1530mm(6 panels *1210*2410/ panel)
	length 855 * height 2800 * depth 1530mm(10 panels *1210*2410/ panel)
Panel	1210 * 2410/size supports customization
Fixed mode	floor standing



structure with card slot



structure with base board

A1002-push-pull display stand for ceramic tile

Specifications	length 515 * height 2650 * depth 1450mm(5 panels * 1210 * 2410/panel)
	length 590 * height 2650 * depth 1450mm(6 panels * 1210 * 2410/panel)
	length 890 * height 2650 * depth 1450mm(10 panels * 1210 * 2410/panel)
Panel	1210 * 2410/size supports customization
Fixed mode	floor standing



Card slot style



Style with base board

A1007-ceramic tile display stand with board

Style with plate Card slot style

Specifications	Length 2400*Height 2610*Depth 1250mm(10 pages*1210*2410/panel)
Panel	1210 * 2410/size supports customization
Fixed mode	It can be fixed against the wall or floor standing



A1009e-display stand with board or with card slot to fix sample

Specifications	height: 2600mm
	height: 3000mm
Panel	600 * 600/800 * 800/customized
Fixed mode	fixed in ceiling and floor



A1010-Three side rotating exhibition stand

Specifications	300 * 600 three side rotating stand, height 2800mm
	600 * 600 three side rotating stand, height 2600mm
	600 * 1200 three side rotating stand, height 2800mm
Panel	600 * 600/800 * 800/customized
Fixed mode	fixed in ceiling and floor



double sides metal stand


Pure custom products, there is no standard size, the width of the display sample, the width of the shelf is how big, the ceiling height after the completion of the site decoration is how high, the shelf is how high. The structure is fixed on ceiling and floor, double-sided display, not only shows the sample, but also plays the role of partition

Double sided display effect



A1015e-Double-sided wrought iron screen partition

Specifications	L 600 * H 2400mm/L 900 * H 3000mm/ Other specifications
Panel	Fixed width and height, width is the sample width, height is the site location height
Fixed mode	Fixing up and down



(1+2) type





card slot type

A1014-(1+2) type

A1014-card slot type

Specifications	Length 600 * height 2450mm (Advertising board included)	Any custom size
	Length 800 * height 2450mm (Advertising board included)	
	Length 900 * height 2750mm (Advertising board included)	
Panel	600*600*(1+3)pcs /800*800*(1+2)pcs	Self adjustment according to sample size
Fixed mode	Wall fixing	



JY036-Adjustable horizontal and vertical rods tiles fixed by hook

Specifications	Spot vertical bars: 3000mm horizontal bars: 2500mm
Panel	Self-adjusting according to sample size
Fixed mode	wall fixing



JY036-Adjustable type sample fixed by card slot

Specifications	Vertical bars: 2500-3000mm/any custom size
Panel	Self-adjusting according to sample size
Fixed mode	wall fixing



A1015-Wrap edges around display shelves

Specifications	Any custom size
Panel	600*2400/800*2400/1200*2400/customzied
Fixed mode	Wall Fixed



A1015-Left and right wrap edge wall rack

Specifications	Height 3000mm
Panel	Self adjustment according to sample size
Fixed mode	Wall Fixed



B001- WOODEN FLOOR DISPLAY FRAME


In contemporary life, wood flooring has become a very common household decoration product. But the display of wood floor is a single display. Therefore, we have developed a wooden floor display frame. The wooden floor display frame can quickly display a variety of products, and can well display the integrity, style, color, texture and other information of products.





B001-Wooden floor page turning rack

Specifications	Length 2800*height 2200*depth 600mm(600*2000-20 pages)
	Length 1700*height 2200*depth 900mm(900*2000-10 pages)
	Length 1500*height 2000*depth 650mm(600*1800-10 pages)
Panel	600*2000 / 900*2000 / 600*1800 / Size support customization
Fixed mode	Back wall fixing or independent landing use



A1011-Wooden floor multifunctional push-pull cabinet

Specifications	Length 2600*depth 738*Height 2850mm(10 layers * 600 * 1200 / panel)
Panel	600-900 / 600-1200Adjustable
Fixed mode	Support back wall fixed, ceiling fixed or independent landing use

A1002e-Wooden floor card-slot push and pull cabinet

Specifications	Length 515*height 2650*depth 1450mm(5 panels*1210*2410/panel)
	Length 590*Height 2650*Depth 1450mm(6 panels*1210*2410/panel)
	Length 890*height 2650*depth 1450mm(10 panels*1210*2410/panel)
Panel	1210*2410 / 1210*2210 / 1010*2210 / Size support customization
Fixed mode	floor standing



A1003e-Wooden floor pull-out rotating display stand

Specifications	Length 890*Depth 1540*Height 2750mm(10 panels*1210*2410/panel)
Panel	610*1210/1210*2410/Size support customization
Fixed mode	floor standing

Wooden floor display stand

inclined style




A1008-Wooden floor reclining display stand

Specifications	Length 1330 * depth 976 * height 1300 mm(single row 10 layers-600 * 900)
	Length 2040 * depth 976 * height 1300 mm(double row 10 layers-600 * 900)
	Length 1930 * depth 1270 * height 1300 mm(single row 10 layers-900 * 1200)
	Length 2940 * depth 1270* height 1300 mm(double row 10 layers-900 * 1200)
Panel	610*910 / 910*1210/Size support customization
Fixed mode	floor standing

Wooden floor display stand

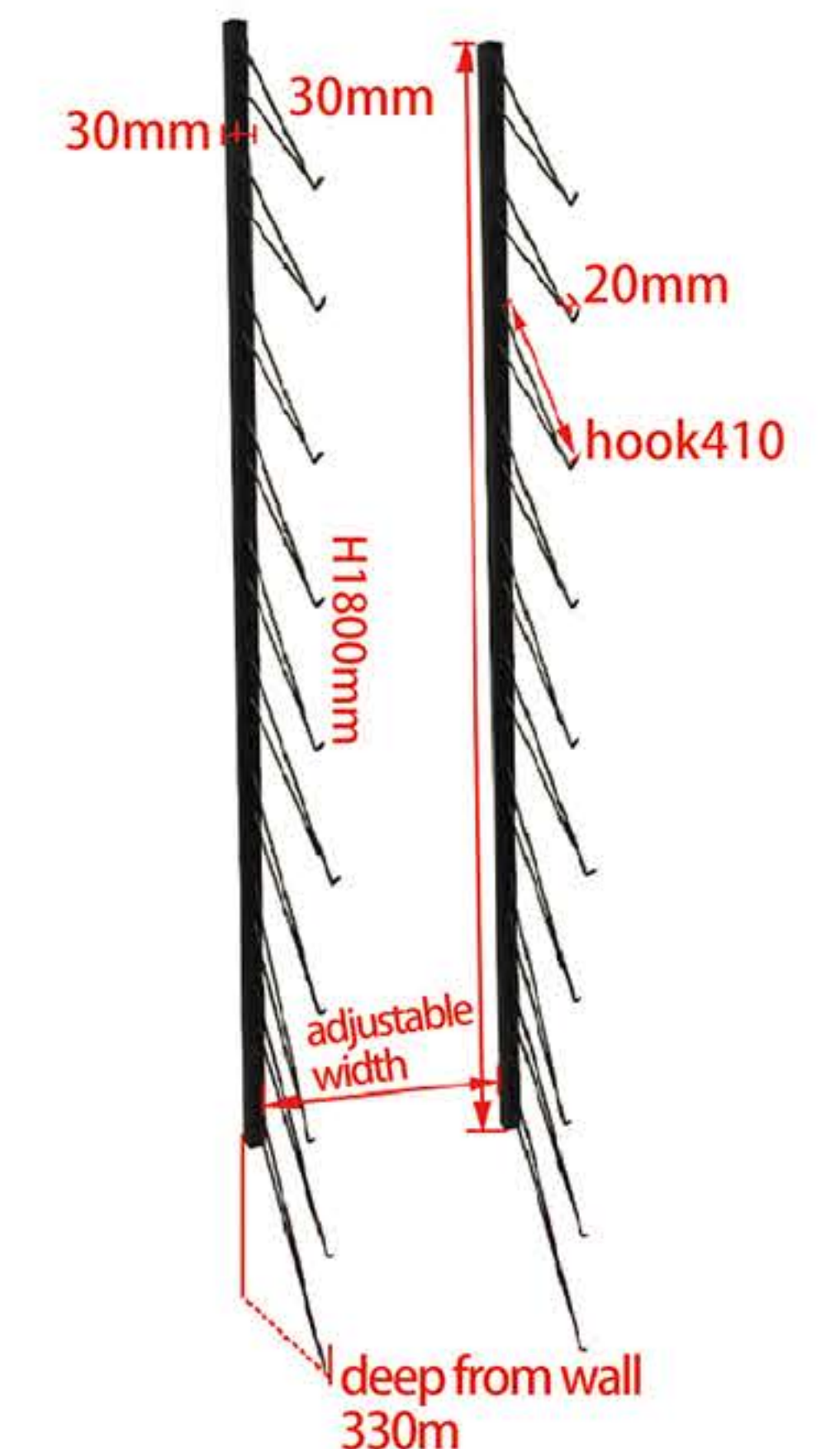
Wall rack




JY040-Multifunctional wall shelves

Specifications	Vertical bar height:1800mm
	1. Hook length:210mm
	2. Hook length:310mm
Fixed method	3. Hook length:410mm
	Wall fixing

Details size of case: hook L410mm





DISPLAY BOARD FOR WALLPAPER OR WALL COATING

Overall

It can intuitively display the integrity of the product, and clearly see the quality, color and other information of the product.

Functionality

A variety of display functions, including the display effect of the pull-out rotary version, the page turning version, the rotary frame, and the left and right push-pull version.

Elegance

The space occupied by the exhibition stand is minimized and the exhibition area is maximized through the minimalist design.

Economy

It is made of traditional thickened steel and traditional technology, all for better customer service.

A1011e-Push-pull display stand for wallpaper

Specifications	Length 2100*height 2460*depth 660mm(6 layers*2 panels / layers*600*2200 panel)
	Fixed ceiling size supports customization Installation headroom 2310
Panel	600*2200 / 800*2200
Fixed mode	Ceiling fixed, floor standing





A1003-Push-out rotating display stand for wallpaper paint

Specifications	length 890*height 2800*depth 1490mm(10 panels*1210*2410/panel)
Panel	1210*2410/size supports customization
Fixed mode	floor standing

A1003-Paint wallpaper page turning display stand

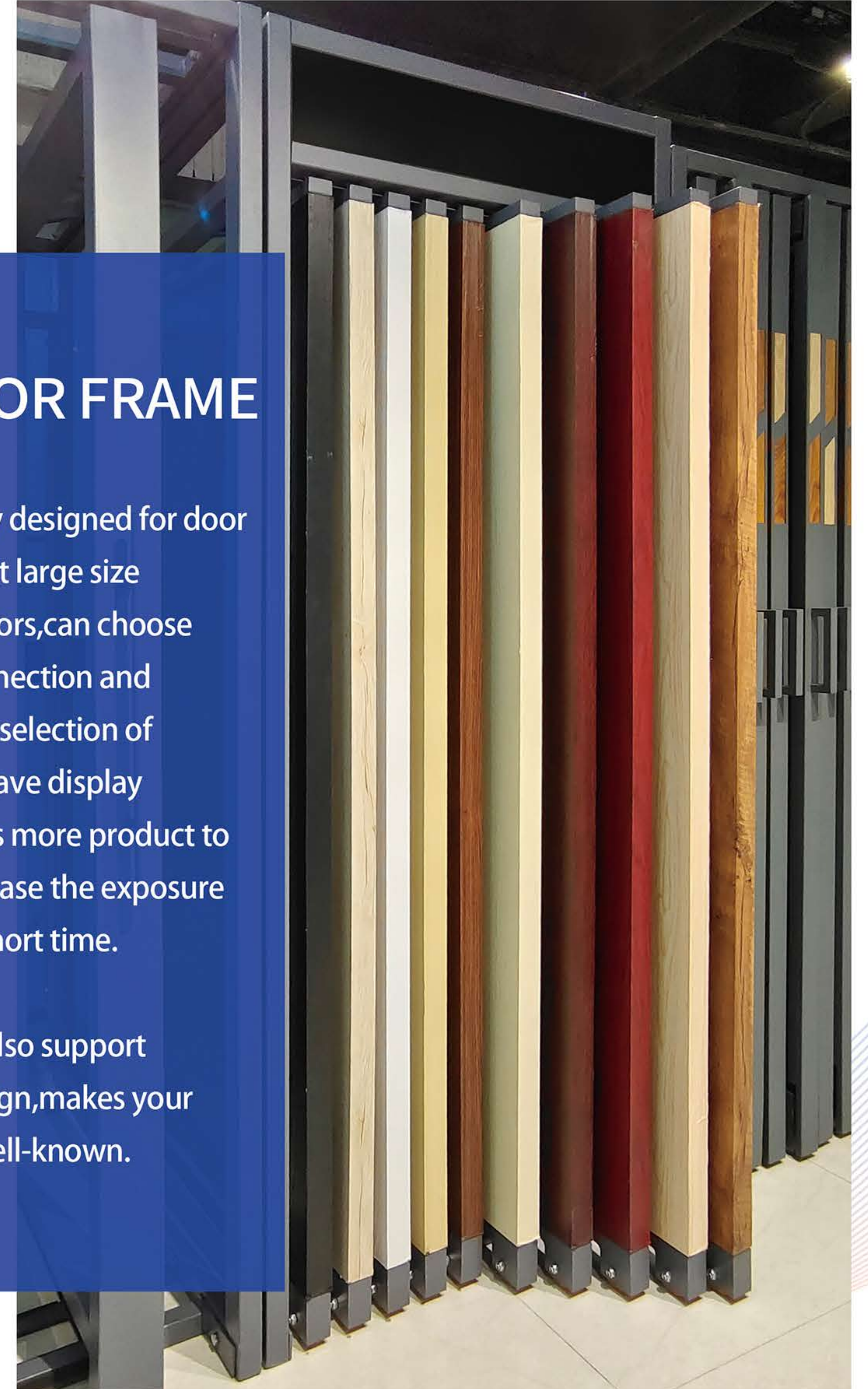
Specifications	Length 1500*height 2200*depth 600mm(10 pages*600*2000 / panel)
	Length 2000*height 2200*depth 850mm(10 pages*800*2000 / panel)
Panel	600*2000 / 800*2000 / Size support customization
Fixed mode	Fixed on wall or independent landing use





C003A-Painted Wallpaper Rotating Frame


Specifications	The size supports customization, and the installation clearance height 2600mm
Panel	310*2400/410*2400/600*2400mm
Fixed mode	Ceiling fixing



D003-DOOR FRAME


This type specially designed for door display can exhibit large size products of 10 doors, can choose multi-groups connection and installation. Wide selection of styles, it can also save display space, which helps more product to displays and increase the exposure of products in a short time.

The display rack also support custom Logo design, makes your brand fastly be well-known.



D003-Display stand for door leaf

Specifications	Length 860*Height 1020*Depth 2190mm(10 rails simple style*800*2000/ board)
	Length 860*height 1020*depth 2350mm(10 rails luxury with billboard*800*2000/ board)
	Length 2145*height 1220*depth 2375mm(10 rails with doorset*880*2100/ board)80 wall THK
	Length 2345*height 1240*depth 2395mm(10 rails with doorset*880*2100/ board)100 wall THK
	Length 2545*height 1260*depth 2415mm(10 rails with doorset*880*2100/ board)120 wall THK
Panel	Door leaf-800*2000/door frame-880*2100
Fixed mode	floor standing



D004-Display stand for door with frame

A variety of styles can be selected according to their own product needs. Multiple links can be displayed side by side, giving you a luxury high-end display effect.



E004-CARPET MATTRESS DISPLAY RACK

The display of such large objects as mattresses often takes up a lot of space. Now we have invented a mattress display rack to completely solve the trouble of customer's exhibition, which helps customers to better show more and nicer products to consumer, to increase their sales and popularity of products.



E004-Mattress display stand

Specifications	Length 2670*height 2580*depth 2320mm(6 mattresses*1800*2000*300)
	Length 2670*height 2580*depth 2020mm(6 mattresses*1500*2000*300)
	Length 2670*height 2580*depth 1720mm(6 mattresses*1200*2000*300)
Panel	1800*2000*300 / 1500*2000*300 / 1200*2000*300
Fixed mode	floor standing



E001-Carpet rack

Specifications	Length 1150*depth 1700*height 2580mm(10pcs arm - 1600*2300)
	Length 2180*depth 1710*height 2580mm(20pcs arm - 1600*2300)
	Length 3400*depth 800*height 2600mm(10rails ,1pc /rail-1600*3000)
	Length 4200*depth 900*height 3300mm(10rails ,1pc /rail-2000*3000)
	Length 5000*depth 800*height 2600mm(10rails ,2pcs /rail-1600*3000)
	Length 6200*depth 900*height 3300mm(10rails ,2pcs /rail-2000*3000)
Panel	1600*2300 / 3000*2000 / 600*900
Fixed mode	floor standing

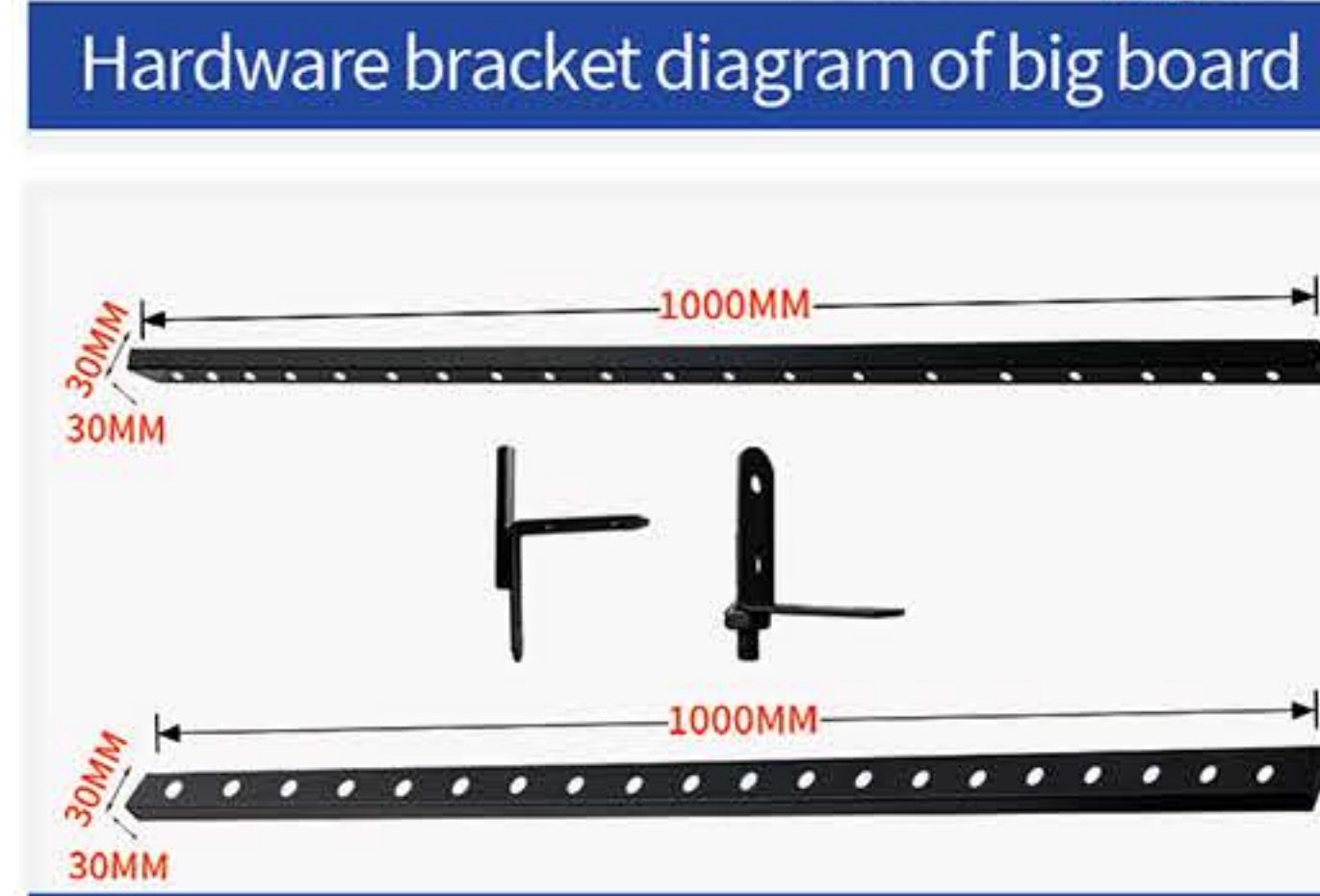



E002e-Carpet rack

Specifications	Length 3560* depth 2480* height 3440mm (25 horizontal push-pull model -2000*2900)
Panel	1600*2300/2000*3000
Fixed mode	floor standing

Small rack in stock

cart style



JY041-Cabinet door panel/Furniture panel/Closet door panel page turning rack

Specifications	Bar length 1000 mm / pc, L-shaped corner code one pair (1 up + 1 down)
Panel	Big slab size within W800*H2800mm
Fixed mode	Fixed on ceiling/Fixed on back wall

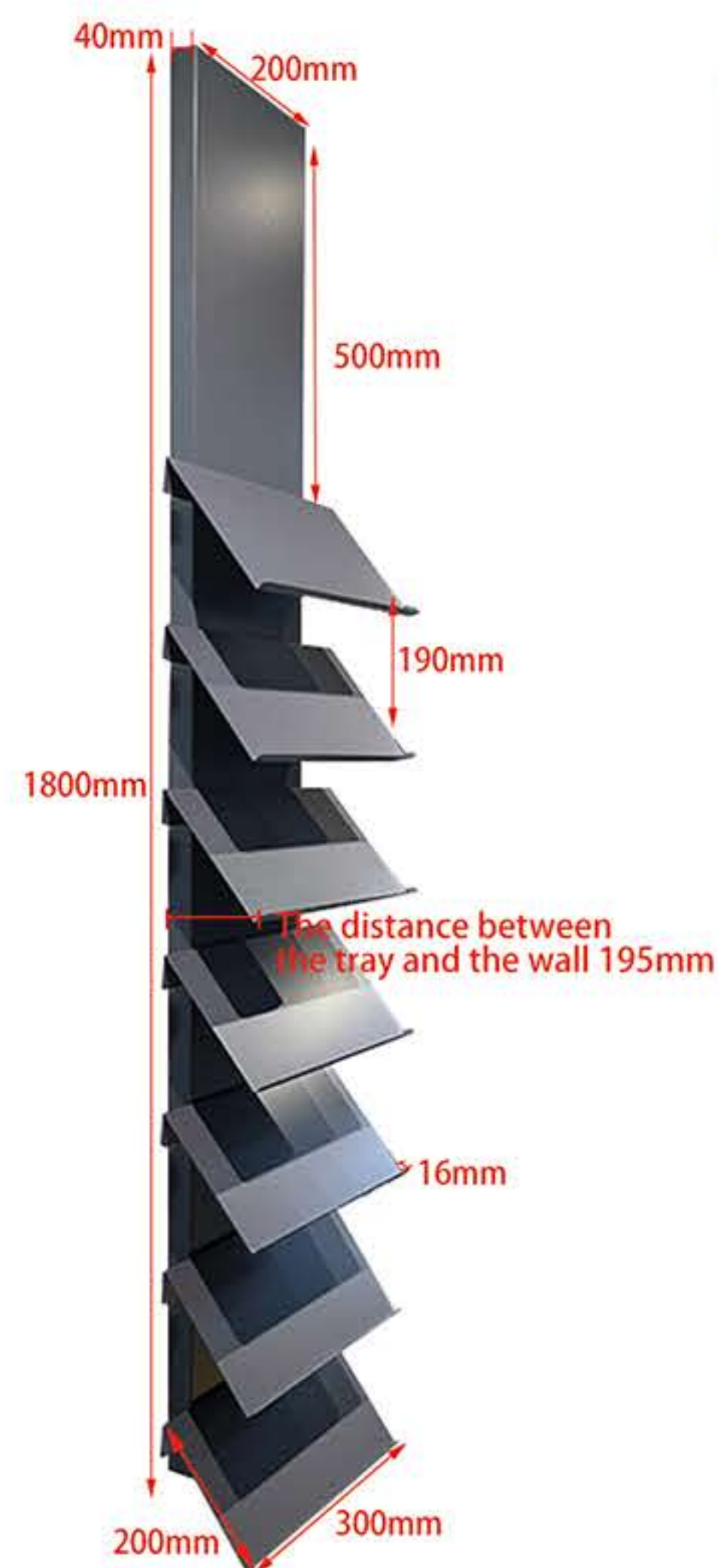
Wooden board display rack

cart style



JY080-Small trolley

Specifications	850 * 600 * 1145 * 22mm-3 layers (48 pieces)
Panel	300*400mm/350*400mm-Max
Colour	Grey/Black/White
Fixed mode	floor standing (with wheels at the bottom)



Wall shelf-JY043

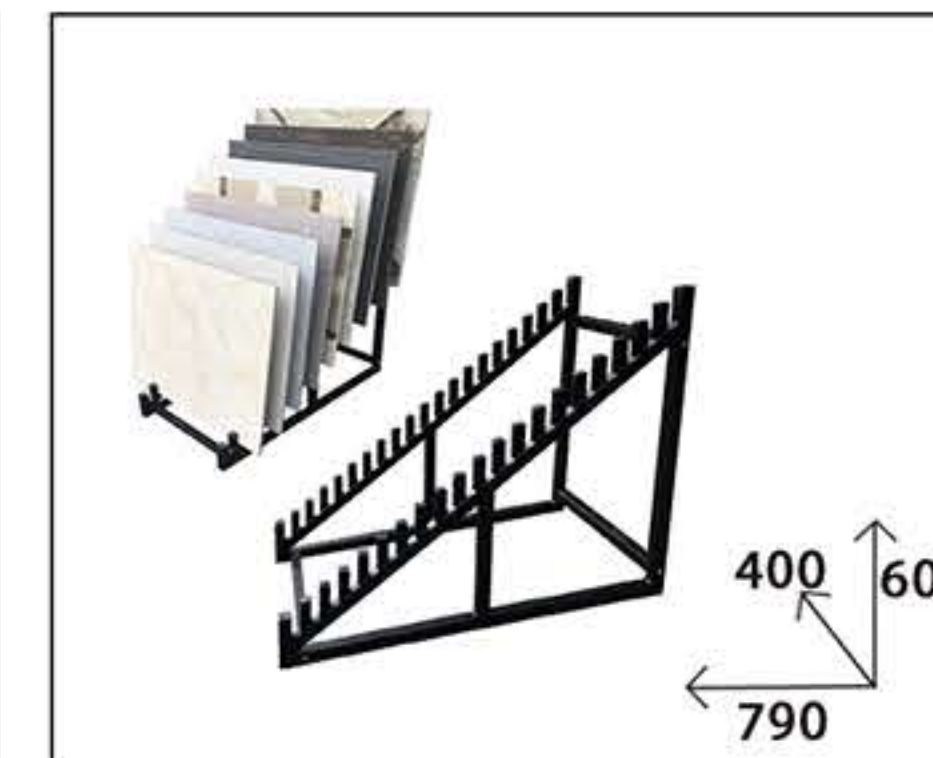
Specifications	The height of vertical bar: 1800mm
	1.tray size: L300*D150mm
	2.tray size: L300*D200mm
	3.tray size: L300*D300mm
	4.tray size: L400*D300mm
Panel	300*150/300*200/300*300 400*300mm/300*400mm
	5.tray size: L300*D400mm
Fixed mode	Wall fixed

Detailed legend: tray size: L300*D200mm


CERAMIC TILE DISPLAY STAND



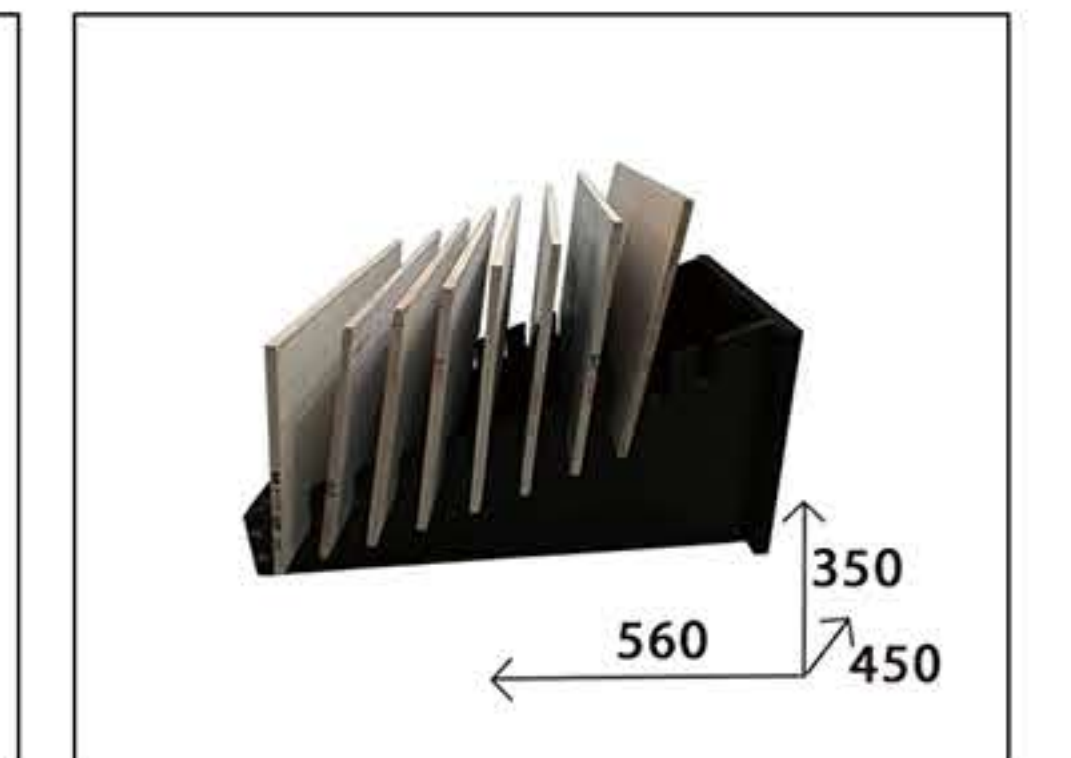
JY001 Aluminum gusset plate frame
(300*300*300*600)



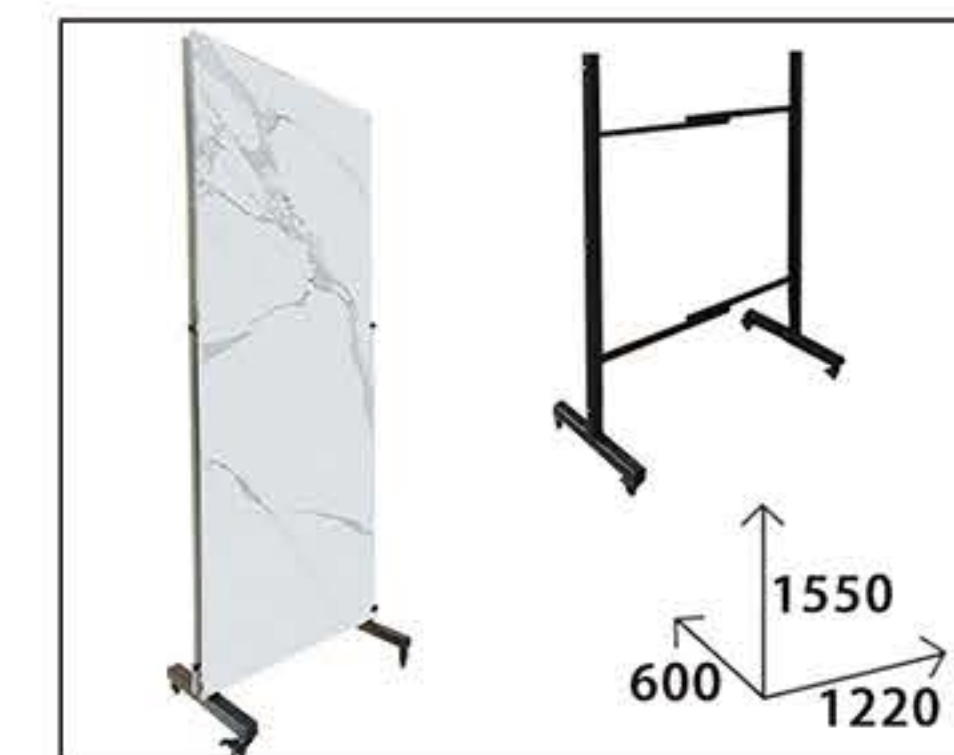
JY012 20-layer inclined iron frame
20*(400/500/600/800)



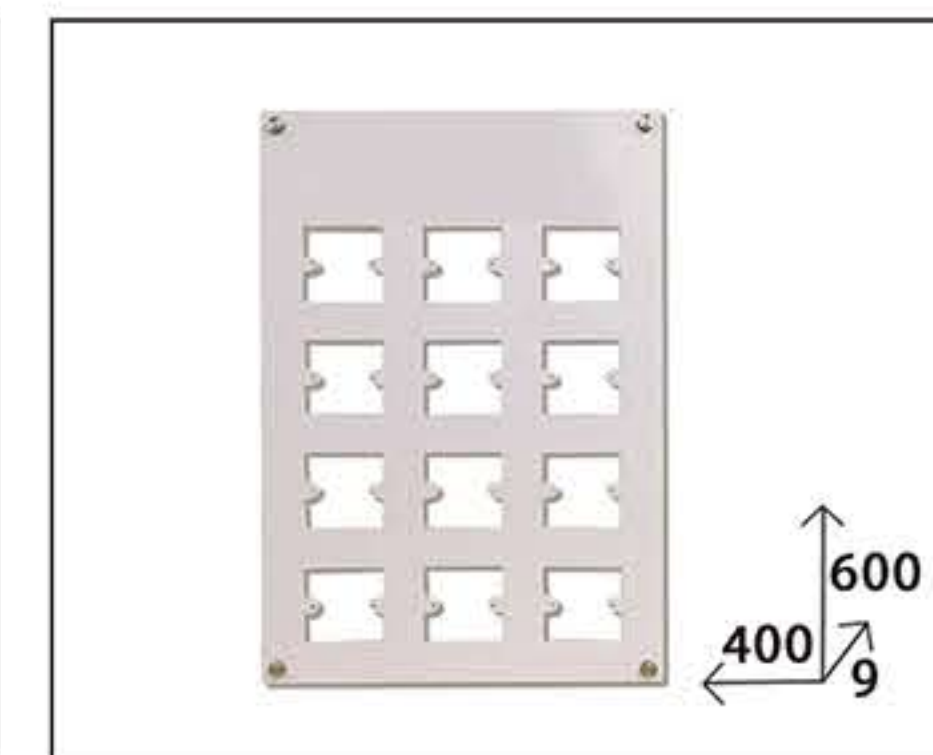
JY040e Multi functional wall shelf
(210/310/410 * unlimited length)
Samples below 2 cm thickness




JY004 400 wide wooden frame
10*(400-800mm)



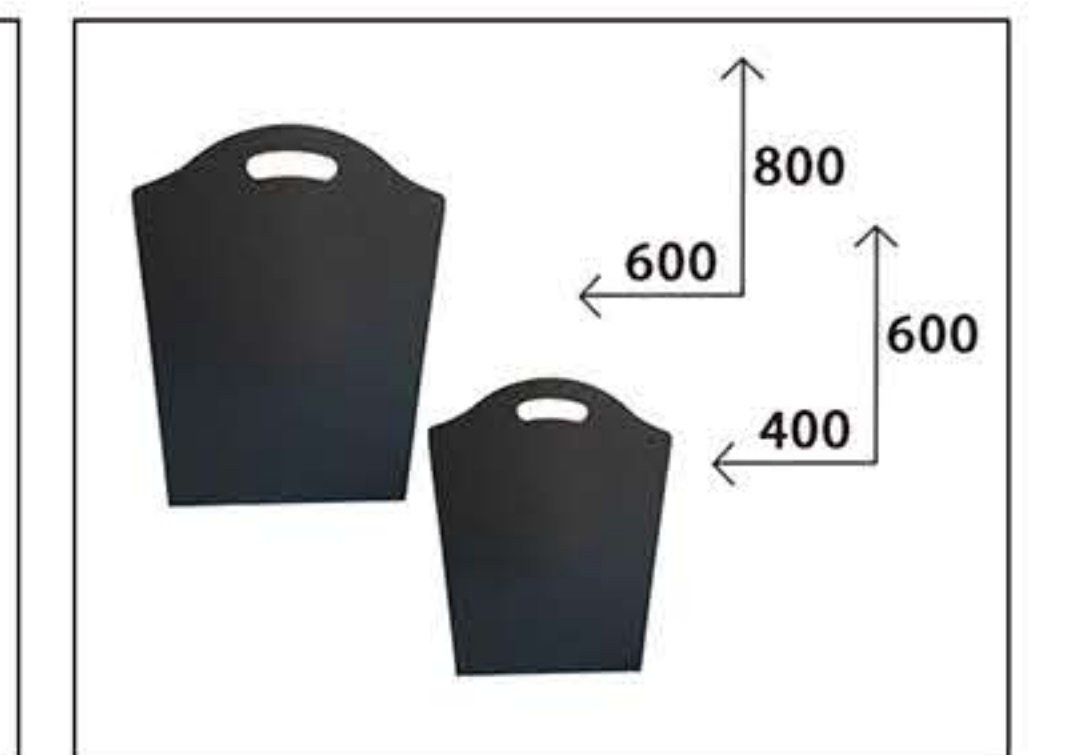
JY009 Large continuous plate frame
(with wheel)
800*1600/800*2600
900*1800/1000*2000/1200*2400




JY022 Switch panel display board




JY021 PVC hand board



JY020 MDF hand board



JY020 MDF hand board



T03 10 slot porcelain display rack
Can put 200 * 70-150mm, the thickness of 14mm porcelain pieces




T04 20 slot porcelain display rack
Can put 200 * 70-150mm, the thickness of 14mm porcelain pieces



T06 18 slot porcelain display rack
Can put 200 * 70-150mm, the thickness of 14mm porcelain pieces




A1020, Triangular plate insert display rack
(600*1200mm--max)



T03, 10-slot-Porcelain piece display rack
Can put 300 * 70-200mm, the thickness of 14mm porcelain pieces

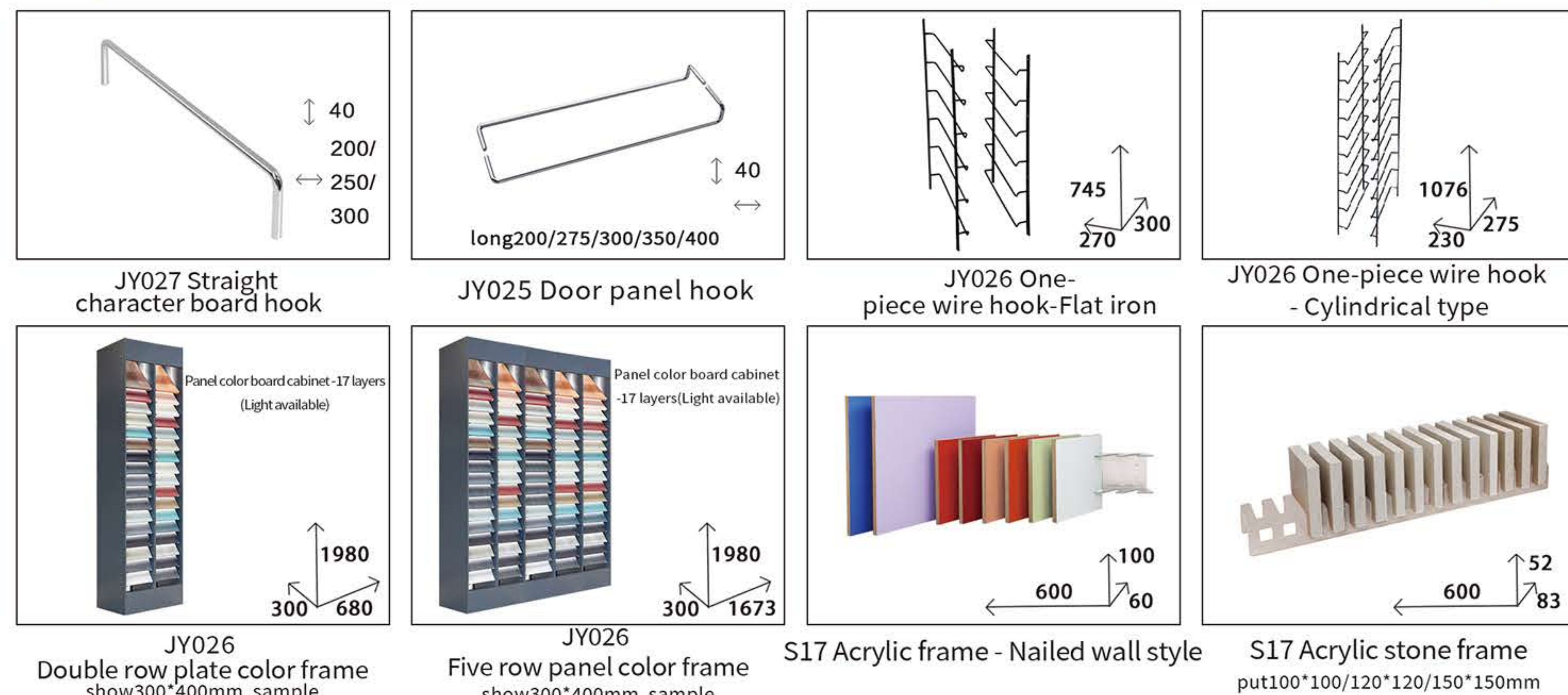


T04, 20-slot-Porcelain piece display rack
Can put 300 * 70-200mm, the thickness of 14mm porcelain pieces



T05, 36-slot-Porcelain piece display rack
投入100*100, 100*200mm, 13mm瓷片

Color board display rack



JY027 Straight character board hook

JY025 Door panel hook

JY026 One-piece wire hook-Flat iron

JY026 One-piece wire hook - Cylindrical type

JY026 Double row plate color frame show300*400mm sample

JY026 Five row panel color frame show300*400mm sample

S17 Acrylic frame - Nailed wall style

S17 Acrylic stone frame put100*100/120*120/150*150mm

SANITARY WARE RACK



L-type 2-hole floor drain

L-type 5-hole floor drain

L-type 2-hole drainer

L-type 6-hole drainer

L-shaped 7-hole cold and hot water faucet

L-type 9-hole single cooling faucet

L-type 2-hole cold and hot water faucet

L-type 2-hole switch

L-shaped 3-hole single cooling faucet

L-type 5-hole switch

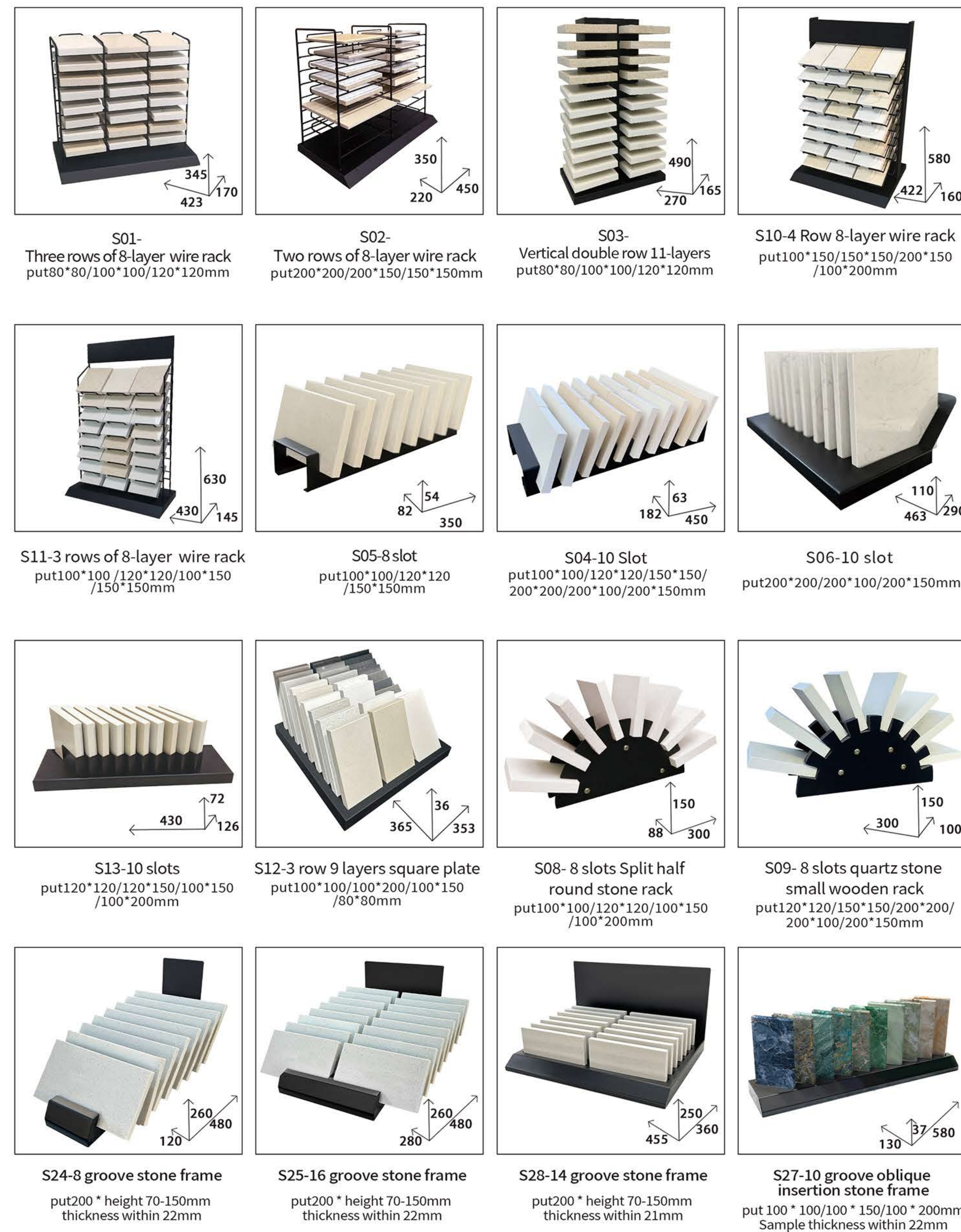
JY016 Basin rack

JY015 Basin stand

JY014 Squat potty rack

JY018 Squat tank integrated frame

STONE DISPLAY STAND



S01- Three rows of 8-layer wire rack put80*80/100*100/120*120mm

S02- Two rows of 8-layer wire rack put200*200/200*150/150*150mm

S03- Vertical double row 11-layers put80*80/100*100/120*120mm

S10-4 Row 8-layer wire rack put100*150/150*150/200*150/100*200mm

S11-3 rows of 8-layer wire rack put100*100/120*120/100*150/150*150mm

S05-8 slot put100*100/120*120/150*150mm

S04-10 Slot put100*100/120*120/150*150/200*200/200*100/200*150mm

S06-10 slot put200*200/200*100/200*150mm

S13-10 slots put120*120/120*150/100*150/100*200mm

S12-3 row 9 layers square plate put100*100/100*200/100*150/80*80mm

S08- 8 slots Split half round stone rack put100*100/120*120/100*150/100*200mm

S09- 8 slots quartz stone small wooden rack put120*120/150*150/200*200/200*100/200*150mm

S24-8 groove stone frame put200 * height 70-150mm thickness within 22mm

S25-16 groove stone frame put200 * height 70-150mm thickness within 22mm

S28-14 groove stone frame put200 * height 70-150mm thickness within 21mm

S27-10 groove oblique insertion stone frame put 100 * 100/100 * 150/100 * 200mm Sample thickness within 22mm

STONE DISPLAY STAND

WOOD FLOOR DISPLAY RACK



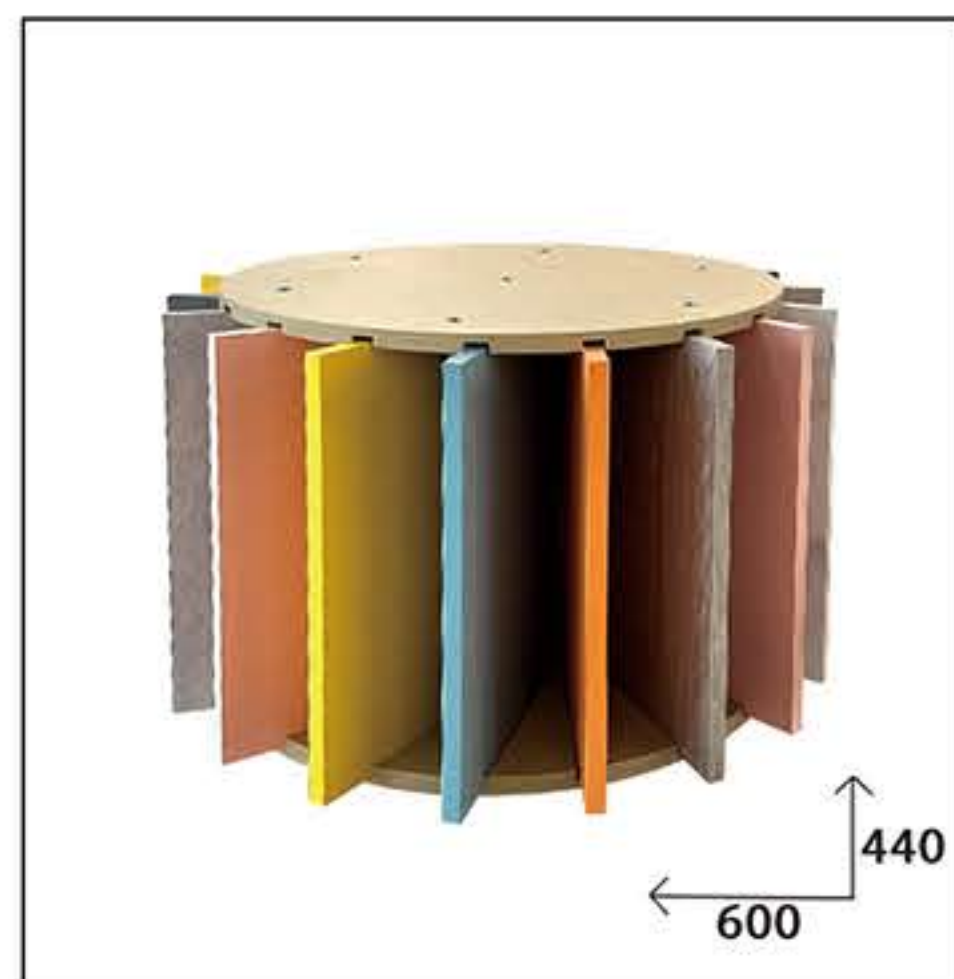
S15-150 * 200 *
double-row 16-layer stone rack
Available sample size:
150*200/100*150




S15-200 * 200 *
double-row 16-layer stone rack
Available sample size:
200*100/200*125/200*140
200*150/200*200/150*250




S22-18 layers iron plate tray rack
Available sample size:
400*300mm/200*300mm
150*300mm/300*400mm



JY081- color plate rotating frame
Available sample size:
400*300mm




T01-8 slot one half round stone rack
put 200*200/200*150/150*150
/120*120mm




T02-5 slot Triangular design stone rack
put 200*200/200*150/150*150
/120*120mm



S21-Small stone inclined rack
put 200*300/200*150/
200*100mm



S19-3rows 6layers
rotation rack
put 150*200/150*150
/150*100/120*120mm



S20- acrylic 12-slot
rotating rack
put 150*200/100*200/150*150
/100*100mm



T20-17 slot
put 150*200/100*200/150*150
/100*100mm




S23-15 groove stone rack
put 100*300/150*300/200*300
/300*300mm, thickness is 22mm



S24-8 groove stone rack
put 300 * height 70-150mm
thickness within 22mm



S25-16 groove stone rack
put 300 * height 70-150mm
thickness within 22mm



S26-28 groove stone rack
put 100*100/100*200
thickness is 21mm



W002 -Double-row 7 layers
wooden floor display rack
Can put 80-220mm*900-1600mm



Wood grain brick
display rack
Can put 180-250mm*900-1200mm