



Remark: The pictures and specifications in this catalogue are for reference only, and they are subject to our final confirmation. TOPMEDI reserves the right

GUANGZHOU TOPMEDI CO., LTD.

Hotline: +86 20 2210 5997 Fax: +86 20 62351969

Email: sales@topmedi.com

topmedi@qq.com

Web: <http://www.topmedi.com>

QQ: 2264186188



Top+Medi

SGS Certified Professional Wheelchair Supplier, Topmedi Catalogue



CE ISO

Top+Medi

-An SGS certified company



GUANGZHOU TOPMEDI CO., LTD

Company profile»»

TOPMEDI Co., Ltd. is a professional medical supplier with the ambition to be one of the best and the key rehabilitation equipments suppliers in China.

Our main products include Electric Wheelchair, Sports Wheelchair, Brain Paralysis Wheelchair, Hospital Bed, Walking Aids, Shower Chair and Commode.

Our wheelchair factory is a leading manufacturer of wheelchair and rehabilitation equipments in China. The workshop covers an area of 30,000 squarer meters , with the annual production capacity of 500,000 wheelchairs, 2,000,000 walking aids, and 10,000 hospital beds. TOPMEDI products have been well accepted in 80 countries and regions, mainly Australia, America, Europe, Middle East and Asia, covering both high end and middle end market , and enjoy high reputation among customers.

TOPMEDI would like to join hands with our partners all around the world for our promising future!



QUALITY FIRST



LIFETIME FOCUS



KEEP INNOVATING



Top+Medi



To be one of the worldwide leading innovative medical rehabilitation suppliers

A Electric Wheelchair 1-20

B Mobility Scooter 21-26

C Aluminum Wheelchair 27-56

D Leisure & Sports 57-71

E Steel Wheelchair 72-88

F Reclining Wheelchair 89-97

G High End 98-100

H Commode 101-119

I Bath Bench 120-125

J Walking Aids 126-147

K Hospital Bed 148-157

F Rehabilitation Aid 158-166



TOPMEDI MISSION

To supply the most suitable medical products for global customers
 To build a platform for every member of TOPMEDI to realize the value of life

TOPMEDI ASPIRATIONS AND PROSPECTS

To supply rehabilitation and first aid solutions for global customers

FAMILY+SCHOOL+ARMY

A big warm family
 A training base for outstanding people
 A high execution team

TOPMEDI VALUES

INTEGRITY: honesty,magnanimous words and deeds
 SOLIDARITY: no perfect person,but a perfect team
 EXCELLENCE: focus,dedication,Meticulous
 PASSION: optimistic,never give up
 WIN-WIN: create and share value with customers
 EMBRACE CHANGE: welcome change and innovation

TOPMEDI SLOGAN

Free walk, amazing life!





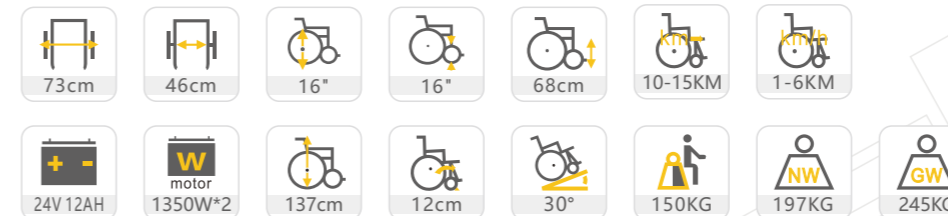
Off-road Electric Wheelchair

Four wheel drive mobility scooter, Strong load capacity,
With electromagnetic brake, Lead-acid battery,
Seat size is for optional,
Charger time :5-10h,operation time:1-3h.

Top + Medi

TEW001

Four wheel drive mobility scooter, Strong load capacity



Four wheel drive mobility scooter, Strong load capacity,
With electromagnetic brake,
Lead-acid battery, Seat size is for optional, Charger time: 5-10h,operation time: 1-3h.



TEW003

Easy Install and detach electric track wheelchair trailer, Lithium battery

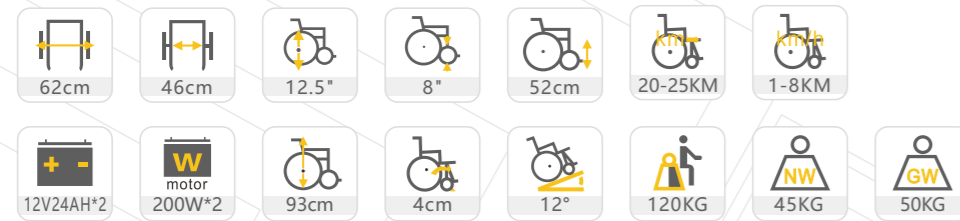


Power drive wheelchair trailer, Easy Install and detach electric track wheelchair trailer, Lithium battery, 25km/h max speed, Running distance can be more than 20 km, Can move forward and backward, can climb slope, Can cross bumps or obstacle, At present, this product has been authorized in Singapore, Thailand, Portugal, the United States, France, Brazil, Malaysia.



TEW005

High Strength aluminum chair frame, PG controller, Taiwan imported Motor,

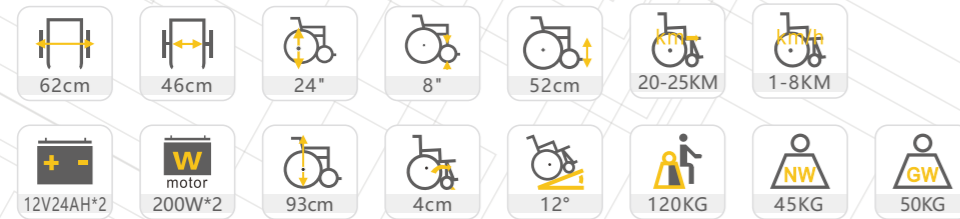


High strength aluminum chair frame, PG controller, Taiwan imported Motor, Height adjustable armrest, Detachable footrest, Drop back handle, 8 inch PU front castor, 12.5 inch PU solid wheel, With anti-wheel, Lead acid battery., With storage bag.



TM-EW-015

High load bearing aluminum chair frame, Magnesium alloy five fork wheel



High load bearing aluminum chair frame, Magnesium alloy five fork wheel, wheel drive mode, with Electromagnetic brake, fix armrest & footrest, drop back handle, Lead-acid Battery.



TEW139

Power Stand Up Wheel Chair, Powder Coating frame



Flip-Up Armrest With Single Controller For Both Driving & Seat Lifting. Strong Rubber Foam Drive Wheel, Special Design With Comfortable Safety Legest Belt.



TEW008

Aluminum Folding Electric Power Wheelchair, Fashion five fork rear wheel



Aluminum Folding Electric Power Wheelchair, Height adjustable and detachable armrest, Swing away datechable footrest, Footplate can adjust height, Drop back design, save more space.





TEW007/007A

Aluminum Folding Lightweight, Optional function: One Key Folding

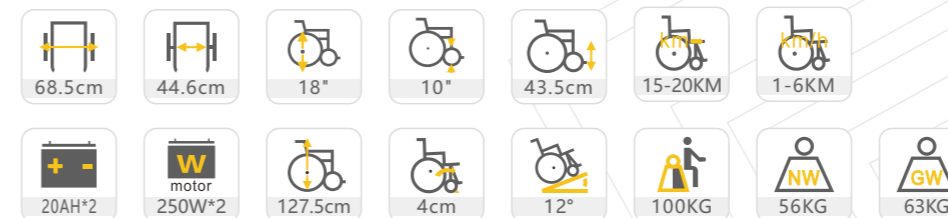


Aluminum Folsable Lightweight Electric Wheelchair, Only 27kg, Flip-up armrest and footrest, PG controller, 20Ah Lithium battery, Stable 200W brush Motor, Suitable for the elderly and the handicapped, Hot sale to many countries and good feedback.



TEW121LF1

Automatic Filp-Up Footrest, Automatic Reclining High Back



Steel Chair Frame, Flip-Up Armrest, Automatic Filp-Up Footrest, Automatic Reclining High Back, Lead-Acid Battery, With Manual And Electric Converter.



TEW101A

High strength aluminum folding wheelchair, PG controller

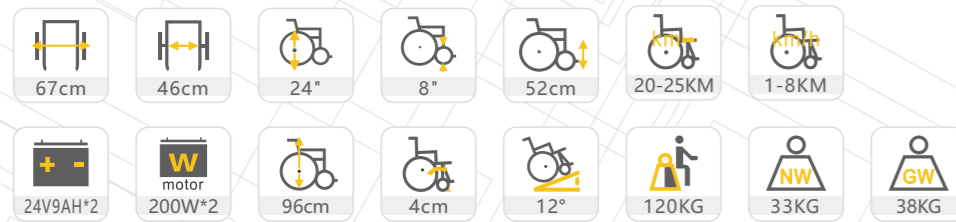


High strength aluminum folding wheelchair, PG controller, Taiwan imported Motor, Detachable Lithium battery*2 pcs, Flip-up armrest, Detachable footrest, Drop back handle, 8inch PU solid castor, 12.5inch PU solid rear wheel.



TEW140

Fashion design aluminum, PG controller, Taiwan imported Motor

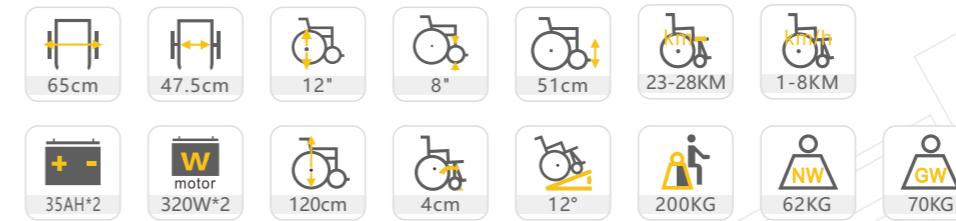


Fashion design aluminum, Folding chair frame, PG controller, Taiwan imported Motor, Imported lithium battery, Flip-up armrest, Detachable footrest, Drop back handle, 8 inch PU solid castor, 24 inch PU solid rear wheel, With anti-wheel, With storage bag.



TEW009

Steel Chair Frame, Strong Bear Loading, Adjustable Seat Width

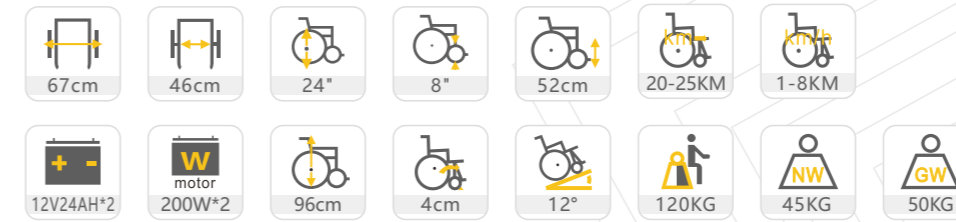


Steel Chair Frame, Strong Bear Loading, Adjustable Seat Width, Reclining Backrest, Widen Pu Armrest, Height Adjustable Armrest, Detachable Seat And Backrest Cushion, Pg Or Domestic Controller For Optional.



TEW105L

Aluminum folding wheelchair frame, PG controller, Taiwan imported Motor



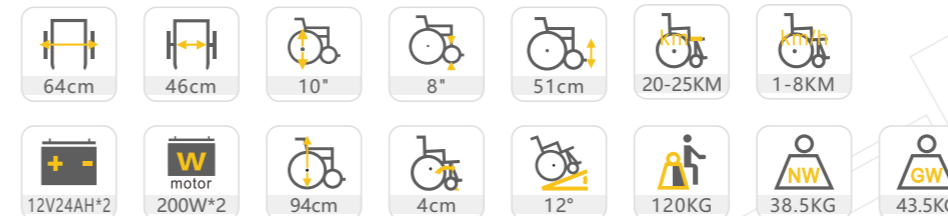
Aluminum folding wheelchair frame, PG controller, Imported Taiwan Motor, Height adjustable & detachable armrest, Detachable footrest, Comfortable seat cushion, 8 inch front castor, 24 inch rear wheel, Lithium & Lead-acid battery for optional.





TM-EW-028

High strength aluminum alloy, Flip-up to fold footrest

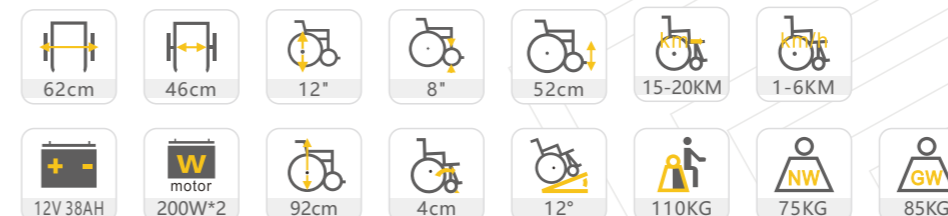


UK PG controller, High-power mute worm gear drive Motor, Flip-up armrest, Double mesh breathable washable cushion, High strength aluminum alloy, Flip-up to fold footrest, 10 inch rear wheel, Rear wheel with mudguard.



TEW124

Powder-Coating Steel Frame, Detachable Sideboard



Powder-Coating Steel Frame, Adjustable And Detachable Armrest Pad, Detachable Sideboard, Rubber Foam Castor And Drive Rear Wheel Powdered Lifting Seat.



TEW129

Fashion Aluminum folding wheelchair, Translucent armrest baffle



Fashion Aluminum folding wheelchair, Flip-up armrest, Detachable footrest, Translucent armrest baffle, Small rear wheel drive, 12V24AH*2 Lead-acid gel battery, Weight capacity reach 120kg, Taiwan Motor.



TEW110A

Electric folding wheelchair, Liquid painted steel frame, Flip up armres



Electric folding wheelchair, Liquid painted steel frame, Quickly detachable battery box, Flip up armrest, Swing away footrest, Double Motor rear wheel drive, Padded nylon upholstery, 8 inch front solid tires, 12 inch rear wheel with pneumatic tire or solid tire, With manual and automatic control switch and anti-tipper.



TEW108LA

Power wheelchair, aluminum frame, 24V 12AH Lead-acid battery

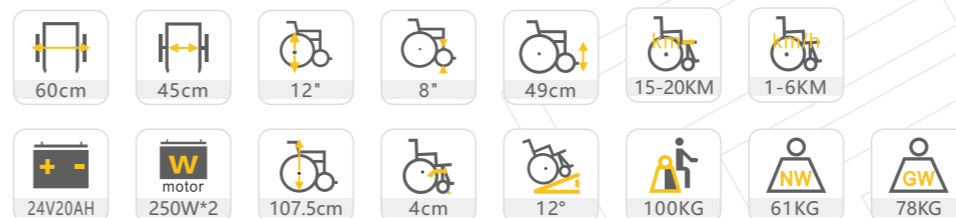


Power wheelchair, aluminum frame, 8" front castor, 22" rear wheel, 250W domestic Motor and domestic controller, 24V 12AH Lead-acid battery, 15-20km range.



TEW110LAE

High Back Power wheelchair, Steel frame, Reclining and folding backrest



High Back Power wheelchair, Steel frame, Reclining and folding backrest, 8" front castor, 12" rear wheel, 250W Taiwan Motor and domestic or Dynamic/PG controller, 24V 20AH battery, 15-20km range, Height adjustable and detachable armrest, Detachable footrest.

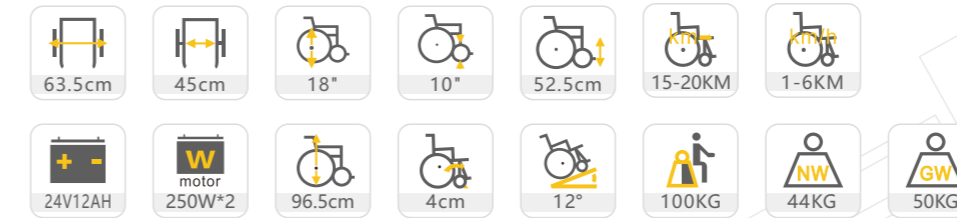


Economical Basic Electric Wheelchair

- Painted steel folding electric wheelchair
- Flip-up armrest, Swing away footrest
- Quickly detachable battery box
- Double motor rear wheel drive
- Padded nylon upholstery
- With hand brak, manual and automatic drive clutch

TEW002

Electric folding wheelchair, Painted steel frame, Quickly detachable battery box

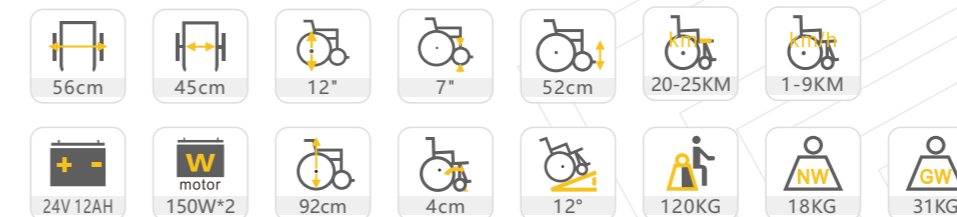


Electric folding wheelchair, Painted steel frame, Quickly detachable battery box, Flip up armrest, Swing away footrest, Double Motor rear wheel drive, Padded nylon upholstery, 10 inch front solid tires, rear 18 inch spoke wheel with Pneumatic tire, With hand brake and manual and automatic drive clutch.



TEW112

Power wheelchair, aluminum frame, 24V 12AH lithium battery

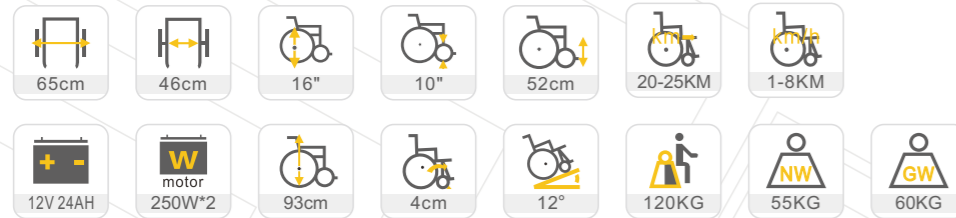


Steel or aluminum frame is optional, flip-up armrest and footplate, with shock abosorb, with electromagnetic brake, loading capacity reach 120kg, PG contrller, DC brush motor, many colors are optional.



TEW806C

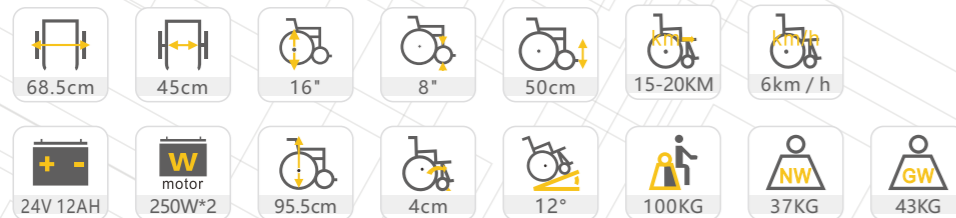
Powder coated steel chair frame, Lead-acid battery, Strong loading capacity



Powder coated steel chair frame, Flip-up armrest and detachable footrest, Small pneumatic rear wheel, pneumatic universal front castors. Manual and power for operations, Lead-acid battery, Strong loading capacity.

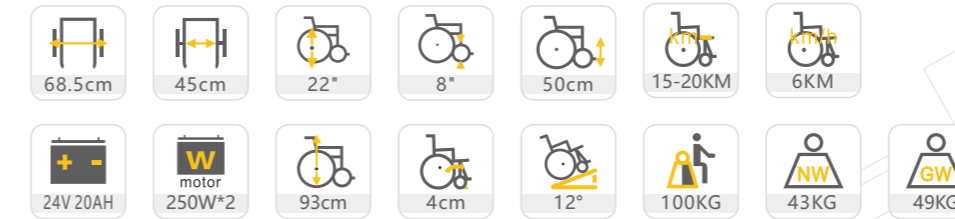
TEW002LA (NEW)

Economic aluminum basic electric wheelchair



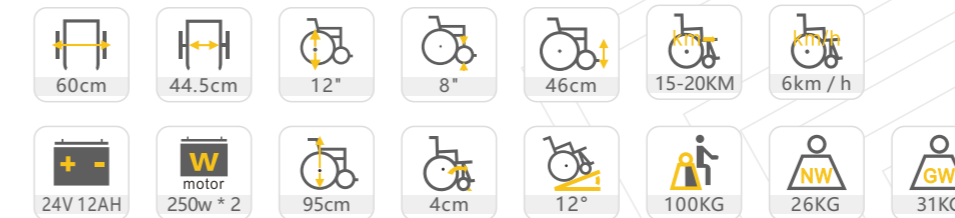
TEW108LA (NEW)

Economic aluminum basic electric wheelchair



TEW007D (NEW)

Economic easy folding electric wheelchair



Reversing Sensor

Falling Alarm

Uroclepsia Alarm



Constant Temperature Setting

Fingerprint Lock

Self-Inspection function



Intelligent Electric Wheelchair

TEW102LAEPF1 (NEW)

High load bearing aluminum chair frame

62cm	46cm	12.5"	8"	52	20-25KM	1-8KM	
12V24AH*2	200W*2	93cm	4cm	12°	120KG	45KG	50KG

Intelligent Controller System (Internet of Things)
 Mobile phone control (app Bluetooth connection), reversing radar, urinary incontinence alarm, constant temperature cushion and so on.
 High load bearing aluminum chair frame, Magnesium alloy five fork wheel, rear wheel drive mode, with Electromagnetic brake, detachable footrest & flip up armrest , drop back handle, lithium battery.



TEW107LAEPF1 (NEW)

High load bearing aluminum chair frame, Magnesium alloy five fork wheel

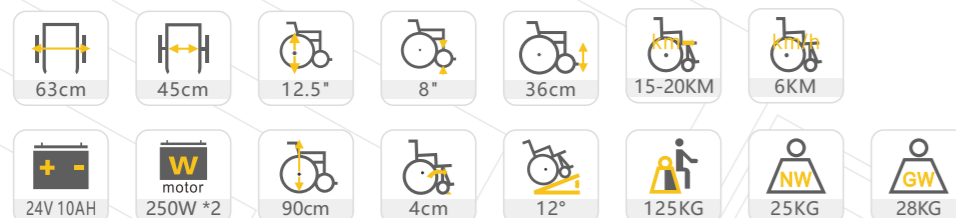
62cm	46cm	24"	8"	52	20-25KM	1-8KM	
12V24AH*2	200W*2	93cm	4cm	12°	120KG	45KG	50KG

Intelligent Controller System (Internet of Things)
 Mobile phone control (app Bluetooth connection), reversing radar, urinary incontinence alarm, constant temperature cushion and so on.
 High load bearing aluminum chair frame, Magnesium alloy five fork wheel, rear wheel drive mode, with Electromagnetic brake, detachable footrest & flip up armrest, drop back handle, lithium battery.



TEW007F (NEW)

Remote control folding brushless motor electric wheelchair



THE5778 (NEW)

Electric patient lift

- Size(L*W*H): 105x119x60cm
- Maximun Fork Distance: 84cm
- Motor: 24V/8000N
- Charger: DC24V
- Battery Capacity: 60-80 times
- Lifting Speed: 8.3mm/s
- Load rise and fall times after full charge: 80-120times
- Lifting Distance: 85-185cm
- Weight Capacity: 200KG
- carton size: 65x34x125cm
- Net Weight: 45KG



TEW118 (NEW)

Super lightweight Magnesium-Aluminum Alloy Electric Wheelchair



THE5776 (NEW)

Manual patient lift

- Size(L*W*H): 105x119x60cm
- Maximun Fork Distance: 84cm
- Lifting Speed: 8.3mm/s
- Lifting Distance: 85-175cm
- Weight Capacity: 185KG
- Carton size: 65x34x125cm
- Net Weight: 40KG

