



Remark: The pictures and specifications in this catalogue are for reference only, and they are subject to our final confirmation. TOPMEDI reserves the right

GUANGZHOU TOPMEDI CO., LTD.

Hotline: +86 20 2210 5997 Fax: +86 20 62351969

Email: [sales@topmedi.com](mailto:sales@topmedi.com)

[topmedi@qq.com](mailto:topmedi@qq.com)

Web: <http://www.topmedi.com>

QQ: 2264186188



Top+Medi

SGS Certified Professional Wheelchair Supplier, Topmedi Catalogue



CE ISO

# Top+Medi

-An SGS certified company



## GUANGZHOU TOPMEDI CO., LTD

# Company profile»

TOPMEDI Co., Ltd. is a professional medical supplier with the ambition to be one of the best and the key rehabilitation equipments suppliers in China.

Our main products include Electric Wheelchair, Sports Wheelchair, Brain Paralysis Wheelchair, Hospital Bed, Walking Aids, Shower Chair and Commode.

Our wheelchair factory is a leading manufacturer of wheelchair and rehabilitation equipments in China. The workshop covers an area of 30,000 squarer meters , with the annual production capacity of 500,000 wheelchairs, 2,000,000 walking aids, and 10,000 hospital beds. TOPMEDI products have been well accepted in 80 countries and regions, mainly Australia, America, Europe, Middle East and Asia, covering both high end and middle end market , and enjoy high reputation among customers.

TOPMEDI would like to join hands with our partners all around the world for our promising future!





## TOPMEDI MISSION

To supply the most suitable medical products for global customers  
 To build a platform for every member of TOPMEDI to realize the value of life

## TOPMEDI ASPIRATIONS AND PROSPECTS

To supply rehabilitation and first aid solutions for global customers

## FAMILY+SCHOOL+ARMY


A big warm family  
 A training base for outstanding people  
 A high execution team

## TOPMEDI VALUES

INTEGRITY: honesty,magnanimous words and deeds  
 SOLIDARITY: no perfect person,but a perfect team  
 EXCELLENCE: focus,dedication,Meticulous  
 PASSION: optimistic,never give up  
 WIN-WIN: create and share value with customers  
 EMBRACE CHANGE: welcome change and innovation

## TOPMEDI SLOGAN

Free walk, amazing life!






### » THB3242WGZF8

4 SECTION ABS GUARD RAIL, POWDER COATING STEEL FRAME, CENTRALL LOCKING ABS CASTORS, DIGITAL WEIGHT FUNCTION, PEDAL CONTROL SYSTEM, PACKING SIZE: 217X104X50, OVER ALL SIZE: 220X108.



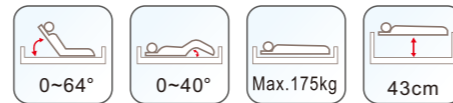
### » THB3240WZF8

5 FUNCTION ELECTRICAL BED, 4 SECTION PP GUARD RAIL, FOLDABLE NET HEAD AND FOOT BED BOARD, POWDER COATING STEEL FRAME, CENTRAL LOCKING ABS CASTORS, DIGITAL WEIGHT FUNCTION, EMERGENCY RESET BUTTON, BACKREST WITH X-RAY EXAMINATION TRAY, PEDAL CONTROL SYSTEM, PACKING SIZE: 229X109X70, OVER ALL SIZE: 220X108.



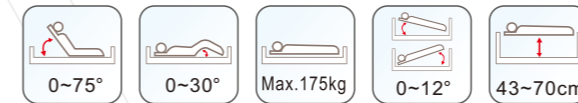
### » THB3238WGZF4-53

5 FUNCTIONS ELECTRIC INCLINABLE BED WITH COMMODE FORM, NET STEEL BED PANEL WITH MATTRESS AND COMMODE BUCKET, FOLDABLE ALUMINUM GUARDRAIL, POWDER COATING STEEL FRAME, DETACHABLE ABS HEAD AND FOOT BOARD, PEDAL LOCKING CASTOR, PACKING SIZE: 200 X 102 X56, OVERALL SIZE: 207X96.



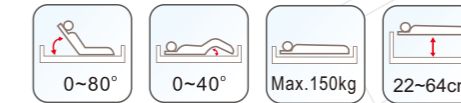
### » THB3230WMZ

3 FUNCTION ELECTRIC BED WITH LINAK ACTUATOR, NET BED PANEL, FOLDABLE ALUMINUM GUARDRAIL, POWDER COATING STEEL FRAME, WOODEN HEAD AND FOOT BOARD, CENTRAL CONTROL LOCKING CASTOR, OVERALL SIZE: 208 X 96, LINAK ACTUATOR SYSTEM.



### » THB3233WG

ELECTRIC THREE FUNCTIONS STEEL BED PANEL, DETACHABLE ABS HEAD & FOOT BED-BOARDS, ALUMINUM REMOVABLE GUARDRAILS, 4"PEDAL LOCKING CASTORS, EXTENTION LENGTH END PART OF BED FRAME, POWDER COATING MILD STEEL FRAME, ELECTRIC LIFTING SYSTEM WITH CE. UL APPROVAL, PACKING SIZE: 219X102X32, OVER ALL SIZE: 234X96.



### » THB3243LWMF10

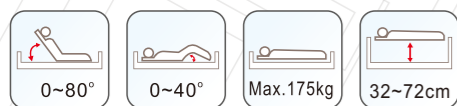
5 FUNCTION ELECTRICAL BED, ALUMINUM FRAME AND PLATFORM, WOODEN HEAD AND FOOT BED BOARD, ALUMINUM FOLDABLE GUARD RAIL, 2"LOCKINGABLE CASTOR, PACKING SIZE: 209X90X33, OVER ALL SIZE: 210X100.





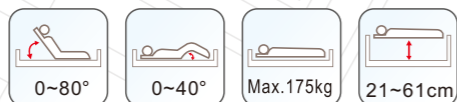
### » THB3236WM

WOODEN BED PANEL & GUARDRAILS, POWDER COATING MILD STEEL FRAME, PEDAL LOCKING CASTORS, PACKING SIZE: 209X96X14, OVER ALL SIZE: 209X105.



### » THB3246WM

WOODEN BED PANEL & GUARDRAILS, POWDER COATING MILD STEEL FRAME, PEDAL LOCKING CASTORS, PACKING SIZE: 209X96X44, OVER ALL SIZE: 217X103.



### » THB3131

50CM-3-SECTION; 70CM-3-SECTION; 90CM-3-SECTION; 70CM-4-SECTION; 70CM-5-SECTION; 70CM-2-SECTION (PHYSIOHERAPY); ADJUSTABLE HEIGHT FROM 46CM TO 95CM RAISED BY ACTUATOR SYSTEM, FIVE MAIN PILLOWS SUPPORTED AND ANGLE-ADJUSTED BY GAS SPRINGS, ARMRESTS HEIGHT AND DIRECTION ADJUSTABLE(OPTIONAL PARTS), WHEEL LIFTING(CENTRAL WHEEL LIFT, DUAL WHEEL LIFT), PACKING SIZE: 174X75X60, OVER ALL SIZE: 174X75, LENGTH: 200CM, DYNAMIC MAX LOAD: 200KG, STATIC MAX LOAD: 250KG, PILLOW CONFIGURATIONS.



### » THB3121

LENGTH: 210CM, DYNAMIC MAX LOAD: 200KG, STATIC MAX LOAD: 250KG, ADJUSTABLE HEIGHT FROM 46CM TO 95CM RAISED BY ACTUATOR SYSTEM, TWO MAIN PILLOWS SUPPORTED AND ANGLE-ADJUSTED BY GAS SPRINGS, WHEEL LIFTING(CENTRAL WHEEL LIFT, DUAL WHEEL LIFT), PACKING SIZE: 214X75X60, OVER ALL SIZE: 214X75.

### » THB3132

LENGTH: 200CM, DYNAMIC MAX LOAD: 200KG, STATIC MAX LOAD: 250KG, ADJUSTABLE HEIGHT FROM 46CM TO 95CM RAISED BY ACTUATOR SYSTEM, THREE MAIN PILLOWS SUPPORTED AND ANGLE-ADJUSTED BY GAS SPRINGS, ARMRESTS HEIGHT AND DIRECTION ADJUSTABLE(OPTIONAL PARTS), WHEEL LIFTING(CENTRAL WHEEL LIFT, DUAL WHEEL LIFT), PACKING SIZE: 174X75X60, OVER ALL SIZE: 174X75.



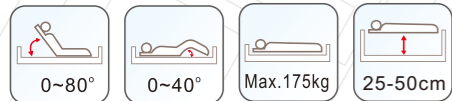
### » THB3244WM

STAINLESS STEEL EXAMINATION TABLE WITH LIFT BACK, SIZE: L190 X W60 X H65 cm.



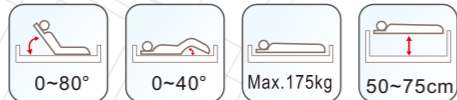
### » THB3133WBF6

ADVANCED MEDICAL MOTOR SYSTEM (3 PCS MOTORS, 1 PIECE CONTROL BOX, 1 PIECE HANDSET), COLD STEEL PLATE WHOLLY MOLDED SURFACE, P.P HEAD AND FOOT BOARD, ALUMINUM ALLOY GUARDRAILS, WHICH CAN BE FOLDABLE UP AND DOWN EASILY, 4" WHITE NOISELESS CASTOR, ACCESSORIES: I.V HOLES, URINE HOOKS, OPTIONAL CONFIGURATION: MATTRESS, OVER BED TABLE I.V POLE.



### » THB3230WZ

ADVANCED MEDICAL MOTOR SYSTEM (3 PCS MOTORS, 1 PIECE CONTROL BOX, 1 PIECE HANDSET), COLD STEEL PLATE WHOLLY MOLDED SURFACE, P.P HEAD AND FOOT BOARD, ALUMINUM ALLOY GUARDRAILS, WHICH CAN BE FOLDABLE UP AND DOWN EASILY, 5" WHITE NOISELESS CASTOR, ACCESSORIES: I.V HOLES, URINE HOOKS, OPTIONAL CONFIGURATION: MATTRESS, OVER BED TABLE I.V POLE.



### » THB3222W

TWO MANUAL CRANK SYSTEM, COLD STEEL PLATE WHOLLY MOLDED SURFACE, P.P HEAD AND FOOT BOARD, ALUMINUM ALLOY GUARDRAILS, WHICH CAN BE FOLDABLE UP AND DOWN EASILY, 5" WHITE NOISELESS CASTOR, ACCESSORIES: I.V HOLES, URINE HOOKS, OPTIONAL CONFIGURATION: MATTRESS, OVER BED TABLE I.V POLE.



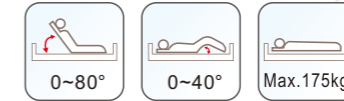
### » THB3221W

ADVANCED MEDICAL MOTOR SYSTEM (4 PCS MOTORS, 1 PIECE CONTROL BOX, 1 PIECE HANDSET), COLD STEEL PLATE WHOLLY MOLDED SURFACE, P.P HEAD AND FOOT BOARD, ALLUMINUM ALLOY GUARDRAILS, WHICH CAN BE FOLDABLE UP AND DOWN EASILY, 5" WHITE NOISELESS CASTOR, ACCESSORIES: I.V HOLES, URINE HOOKS, OPTIONAL CONFIGURATION: MATTRESS, OVER BED TABLE I.V POLE.



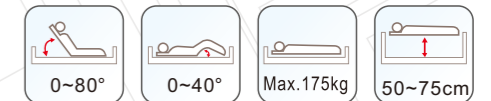
### » THB3220W

ADVANCED MEDICAL MOTOR SYSTEM (2 PCS MOTORS, 1 PIECE CONTROL BOX, 1 PIECE HANDSET), COLD STEEL PLATE WHOLLY MOLDED SURFACE, P.P HEAD AND FOOT BOARD, ALUMINUM ALLOY GUARDRAILS, WHICH CAN BE FOLDABLE UP AND DOWN EASILY, 5" WHITE NOISELESS CASTOR, ACCESSORIES: I.V HOLES, URINE HOOKS, OPTIONAL CONFIGURATION: MATTRESS, OVER BED TABLE I.V POLE.



### » THB3030W

THREE MANUAL CRANK SYSTEM, COLD STEEL PLATE WHOLLY MOLDED SURFACE, P.P HEAD AND FOOT BOARD, ALUMINUM ALLOY GUARDRAILS, WHICH CAN BE FOLDABLE UP AND DOWN EASILY, 5" WHITE NOISELESS CASTOR, ACCESSORIES: I.V HOLES, URINE HOOKS, OPTIONAL CONFIGURATION: MATTRESS, OVER BED TABLE I.V POLE.





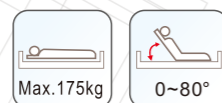
» THB3050W

FIVE MANUAL CRANK SYSTEM, COLD STEEL PLATE WHOLLY MOLDED SURFACE, P.P HEAD AND FOOT BOARD, ALUMINUM ALLOY GUARDRAILS, WHICH CAN BE FOLDABLE UP AND DOWN EASILY, 5" WHITE NOISELESS CASTOR, ACCESSORIES: I.V HOLES, URINE HOOKS, OPTIONAL CONFIGURATION: MATTRESS, OVER BED TABLE I.V POLE.



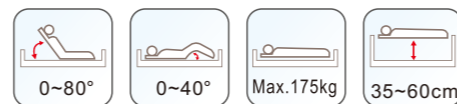
» THB3012W

SINGLE MANUAL CRANK SYSTEM, COLD STEEL PLATE WHOLLY MOLDED SURFACE, P.P HEAD AND FOOT BOARD, ALUMINUM ALLOY GUARDRAILS, WHICH CAN BE FOLDABLE UP AND DOWN EASILY, 5" WHITE NOISELESS CASTOR, ACCESSORIES: I.V HOLES, URINE HOOKS, OPTIONAL CONFIGURATION: MATTRESS, OVER BED TABLE I.V POLE.



» THB3231WM

ADVANCED MEDICAL MOTOR SYSTEM (3 PCS MOTORS, 1 PIECE CONTROL BOX, 1 PIECE HANDSET), FENCE TUBE BED BOARD, WOODEN HEAD AND FOOT BOARD, BEAUTY DESIGN, COMFORTABLE, HOME FEELING, 5" LUXURY CASTORS; ACCESSORIES: I.V HOLES, URINE HOOKS, OPTIONAL CONFIGURATION: MATTRESS, OVER BED TABLE I.V POLE.



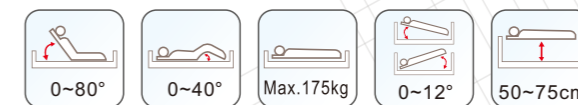
» THB3021SF2

ADVANCED MEDICAL MOTOR SYSTEM (4 PCS MOTORS, 1 PIECE CONTROL BOX, 1 PIECE HANDSET), COLD STEEL PLATE WHOLLY MOLDED SURFACE, CONNECTED WITH ABS SOFT JOIN, P.P HEAD AND FOOT BOARD, LUXURY FOUR-FOLD P.P GUARDRAILS, EASILY TO LIFT UP AND DOWN BY GAS SPRING, PEDAL CENTRAL-CONTROLLED CASTOR BRAKE SYSTEM, ACCESSORIES: I.V HOLES, URINE HOOKS, OPTIONAL CONFIGURATION: MATTRESS, OVER BED TABLE I.V POLE.



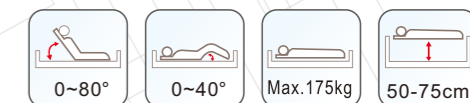
» THB3000

ADVANCED MEDICAL MOTOR SYSTEM (4 PCS MOTORS, 1 PIECE CONTROL BOX, 1 PIECE HANDSET), COLD STEEL PLATE WHOLLY MOLDED SURFACE, CONNECTED WITH ABS SOFT JOIN, P.P HEAD AND FOOT BOARD, LUXURY FOUR-FOLD P.P GUARDRAILS, EASILY TO LIFT UP AND DOWN BY GAS SPRING, PEDAL CENTRAL-CONTROLLED CASTOR BRAKE SYSTEM, ACP BUTTON FOOTBOARD & GUARDRAIL CONVENIENCE FOR NURSING OPERATION, ACCESSORIES: I.V HOLES, URINE HOOKS, OPTIONAL CONFIGURATION: MATTRESS, OVER BED TABLE I.V POLE.



» THB3238WGZF4

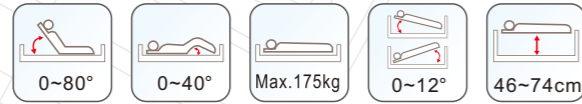
ADVANCED MEDICAL MOTOR SYSTEM (3 PCS MOTORS, 1 PIECE CONTROL BOX, 1 PIECE HANDSET), COLD STEEL PLATE WHOLLY MOLDED SURFACE, CONNECTED WITH ABS SOFT JOIN, P.P HEAD AND FOOT BOARD, LUXURY FOUR-FOLD P.P GUARDRAILS, EASY TO LIFT UP AND DOWN BY GAS SPRING, PEDAL CENTRAL-CONTROLLED CASTOR BRAKE SYSTEM, ACCESSORIES: I.V HOLES, URINE HOOKS, OPTIONAL CONFIGURATION: MATTRESS, OVER BED TABLE I.V POLE.






» THB3238W

ALUMINUM REMOVABLE GUARDRAILS, POWDER COATING STEEL FRAME, PEDAL LOCKING CASTORS, PACKING SIZE: 209X102X49, OVER ALL SIZE: 212X96.



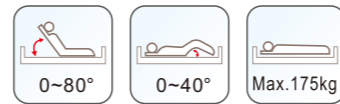
» THB3239WZF4

ELECTRIC FIVE FUNCTIONS INCLINABLE HOSPITAL BED, SECTIONAL TYPE ELEVATING GUARDRAILS, POWDER COATING MILD STEEL FRAME, DETACHABLE ABS HEAD AND FOOT BED-BOARDS, CENTRAL CONTROL LOCKING CASTORS, ELECTRIC INCLINABLE LIFTING SYSTEM, PACKING SIZE: 224X104X49, OVER ALL SIZE: 220X108.



» THB3230W

ADVANCED MEDICAL MOTOR SYSTEM (2 PCS MOTORS, 1 PIECE CONTROL BOX, 1 PIECE HANDSET), COLD STEEL PLATE WHOLLY MOLDED SURFACE, P.P HEAD AND FOOT BOARD, LUXURY FOUR-FOLD P.P GUARDRAILS, EASY TO LIFT UP AND DOWN BY GAS SPRING, 5" WHITE NOISELESS CASTOR, ACCESSORIES: I.V HOLES, URINE HOOKS, OPTIONAL CONFIGURATION: MATTRESS, OVER BED TABLE I.V POLE.



» TRA5610S

Size: 190cmX62.5cmX99cm



» TRA5601S



» TRA5607S



» TRA5609S



» TRA578



» TRA578B



» TRA676A



» TRA676



» TRA5052