



Remark: The pictures and specifications in this catalogue are for reference only, and they are subject to our final confirmation. TOPMEDI reserves the right

GUANGZHOU TOPMEDI CO., LTD.

Hotline: +86 20 2210 5997 Fax: +86 20 62351969

Email: sales@topmedi.com

topmedi@qq.com

Web: <http://www.topmedi.com>

QQ: 2264186188



Top+Medi

SGS Certified Professional Wheelchair Supplier, Topmedi Catalogue



CE ISO

Top+Medi

-An SGS certified company



GUANGZHOU TOPMEDI CO., LTD

Company profile»»

TOPMEDI Co., Ltd. is a professional medical supplier with the ambition to be one of the best and the key rehabilitation equipments suppliers in China.

Our main products include Electric Wheelchair, Sports Wheelchair, Brain Paralysis Wheelchair, Hospital Bed, Walking Aids, Shower Chair and Commode.

Our wheelchair factory is a leading manufacturer of wheelchair and rehabilitation equipments in China. The workshop covers an area of 30,000 squarer meters , with the annual production capacity of 500,000 wheelchairs, 2,000,000 walking aids, and 10,000 hospital beds. TOPMEDI products have been well accepted in 80 countries and regions, mainly Australia, America, Europe, Middle East and Asia, covering both high end and middle end market , and enjoy high reputation among customers.

TOPMEDI would like to join hands with our partners all around the world for our promising future!



QUALITY FIRST



LIFETIME FOCUS



KEEP INNOVATING





TOPMEDI MISSION

To supply the most suitable medical products for global customers
 To build a platform for every member of TOPMEDI to realize the value of life

TOPMEDI ASPIRATIONS AND PROSPECTS

To supply rehabilitation and first aid solutions for global customers

FAMILY+SCHOOL+ARMY

A big warm family
 A training base for outstanding people
 A high execution team

TOPMEDI VALUES

INTEGRITY: honesty,magnanimous words and deeds
 SOLIDARITY: no perfect person,but a perfect team
 EXCELLENCE: focus,dedication,Meticulous
 PASSION: optimistic,never give up
 WIN-WIN: create and share value with customers
 EMBRACE CHANGE: welcome change and innovation

TOPMEDI SLOGAN

Free walk, amazing life!





» THE778LQ-36(3.5-4.5 players)

» THE779LQ-36(1.0-3.0 players)

93	36	65	6	50
72	100	86x85x78	13 15	

» TLS737LQ-36

ALUMINUM CHAIR FRAME, FIXED FOOTREST,
HEIGHT ADJUSTABLE FOOTPLATE, SOLID CASTOR,
QUICK RELEASE PNEUMATIC REAR WHEEL

65	36	60	10	49
77	100	84x61x70	11.5 14	



» THE736LQ










ALUMINUM FRAME, DETACHABLE ARMREST,
FIXED FOOTREST,SOLID CASTOR, QUICK
RELEASE, REAR WHEEL.

55.5	36	60	10	50
76.5	100	86x38x67	12.7 15	



» TLS730LQ-36










ALUMINUM CHAIR FRAME, FIXED FOOTREST, HEIGHT ADJUSTABLE FOOTPLATE, SOLID CASTOR, QUICK RELEASE PNEUMATIC REAR WHEEL

				
67	38	60	10	48
	 (kg)	 DIM	 NW GW	
77	100	76x62x50	10.8	11.8



» TLS731LQ-36










ALUMINUM CHAIR FRAME, HEIGHT ADJUSTABLE ARMREST, FIXED FOOTREST, HEIGHT ADJUSTABLE FOOTPLATE, SOLID CASTOR, QUICK RELEASE PNEUMATIC REAR WHEEL

				
67	38	60	10	48
	 (kg)	 DIM	 NW GW	
77	100	76x62x63	11	12












» TLS727LQ-36

ALUMINUM CHAIR FRAME, FIXED ARMREST, FIXED FOOTREST, SOLID CASTOR, QUICK RELEASE CARBON FIBER REAR WHEEL,

				
59	36	51	10	48
	 (kg)	 DIM	 NW GW	
78	100	87x36x80	11	13.6

» TLS720LQ-36










ALUMINUM CHAIR FRAME, FIXED ARMREST, FIXED FOOTREST, SOLID CASTOR, QUICK RELEASE REAR WHEEL,

				
59	36	60	10	48
	 (kg)	 DIM	 NW GW	
72	100	87x36x73	10.8	13



» TLS723LQF1-36

ALUMINUM CHAIR FRAME, FIXED ARMREST, FIXED FOOTREST, U SHAPE ANGLE ADJUSTABLE FOOTPLATE, WITH KNEE PAD, WITH STORAGE BAG, SOLID CASTOR, 3 FORK QUICK RELEASE REAR WHEEL

				
60	36	60	10	43
	 (kg)	 DIM	 NW GW	
77	100	87x36x79	12.6	15



» TLS721LQ-36

ALUMINUM CHAIR FRAME,
PINK COLOR FRAME, FIXED ARMREST,
FIXED FOOTREST,
3 FORK QUICK RELEASE REAR WHEEL,
U SHAPE ANGLE ADJUSTABLE FOOTPLATE

58	36	60	10	48
72	100	87x36x73	11.8	13.6

» TLS723LQ-36

ALUMINUM CHAIR FRAME,
FIXED ARMREST, FIXED FOOTREST,
U SHAPE ANGLE ADJUSTABLE
FOOTPLATE, SOLID CASTOR,
QUICK RELEASE REAR WHEEL

56	36	60	10	48
77	100	87x36x79	10.7	13.9



» TLS722LQ-36

ALUMINUM DOUBLE CROSS
CHAIR FRAME, GREEN COLOR FRAME,
FIXED ARMREST, FIXED FOOTREST,
QUICK RELEASE REAR WHEEL,
U SHAPE ANGLE ADJUSTABLE FOOTPLATE

60	36	59	10	48
72	100	89x36x76	11.8	15



» TLS734LQ-36

ALUMINUM CHAIR FRAME,
FIXED FOOTREST,
HEIGHT ADJUSTABLE FOOTPLATE,
SOLID CASTOR,
QUICK RELEASE PNEUMATIC REAR WHEEL

61	38	60	10	49
79	100	79x60x59	13.9	15.9



» TLS732LQ-36

ALUMINUM CHAIR FRAME,
FIXED FOOTREST,
HEIGHT ADJUSTABLE FOOTPLATE,
SOLID CASTOR,
QUICK RELEASE PNEUMATIC REAR WHEEL

59	36	60	10	50
77	100	76x62x50	10.8	12



» TLS734LQ-36 (NEW)

59	36	60	10	51
78	100	79x60x59	12.6	15.9





» **TLS730LQ-36 (NEW)**

67	36	60	10	48
78	100	76x62x50	9.5	11.8

» **TLS731LQ-36 (NEW)**

65	36	60	10	52
86	100	76x62x63	10.2	12



» **TLS732LQ-36 (NEW)**

58	36	60	10	50
76	100	76x62x50	9.3	12



» **TLS727LQ-36 (NEW)**

52	36	60	10	48
76	100	87x36x80	10.6	13.6



» **TLS720LQ-36 (NEW)**

59	36	60	10	48
72	100	87x36x73	11.3	13



» **TLS737LQ-36 (NEW)**

64	36	60	10	47
79	100	84x61x70	10.5	14





» TLS721LQ-36 (NEW)

58	36	60	10	48
72	100	87x36x73	11.6	13.6

» TLS723LQ-36 (NEW)



56	36	60	10	48
76	100	87x36x79	8	11



» TLS722LQ-36 (NEW)

57	36	60	10	48
72	100	89x36x76	11.6	13.6



» TLS723LQF14-38 (NEW)

53	38	60	10	50
80	100	85x30x83	12.5	14.5

» TLS727LQF1-36 (NEW)

55	36	60	10	49
84	100	83x34x84	10.3	13



» THE736LQ-36 (NEW)

52	36	60	10	52
82	100	86x38x67	13.4	15



» **TLS779LQ-36** «

Basketball Guard

» **TLS771LQ-32**

Rugby Defensive



» **TLS777LQ-36**

Basketball Center



» **TLS778LQ-36**

Basketball Forward



» **TLS770LQ-32**

Rugby Offensive



» **TLS717L-30**

Speed king



» **TLS735LQ-36**

Pool Wheelchair



» **TLS744LQ-43**

Shooting



» **TLS755LQ-36**

Dancing



» **TLS756LQ-36**

Ping Pong



» **TLS786LQ-36**

Badminton



» **TLS710L-30**

Speed king



» **TLS785LQ-36**

Tennis



» **TLS740LQ-36**

Archery



» **TLS766LQ-36**

Fencing



» **TLS723LQF1-36 (NEW)**



» **TLS723LQF15 (NEW)**



» **TLS730LQF10-36 (NEW)**



» **TLS755LQ-36 (NEW)**

Dancing



» **TLS710L-30 (NEW)**

Speed king



» **TLS756LQ-36 (NEW)** «

Ping Pong



» **TLS771LQ-32 (NEW)**

Rugby Defensive



» **TLS766LQ-36 (NEW)**

Fencing




» **TLS778LQ-36 (NEW)**

Basketball Forward



» **TLS770LQ-32 (NEW)**

Rugby Offensive



» **TSW908AQ**

CHROMED STEEL FRAME, FLIP-UP DESK ARMREST, DETACHABLE FOOTREST, SOLID CASTOR, QUICK RELEASE PNEUMATIC REAR WHEEL, DROP BACK HANDLE.

64	46	61.5	15	51
94	100 (kg)	80x28x78 DIM	15.8 NW	18.6 GW

