
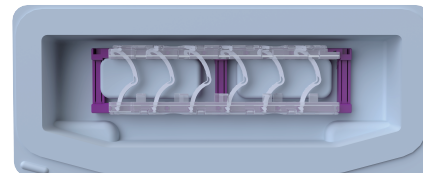



## PRODUCT SPECIFICATIONS



The range of the clamped tubular tissue:1-3mm




The range of the clamped tubular tissue:2-7mm




The range of the clamped tubular tissue:3-10mm



Model specifications:MCA-10CS  
Specifications of trocar:  $\phi 10\text{mm}$



Model specifications:MCA-10CM  
Specifications of trocar:  $\phi 10\text{mm}$



Model specifications:MCA-12CL  
Specifications of trocar:  $\phi 12\text{mm}$

Each size of Multiple Polymer Ligating Clip comes with 2 to 6 specifications in different quantities for a variety of surgical options

## ENTERPRISE PROFILE


Hangzhou Sunstone Technology Co., Ltd, was established in 2005, is a manufacturing enterprise dedicated to the R&D and sales of innovative medical devices. The enterprise park covers an area of more than 7,000 square meters, and the enterprise assets exceed 30 million US dollars. The company is located in Hangzhou, China, with a production and office area of 20,000 square meters, of which the ISO 8 class cleanroom exceeds 1,000 square meters and the ISO 7 class cleanroom exceeds 500 square meters. Sunstone Technology is the first national high-tech enterprise dedicated to the research and development of absorbable medical consumables in Zhejiang Province, China. It has obtained the qualification of high-tech enterprise research and development center of Zhejiang Province Science and Technology Department of Innovation Medical Devices. Several of the unique medical devices we have developed have applied for Chinese and international patents. These projects are in different stages of research and development, some of which have entered the stage of registration and approval in China, and some in the stage of EU CE certification.



## Pacesetter™ Multiple Clip Reusable Applier



## QueuesClip™ Multiple Polymer Ligating Clips



A new minimally invasive surgical tubular tissue closure device that is more convenient, scientific, economical and environmentally friendly.



Add:#460,FuchengRd,QiantangArea,Hangzhou,China

Tel:0086-571-88868125

Fax:0086-571-82862332


Email:intltr-Sunstone@hzsskj.com

<https://www.sunstonemd.com>



## MULTIPLE CLIP REUSABLE APPLIERS


### Pacesetter™



Pacesetter™ Multiple Clip Reusable Applier




Color clamping trigger




White delivery trigger

## MULTIPLE POLYMER LIGATINGCLIPS

### QueuesClip™



QueuesClip™ Multiple Polymer Ligating Clips



Press the upper and the lower of cartridge to form a cartridge and take out the subassembly

## PRODUCT OPERATION STEPS





Install the multiple ligating clips cartridge

Pull the delivery trigger to link the pushing mechanism to drive the ligating clip to move toward the jaw of the clip applier.

Clamp the ligating clip

## SURGICAL USE OF MULTIPLE CLIP APPLIER



The applier with a digital display window


When the number in the display window shows 6, it indicates that 6 ligating clips are available.

- Pull the delivery trigger of the clip applier once to make the multiple clipapplier enter the standby state.
- Then pull the clamping trigger to close the jaw and enter the trocar.
- Release the clamping trigger and then pull the delivery trigger again.
- The ligating clip will be pushed into the jaw of the clip applier.
- Insert the tubular tissue to be closed into an opened ligating clip which located at the jaw of the clip applier.
- Pull the clamping trigger of the multiple clip applier.
- The tubular tissue will be clamped rapidly.

## CLEANING AND DISINFECTION OF MULTIPLE CLIP APPLIER

Open the cleaning hole cap

rinse the clip applier with distilled or filtered water under high pressure



Connect the cleaning tube

The cleaning lasts about 2 minutes