

# Portable Electronic Piano

## USER MANUAL

software download address:
http://kohoxo.com/en-piano.zip

WINDOWS

MAC OS

Sustain

MIDI OUT

---

Thanks for buying the electronic piano

Our company with 15 years experience of developing,producing a series of productions about the portable piano and roll up drum kit.This product is light and very portable,in order to have the best use of the product,please strictly follow the instructions and precautions in the manual.May you enjoy it.Thanks for your cooperation.

## Ⅰ The feature of the product:

- 61/88 standard keys(includes the black key)
- Tone:129 tones
- Rhythm:128 rhythms
- Demo:30 demos
- Record function
- Rhythm function
- Demo function
- Metronome function
- Drum kit function
- Dual keyboard function
- Dynamic switch function
- Reset function
- LED display
- Sustain pedal,complex sustain pedal
- Blue-tooth MIDI function
- Blue-tooth Audio Function
- Powr supply:1.Built-in 3.7V/2200mAh Li-Battery
  2.USB 5V/1A powr supply

## Ⅱ Explanation of function button

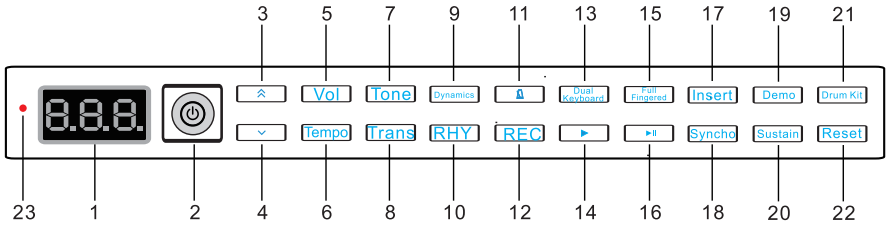

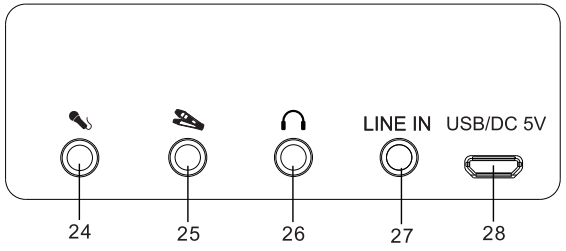

| | | | | | |
|---|---|---|---|---|---|
| 1 | 8.8.8. | LED display | 15 | Full Fingered | full fingered button |
| 2 | ⏻ | POWER ON/OFF | 16 | ▶II | Start/Stop button |
| 3 | ︽ | Increase selection button | 17 | Insert | Insert button |
| 4 | ﹀ | Decrease selection button | 18 | Syncho | Syncho button |
| 5 | Vol | Volume button | 19 | Demo | Demo button |
| 6 | Tempo | Tempo button | 20 | Sustain | Sustain button |
| 7 | Tone | Tone button | 21 | Drum Kit | Drum kit button |
| 8 | Trans | Trans button | 22 | Reset | Reset button |
| 9 | Dynamics | Dynamic button | 23 | ● | Charging indicator |
| 10 | RHY | Rhythm button | 24 | ◎ | MIC interface |
| 11 | ⏲ | Metronome button | 25 | ◎ | Sustain pedal interface |
| 12 | REC | Record button | 26 | ◎ | Mp3 input interface |
| 13 | Dual Keyboard | Dual keyboard button | 27 | LINE IN ◎ | Earphone/Speaker interface |
| 14 | ▶ | Play button | 28 | USB/DC 5V MIDI OUT | USB interface |

## III .Function description

### 1 ON/OFF,

Press 0.5 seconds to open,re-press to close

### 2 Tone

- With 129 tones
- Select the tone when opening,the initial number is:000,the digital screen displays “000” press “︽” or “﹀” to select the tone.Press “︽” or “﹀”over one second,can select the tone quickly.
- In other function selection modes press the tone button can return the tone selection mode

### 3 Volume

- Press the “volume”button,repress “︽”or”﹀”to increase or decrease the sound,the digital screen will display the corresponding level number.
- The initial number is 12 when opening,the highest is 15.

### 4 Rhythm

- With 128 rhythms
- Press “Start”,”Stop”or Rhythm”,into rhythm play mode automatically,repress “start” or “stop” stop playing the rhythm.Press”︽”or”﹀”to select the rhythm.
- Press”︽”or”﹀”over one second,can select the rhythm quickly,will play the corresponding rhythm when releasing.
- Press “Syncho”button,can press the piano button to start the rhythm playing.
- Press “Insert”button,can insert the new rhythm into the basis rhythm.

### 5 Demo

- With 30 demos
- Press”Demo”button will play all the demos,press”start”or”Stop”to start or stop playing demo.
- Press”︽”or”﹀”to select demo
- Press”︽”or”﹀”over one second,can select the demo quickly,will play the corresponding demo when releasing

### 6 Dynamic control function

- Press”Dynamic”button to turn on or turn off dynamic,it is dynamic when opening

### 7 Chord accompaniment

- When playing any rhythm,press “full fingered” button into single & finger mode.The LED will display “C03”,then press”Syncho”button,can play chord accompaniment.
- Chord function:Bass area,61 keys ( from C-f# area totally 19 keys),88 keys (from A2-f# area totally 34 keys) play chords that match the rhythm,and the pitch of the chord changes with the pitch of the keys,different chord styles at different rhythms.Finger (major triads chord and minor triads chord),single only have major triads chord.In the chord mode,press the “full fingered”to turn off the chord.

### 8 Record function

- Press”record”button into record mode,digital screen displays REC
  The recording function is taken a multi-channel real-time recording method to record notes.
- Into record mode,user can press the keyboard freely,the system will automatically record the keys played by the user.When it is full,digital screen displays “full”to remind.
- Press “Play” to play the recording notes,must have notes recorded,this function is considered valid.It will return to the original state automatically when finishing.
- Can select the tone during playing,the record notes will refresh automatically when re-record and reset.
- You can close the metronome sound through start/stop button according your needing when recordig

### 9 Trans function

- Total 13 levels：-6、-5、-4、-3、-2、-1、0、1、2、3、4、5、6
- Playing mode,press”Trans”button into trans function,through”︽”or”﹀”trans

### 10 Adjust the playing speed

- Playing mode,press”Tempo”into playing adjust function,through “︽”or”﹀”button to control the playing speed.

### 11 USB-MIDI-IN-OUT function

Connect the computer or table through USB cable to work

### 12 Metronome function

.Metronome assist function,press the “⏲” can select the metronome cyclically,will be 4 changes, it is:b01(2/4 beat),b02(3/4 beat),b03(4/4 beat),b04(1/4 beat).

### 13 Drum kit function

Press”Drum kit”button can switch the sound of piano and drum directly

### 14 Sustain/Vibrato function

Press”Sustain”or”Vibrato”button to turn on or turn off sustain and vibrato function

### 15 Pedal sustain,complex sustain function

- Step sustain pedal has sustain effect -----With one pedal
- Complex sustain pedal using:press the keyboard then step the complex sustain pedal,with sustain effect when releasing the keyboard -----Optional one set pedal

### 16 Sleeping function

During using,no any action minutes ,the LED and power light will off,into sleeping mode automatically,press any keys to wake up.

### 17 LED Indicator

.Red LED indicator for charging light,when the built-in lithium battery is not fully charged,plug in the USB 5V cable for charging,red LED indicator is on,when full,the light is off.

### 18 Reset

Press the reset button to restore the product to the power-on default state.

### Dual keyboard function

Press the “Dual Keyboard”button,the LED will display “ON”,28 keys on the left bass area fixed bass. can select your favorite tone on 29-88 keys area on the light,re-press “Dual Keyboard”button,this function is turn off,the LED will display “OFF”

### **20.Blue-tooth APP function(Bluetooth 5.0)**

.Search MIDI PIANO to connect by mobile APP

.iPhone connection method:

Pop piano connection:

1. Scan the QR code to download the Pop piano;
2. Turn on the Bluetooth in your phone then open the Pop piano APP,select any song,start playing after entering;
3. Click on the top left of the phone screen 🎹 ,select after opening:Bluetooth connection-Next-confirm to connect with the Bluetooth;
4. Confirming Bluetooth connection,this icon is blue 🎹

GarageBand connection:
1.Open the GarageBand in your phone,if not,please download by yourself;
2.Turn on the Bluetooth in your phone;
3.Open the GarageBand,click the setting icon on the top right of the phone screen;
4.Song setting-advanced-Bluetooth device to connect the piano Bluetooth.

Perfect Piano connection:
1.To download the perfect piano APP in your phone firstly;
2.Turn on the Bluetooth in your phone;
3.Connecting the GarageBand at first,after connection,then open perfect piano APP to use.

Android connection method:

Pop piano connection:
1.Scan the QR code to download the Pop piano;
2.Turn on the Bluetooth in your phone,some phone need to turn on the phone positioning;
3.Open the Pop piano,select any song,start playing after entering;
4.Click on the top left of the phone screen 🎹 ,select after opening:Bluetooth connection-Next-confirm to connect with the Bluetooth;
5.Confirming Bluetooth connection,this icon is blue 🎹

21 Blue-tooth MIDI light

Play the piano according the light,more suitable for newer to play.(only suit for blue-tooth light version)

.The operation steps for connecting the Bluetooth APP are the same as 20 items,different lights for left and right hands in Pop APP.

22.Blue-tooth function

.After turning on,the blue-tooth function automatically turns on and there is a prompt tone.To search “Music-Piano” in your phone to connect,there is a prompt tone after the connection is successful.Increase or decrease the volume or music selection should be made through your phone.(Only suit for blue-tooth audio version)

## Ⅳ Accessory one:lists of tone

| Tone Number | Name | Tone Number | Name |
|---|---|---|---|
| T00 | Acoustic Grand Piano | T35 | Fretless Bass |
| T01 | Bright Acoustic Piano | T36 | Slap Bass 1 |
| T02 | Electric Grand Piano | T37 | Slap Bass 2 |
| T03 | Honky-tonk Piano | T38 | Synth Bass 1 |
| T04 | Rhodes Piano | T39 | Synth Bass 2 |
| T05 | Chorused Piano | T40 | Violin |
| T06 | Harpsichord | T41 | Viola |
| T07 | Clavichord | T42 | Cello |
| T08 | Celesta | T43 | Contrabass |
| T09 | Glockenspiel | T44 | Tremolo Strings |
| T10 | Music box | T45 | Pizzicato Strings |
| T11 | Vibraphone | T46 | Orchestral Harp |
| T12 | Marimba | T47 | Timpani |
| T13 | Xylophone | T48 | String Ensemble 1 |
| T14 | Tubular Bells | T49 | String Ensemble 2 |
| T15 | Dulcimer | T50 | Synth Strings 1 |
| T16 | Hammond Organ | T51 | Synth Strings 2 |
| T17 | Percussive Organ | T52 | Choir Aahs |
| T18 | Rock Organ | T53 | Voice Oohs |
| T19 | Church Organ | T54 | Synth Voice |
| T20 | Reed Organ | T55 | Orchestra Hit |
| T21 | Accordian | T56 | Trumpet |
| T22 | Harmonica | T57 | Trombone |
| T23 | Tango Accordian | T58 | Tuba |
| T24 | Acoustic Guitar (nylon) | T59 | Muted Trumpet |
| T25 | Acoustic Guitar (steel) | T60 | French Horn |
| T26 | Electric Guitar (jazz) | T61 | Brass Section |
| T27 | Electric Guitar (clean) | T62 | Synth Brass 1 |
| T28 | Electric Guitar (muted) | T63 | Synth Brass 2 |
| T29 | Overdriven Guitar | T64 | Soprano Sax |
| T30 | Distortion Guitar | T65 | Alto Sax |
| T31 | Guitar Harmonics | T66 | Tenor Sax |
| T32 | Acoustic Bass | T67 | Baritone Sax |
| T33 | Electric Bass(finger) | T68 | Oboe |
| T34 | Electric Bass (pick) | T69 | English Horn |

| Tone Number | Name | Tone Number | Name |
|---|---|---|---|
| T70 | Bassoon | T99 | FX 4 (atmosphere) |
| T71 | Clarinet | T100 | FX 5 (brightness) |
| T72 | Piccolo | T101 | FX 6 (goblins) |
| T73 | Flute | T102 | FX 7 (echoes) |
| T74 | Recorder | T103 | FX 8 (sci-fi) |
| T75 | Pan Flute | T104 | Sitar |
| T76 | Bottle Blow | T105 | Banjo |
| T77 | Shakuhachi | T106 | Shamisen |
| T78 | Whistle | T107 | Koto |
| T79 | Ocarina | T108 | Kalimba |
| T80 | Lead 1 (square) | T109 | Bagpipe |
| T81 | Lead 2 (sawtooth) | T110 | Fiddle |
| T82 | Lead 3 (caliope lead) | T111 | Shanai |
| T83 | Lead 4 (chiff lead) | T112 | Tinkle Bell |
| T84 | Lead 5 (charang) | T113 | Agogo |
| T85 | Lead 6 (voice) | T114 | Steel Drums |
| T86 | Lead 7 (fifths) | T115 | Woodblock |
| T87 | Lead 8 (bass+lead) | T116 | Taiko Drum |
| T88 | Pad 1 (new age) | T117 | Melodic Tom |
| T89 | Pad 2 (warm) | T118 | Synth Drum |
| T90 | Pad 3 (polysynth) | T119 | Reverse Cymbal |
| T91 | Pad 4 (choir) | T120 | Guitar Fret Noise |
| T92 | Pad 5 (bowed) | T121 | Breath Noise |
| T93 | Pad 6 (metallic) | T122 | Seashore |
| T94 | Pad 7 (halo) | T123 | Bird Tweet |
| T95 | Pad 8 (sweep) | T124 | Telephone Ring |
| T96 | FX 1 (rain) | T125 | Helicopter |
| T97 | FX 2 (soundtrack) | T126 | Applause |
| T98 | FX 3 (crystal) | T127 | Drum kit |
|  |  | T128 | Drum kit |

## V Accessory two:lists of rhythm

| Rhythm Number | Name | Rhythm Number | Name |
|---|---|---|---|
| R000 | 80sPop | R035 | American march |
| R001 | 16Beat pop | R036 | March style |
| R002 | 8Ballad | R037 | Tarante |
| R003 | 8Beat soul | R038 | Funk soul |
| R004 | 70sRock | R039 | Rock waltz |
| R005 | Afro pop | R040 | Piano bar |
| R006 | Rap pop | R041 | Jazz waltz1 |
| R007 | 60sSoul | R042 | Jazz waltz2 |
| R008 | 70sSoul | R043 | 16Beat tune |
| R009 | Funky soul | R044 | Poka dance |
| R010 | 16Beat slide | R045 | Waltz |
| R011 | The twist | R046 | Cha-cha |
| R012 | British pop | R047 | Rumba |
| R013 | Hard rock | R048 | Rock rap |
| R014 | Fusion jazz | R049 | Bullfight dance |
| R015 | Funk slide | R050 | Samba1 |
| R016 | Fusion slide | R051 | Samba2 |
| R017 | Brisk rock1 | R052 | Tango1 |
| R018 | Brisk rock2 | R053 | Tango2 |
| R019 | Passionate rock | R054 | Fox step |
| R020 | Jazz rock | R055 | Jazz waltz |
| R021 | Fast gospel | R056 | Argentine Tango |
| R022 | Poka rock | R057 | Italian Tango |
| R023 | Rock billie | R058 | Bossanoval |
| R024 | Rock roll | R059 | Shuffle1 |
| R025 | Rock cha-cha | R060 | Shuffle2 |
| R026 | Rock classic | R061 | House |
| R027 | Rock slide | R062 | Merengue |
| R028 | Rock pop | R063 | Salsa |
| R029 | Early boca | R064 | Disco Latin |
| R030 | Poca pop | R065 | Thailand |
| R031 | Blues1 | R066 | Reggae1 |
| R032 | Blues2 | R067 | Salsa |
| R033 | Blues3 | R068 | Indian improvisation |
| R034 | Popular waltz | R069 | Merengue |

| Rhythm Number | Name | Rhythm Number | Name |
|---|---|---|---|
| R070 | Polka | R099 | Disco foxtrot |
| R071 | 16Reggae | R100 | Euro soul |
| R072 | Slow rock1 | R101 | Disco funk1 |
| R073 | Slow rock2 | R102 | Disco funk2 |
| R074 | Slow soul5 | R103 | Jazz samba |
| R075 | Jorpo | R104 | Disco Party |
| R076 | Lambada | R105 | Popular Samba |
| R077 | Love ballad | R106 | Club dance |
| R078 | Plena | R107 | Modern blues |
| R079 | China | R108 | Melancholy Foxtrot |
| R080 | Acid | R109 | Mambo |
| R081 | 8Beat modern | R110 | Disco soul |
| R082 | Country folk | R111 | Disco |
| R083 | Love songs | R112 | Cobmo |
| R084 | City pop | R113 | Swing beat |
| R085 | Electronic pop | R114 | Krump |
| R086 | Auditory folk | R115 | Band marche1 |
| R087 | Piano Ballads | R116 | Band marche2 |
| R088 | soul8.mid | R117 | Band marche3 |
| R089 | Rock folk | R118 | Big band1 |
| R090 | Slow and light | R119 | Big band2 |
| R091 | Similar ballad | R120 | Wild pop |
| R092 | Majestic pop | R121 | Southern jazz |
| R093 | Kinetic1 | R122 | Popular jazz |
| R094 | Kinetic2 | R123 | Jazz band |
| R095 | Funk disco | R124 | Jazz club |
| R096 | Saturday night | R125 | Habanera |
| R097 | Twist | R126 | Bachata1 |
| R098 | Euro beat | R127 | Bachata1 |

---

## Ⅵ Accessory three:name lists of demo

| Demo Number | Name | Demo Number | Name |
|---|---|---|---|
| D00 | Jasmine | D15 | Sweet honey |
| D01 | Why are the flowers so red | D16 | Susanna |
| D02 | Butterfly Lovers | D17 | Do-Re-Mi |
| D03 | Entering a new era | D18 | Moon River |
| D04 | Girl of Alishan | D19 | Mary has a little sheep |
| D05 | Qinghai Tibet Plateau | D20 | Hotels in the Pacific |
| D06 | InThePlace PeachBlossom | D21 | Crazy 1900 |
| D07 | Vox dance remix | D22 | Family Restaurant |
| D08 | Liuyang River | D23 | Johnny the surfer |
| D09 | Curvy Moon | D24 | Sinbad hands |
| D10 | Childhood | D25 | New paradise |
| D11 | Good days | D26 | Happy birthday |
| D12 | Go home often | D27 | Carmen |
| D13 | Night of grassland | D28 | Short song |
| D14 | Radiant | D29 | Jingle bells |

## Ⅶ. The protection of piano:

1.Use the soft and clean towel to clean the piano
2.Should be collected well after using,do not put the piano in the humid and hot place.

## Ⅷ. Precautions for using an electric piano:

.Do not split any part of the electronic piano
.Do not put the piano in the humid and hot place
.Do not put the piano in the the place with strong wave,in order not to effect the function of the piano.

## Ⅸ. Trouble shooting

.If the sound is abnormal or the key is invalid,please re-open the piano,restore the original setting.
If the battery voltage is low, the sound may be abnormal or the keys may be invalid.
Please charge in time.

## Ⅹ.Product specifications

1.Product size: 88keys L1250*W210*H70MM
61keys L880*W210*H70MM
2.N.W: 88keys 5.9 KG
61keys 5.2 KG
3.Input voltage:USB DC5V
4.Power by 2200mAh li-ion battery.