

# USB MIDI Roll-Up Piano



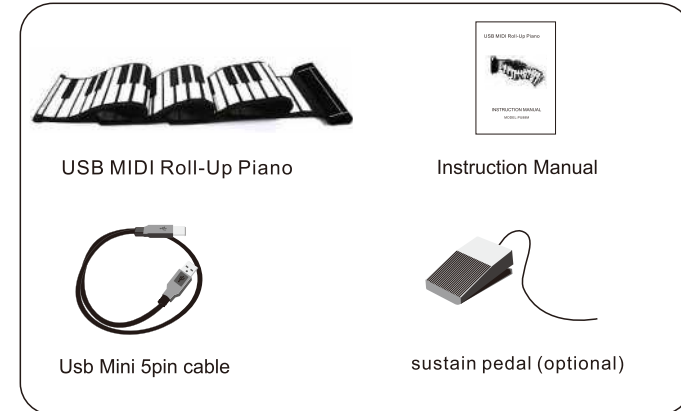
INSTRUCTION MANUAL  
MODEL:PU88M

Dear customer:

Thank you for choosing this **USB MIDI Roll-Up Piano**. This stylish **USB MIDI Roll-Up Piano** using modern science technology and electrical industrial innovation design, it's a result of our persevered work.

We sincerely hope that it will give full play to your musical talent, and bring your immense joy and wonderful experience.

### Packaging Contains



Before using this product, please read the instruction sheet carefully

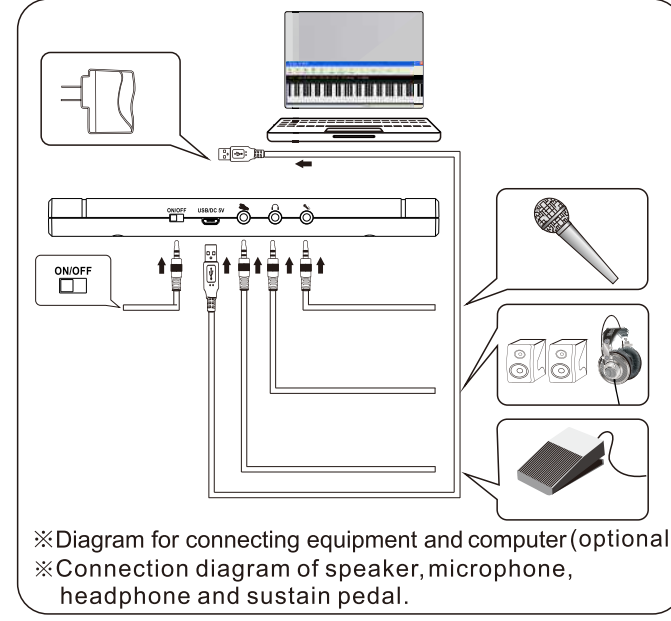
Open switch work with headphone/speaker

1

### USB MIDI Roll-Up Piano Overall Appearance




### Diagram for connecting product



2

### Operation instruction for "Everyone piano"

First step: download and install the software  
1. Open your browser, and download the software from: <http://kohoxo.com/cn-piano.zip>  
2. Unzip the file "cn-piano", then open "cn-piano/EveryonePiano" and double click "EveryonePiano1.4.7.29\_setup" to install the software.



Step 3: open the software  
1. Click "Settings--Options"



3



4

### Functions and Features:

- 1.Can be connected with earphone or outside speaker
- 2.Microphone input function
- 3.Portable,Fashionable Flexible easy for carry
- 4.Bring the enjoyment as the real piano
- 5.Easily to record and edit, to make your own music
- 6.Professional timbre resource
- 7.Built-in Li-Battery,expediently to use anytime and anywhere
- 8.Support sustian function when connect with pedal
- 9.Supply Win XP/Vista/Win7 and Mac OSX,without driver
- 10.VST/VSTI:compatibility Cakewalk,Sonar,Cubase,Nuendo and the other just like VST/VSTI.

### Product Specifications:

1. Product size:  
88keys: mainbody :18.6(L)X5.5(W)X1.8(D)cm  
keyboard :132.5(L)x14(W) x 0.5(D)cm
2. Input voltage :USB 5V
3. Built-in battery :3.7V/2000mA
4. Charge time :1.5-2 hours
5. Working time :10-12 hours
6. Material :Silicone
7. Color :Black + White

5

### System Requirements

PC	1. Operating System:Windows 2000/XP/Vista/Win 7 2. CPU: Pentium 3 or Higher 3. System Memory: Minimum 256MB or higher 4. Drive: CD-ROM 5. Available Usb Port
MAC	1. Operating System:MacOS 8.5, 8.6, 9.x, OS X 2. Processor: G4 or over 733 Mhz of the compatible processors 3. System Memory:Minimum 512MB or higher 4. Drive: CD-ROM 5. Available Usb Port

### Simple Troubleshooting

Failure	Failure Reason	Fault Correcting
Without Sound	1.Piano doesn't connect with computer 2.The audio equipment not turned on or connecting error 3.The "Output Device" in product software "Options" has not been selected	1.Please check whether connected computer and equipment. 2.Pleasae connect sound equipment correctly. 3.Choose "Output Devices" in product software "Options" button has been selected

### Cautions:

- 1.Do not usage the piano in a wet,high temperature or dusty area.
- 2.Keep the keyboard level when in use.Do not place the piano near areas with strong electric waves.
- 3.Do not place the heavy objects on the product,to avoid impacting of the collision.
- 4.Do not pull or twist the boby or keyboard with 90° .It may damage the functions.
- 5.Do not tamper with the wiring of this product with a cutter or other sharp tools. It may damage the functions.
- 6.When rolling up the keyboard after use,do not roll it too tight.

6

# MIDI手卷电子琴



使用说明书  
MODEL:PU88M

尊敬的客户：

感谢您选用本款手卷琴！这款时尚便携式手卷琴采用现代科技技术及电子工业创新设计，是本公司全体人员不懈努力的成果。

我们竭诚希望能充分发挥您的音乐天赋，给您带来无比快乐和美妙的音乐享受。

### 包装配件



使用产品前，请仔细阅读说明书。

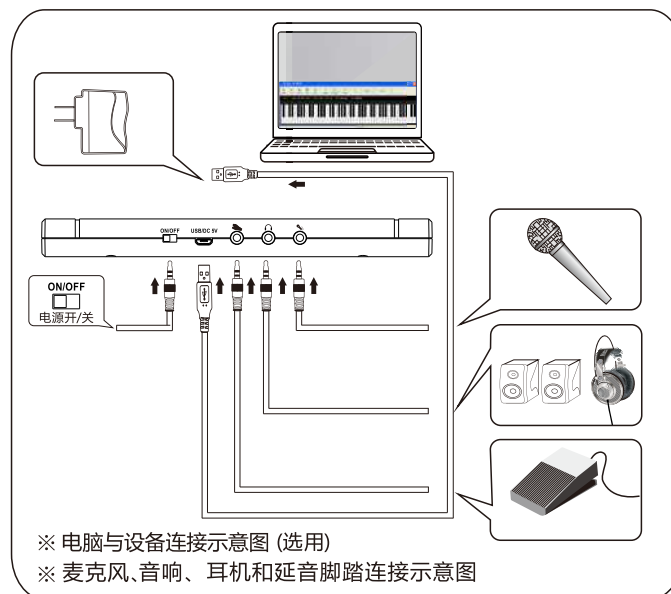
打开电源开关，接上耳机/音响开机即可使用

1

### 手卷琴整体外观



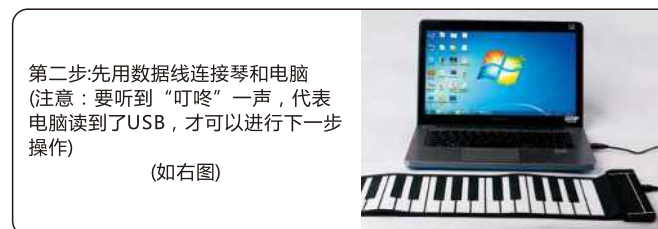
### 产品连接示意图



2

### "Everyone piano" 软件操作指南

第一步:下载和安装软件  
1. 打开浏览器，输入软件下载地址:<http://kohoxo.com/cn-piano.zip>并回车，下载软件压缩包到桌面。  
2. 再将压缩包"cn-piano"解压到桌面，打开"cn-piano/EveryonePiano"文件夹，双击"EveryonePiano1.4.7.29\_setup"文件，进行安装。



第三步:打开软件  
1. 单击"设置--选项"



3



4

### 功能和特点:

- 1、可直接连接耳机或音响使用。
- 2、麦克风输入功能。
- 3、轻便，时尚，简洁易于携带。
- 4、带给你真实钢琴般的享受。
- 5、轻松录制，编辑，制作属于您的音乐。
- 6、无限的专业音、色效果资源。
- 7、内置锂电池，方便随时随地使用。
- 8、配脚踏有"延音功能"。
- 9、支持Win XP/Vista/Win7 and Mac OSX 系统，免驱动，支持热插拔。
- 10、兼容Cakewalk,Sonar,Cubase,Nuendo等所有主流音序器及VST/VSTI。

### 产品规格:

1. 产品尺寸:  
88键: 设备规格 :18.6(L)X5.5(W)X1.8(H)cm  
软盘规格 :132.5x14 x 0.5cm
2. 输入电压 :USB 5V
3. 内置电池 :3.7V/2000mA
4. 充电时间 :1.5-2小时
5. 工作时间 :10-12小时
6. 材质:硅胶
7. 颜色:黑+白

5

### 系统需求

PC 电脑	操作系统：Windows XP / Vista/ Win7 处理器：pentium3或更高的兼容处理器。 系统内存：最低在256MB或更高。 驱动器：CD-ROM驱动器 可用的USB接口
MAC 电脑	操作系统：MacOS 8.5, 8.6, 9.x, OS X 处理器：G4 733 MHz或更快更高的兼容处理器。 系统内存：最低在512MB或更高。 驱动器：CD-ROM驱动器 可用的USB接口

### 简单故障处理

故障现象	故障原因	排除方法
软琴无声音	1.软琴没连接上电脑; 2.音响设备没有开启或连接错误; 3.软件"options"输出选项没有选上;	1.请检查电脑与设备是否已正常连接; 2.请正确连接音响设备; 3.打开软件将"options"中输出设备选上;

### 注意事项

1. 请不要将本产品置于潮湿、过热或灰尘过多的地方工作。
2. 在摆放时放平:注意与收音机,电视机等强电磁仪器保持距离,以免产生干扰。
3. 勿将重物放在本产品上,并避免冲击碰撞。
4. 请不要将本产品以90度或大程度的折叠挤压,以免损坏。
5. 不要将尖锐的物件与本产品共存存放或碰撞,以免损坏。

6

# 中英文合并