

以人为舟，以严肃为舵，以智慧为帆

Consider People As Boat,
Consider Seriousness As Her Helm
And Consider Wisdom As Her Sail.



浙江博恩自控阀门有限公司

Zhejiang Theoborn Auto-control Valves Co., Ltd

地址：浙江省温州经济技术开发区滨海工业园区三道四路119号

邮编：325025

电话：+86-577-86378000 86830000

传真：+86-577-86887882

E-mail: juen@theoborn.com

网址：www.theoborn.com

ADD: No. 119, 4th Road, 3rd Avenue, Binhai Industrial Zone, Wenzhou city

P.C: 325025

TEL: +86-577-86378000 86830000


FAX: +86-577-86887882

E-mail: juen@theoborn.com

www.theoborn.com

注：本公司有权保留对产品技术参数的修改，不另行通知
Theoborn reserves the right to change technical data without notice.

www.theoborn.com



阀门手轮机构

VALVE HANDWHEEL
MECHANISM

ISO 9001



高新技术企业

浙江博恩自控阀门有限公司

Zhejiang Theoborn Auto-control Valves Co., Ltd



阀门手轮机构主要应用 Valve handwheel mechanism is mainly used

公司产品应用于石油、化工、医药、水处理、电厂、核电等场所，用于90°开启的球阀、蝶阀、旋塞阀等阀门配套使用，我公司所供应的手轮机构还可以根据客户要求对产品的速比、使用温度、防护等级、防腐等级进行调整定制。公司立足国内，面向国际市场，客户主要来自中东、欧美等国外知名阀门企业。

The company's products are used in petroleum, chemical, pharmaceutical, water treatment, power plants, nuclear power and other places, for 90 degrees open ball valves, butterfly valves, plug valves and other valves supporting the use of the company's supply of manual clutch can also be used according to customer requirements on the product speed ratio, use temperature, protection level, anti-corrosion level. Adjust customization. The company is based on domestic and international markets, Customers mainly from the Middle East, Europe and the United States and other well-known foreign valve enterprises

产品主要用途 Main uses of products

本手轮机构与气动执行器装配联合使用,用于90°开启的蝶阀、球阀等实现手动或气动驱动。

The manual clutch is combined with the pneumatic actuator assembly to realize manual or pneumatic drive for butterfly valves, ball valves, etc. which are opened at 90° degrees.

特点 Characteristic

- 1.体积小、重量轻、设计合理、样式新颖。
- 2.产品系列化，输出扭矩与气动装置各种阀门匹配。
- 3.涡轮连接内孔有相隔90°的两个键槽，以便用户根据需要进行选择装置同阀门的相对位置。
- 4.提起限位拉环，旋转偏心装置90°限位销自动限位，实现气动，反之实现手动。
- 5.产品出厂时，装有专用消滑脂，与阀装配后，整体密封防尘防水防护。

1. It is small in size, light in weight and reasonable in design
2. Products are serialized and output torque is matched with pneumatic devices
3. Turbine connection holes have two keyways 90 degrees apart so that users can choose the relative position of the device with the valve according to their needs
4. Lifting the limit pulling ring, rotating the eccentric device 90 degree limit pin automatic limit, to achieve pneumatic, otherwise to achieve manual
5. Product factory, equipped with special grease, and valve assembly, the overall seal, dust-proof, waterproof, protection.

技术参数 Technical parameters

型号 Model	执行器配置 Configuration of actuator				ISO5211标准法兰 Standard flange				手轮直径 Handwheel diameter	速比 Speed ratio	扭矩 N.m
					执行器连接 Connecting dimensions of actuate		阀门连接 Connecting dimensions of valves				
	AT双作用(DA) AT Double action(DA)	AT单作用(SR) AT Spring return(SR)	中心距 Center distance	轴孔 Aixe hole	中心距 Center distance	轴孔 Aixe hole					
TBN-1	DA50-85	SR50-75	F05/F07	14 × 14	F05/F07	14 × 14	180	38:1	180		
TBN-2	DA95-110	SR85-95	F07/F10	17 × 17	F07/F10	17 × 17	200	37:1	320		
TBN-3	DA125-140	SR110-125	F10/F12	22 × 22	F07/F10/F12	22 × 22	280	35:1	680		
TBN-4	DA160-190	SR140-160	F10/F12/F14	27 × 27	F10/F12 or F14	27 × 27	300	50:1	1200		
TBN-5	DA210-240	SR190-210	F14/F16	36 × 36	F10/F14 or F12/F16	36 × 36	400	54:1	2100		
TBN-6	DA270-300	SR240-270	F16	46 × 46	F16	46 × 46	500	58:1	3000		
TBN-7	DA350	SR300	F16	46 × 46	F16	46 × 46	600	66:1	3800		
TBN-320	DA400	SR350-400	F25	55 × 55	F25	55 × 55	500	320:1	6600		

企业概况

浙江博恩自控阀门有限公司专业制造气动执行器、电动执行器及各类阀门，公司生产的自动化装置从根本上改变了传统上笨顶、复杂的阀门使用方法，将高科技融入阀门控制过程中，大大提高了阀门的使用效益，节省了大量的控制成本，给企业带来可观的效益。

博恩自控阀门有限公司坐落在国内最具悠久泵阀业制造历史的温州，公司借助当地悠久的泵阀业制造经验，结合精湛的生产工艺，加上博恩人独特的创新意识和严肃精神，努力将智慧发挥至极点，立志制造最好的产品，以之造福人类。

博恩人坚持以人为本，以严肃为舵，以智慧为帆。博恩人相信，凭借自己的专业技术，加上真诚的服务业征服客户，赢得客户，感动客户。




Company Profile

Zhejiang Theoborn Auto-Control Valves Co., Ltd. is dedicated to manufacturing pneumatic actuators and electric actuators.

Our products fundamentally transform the complex traditional usage of valves, incorporating high technology with the control process of valves, greatly improving the efficient usage of valves, largely diminishing the controlling cost, and obtaining considerable profits for enterprises. Our company is located in Wenzhou City which possesses a long history of manufacturing valves and actuators. Inspired by our experience of manufacturing valves and actuators, supported by exquisite manufacturing technique, and enveloped with the special innovative consciousness and serious spirit, Theoborn endeavors to culminate the wisdom, aspires to make the best products, and desires to benefit human beings.

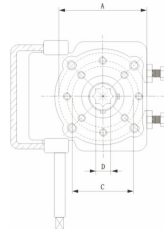
Theoborn people believe that we should consider people as boat, consider wisdom as helm and consider seriousness as sail. Theoborn believes that professional technology, along with sincere service, will obtain customers' hearts, win customers' credits, and move customers.



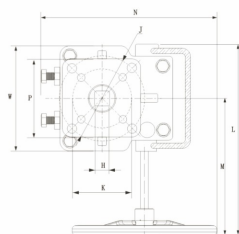
主要零部件材料 Main components and materials

序号 NO.	名称 Name	材料 Material	序号 NO.	名称 Name	材料 Material
1	传动主轴 Drive spindle	合金钢 Alloy steel	9	蜗轮 Worm gear	球墨铸铁 Spheroidal graphite cast Iron
2	密封圈 Seal ring	丁腈橡胶 Nitrile rubber	10	平面轴承 Plane bearing	合金钢 Alloy steel
3	卡簧 Reed spring	合金钢 Alloy steel	11	手柄 Handle	不锈钢(304) Stainless steel(304)
4	上盖 Upper cover	铝合金 Aluminium alloy	12	偏心套 Eccentric sleeve	合金钢 Alloy steel
5	紧固件 Afastening	不锈钢(304) Stainless steel(304)	13	密封圈 Seal ring	丁腈橡胶 Nitrile rubber
6	定位销 Positioning pin	合金钢 Alloy steel	14	蜗杆 Worm	合金钢 Alloy steel
7	手轮 Hand wheel	碳钢喷漆 Carbon steel polyester coating	15	传动杆 Transmission rod	合金钢 Alloy steel
8	密封圈 Seal ring	丁腈橡胶 Nitrile rubber	16	箱体 Box	铝合金 Aluminium alloy

阀门连接尺寸
Connecting dimensions of valves



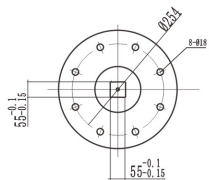
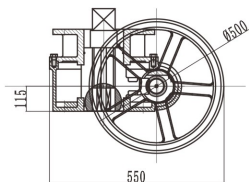
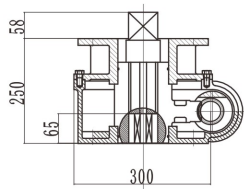
气缸连接尺寸
Connecting dimensions of actuate



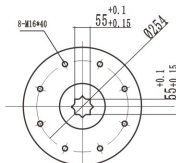
QS-1-QS-7尺寸图 Size diagram

连接尺寸 connection size

规格型号 Specification model	TBN-1	TBN-2	TBN-3	TBN-4	TBN-5	TBN-6	TBN-7
A	F07	F10	F12	F12	F14	F16	F16
C	F05	F07	F07/F10	F10	F10	/	/
D	14*14	17*17	22*22	27*27	36*36	46*46	46*46
E	15	18	22	28	38	48	48
F	105	110	130	165	177	192	200
G	16	19	24	29	40	51	51
H	14*14	17*17	22*22	27*27	36*36	46*46	46*46
N	192	185	290	339	436	516	600
W	90	125	140	187	221	252.5	286.5
J	F07	F10	F12	F14	F16	F16	F16
K	F05	F07	F10	F12	F14	/	/
L	190	240	272	358	405	447	525
M	155	180	202	268	295	322	379
P	70	94	113	129	165	165	φ235
Q	33	36	39	56	58.5	62	65
R	44	54	65	82	109	134	148
手轮外径 Hand wheel outer diameter	φ180	φ200	φ280	φ300	φ400	φ500	φ600
参考重量(kg) Reference weight(kg)	3	4.5	7	13.7	22	32	56



执行器连接
Connecting dimensions of actuate



阀门连接
Connecting dimensions of valves

